





APPLICABLE STANDARD					
RATING	OPERATING TEMPERATURE RANGE	-30 °C TO 105 °C (NOTE1)	STORAGE TEMPERATURE RANGE	-40 °C TO 105 °C	
	VOLTAGE	250 V AC	CURRENT	1 A	
SPECIFICATIONS					
ITEM	TEST METHOD		REQUIREMENTS	QT	AT
CONSTRUCTION					
GENERAL EXAMINATION	VISUALLY AND BY MEASURING INSTRUMENT.		ACCORDING TO DRAWING.	x	x
MARKING	CONFIRMED VISUALLY.			x	x
ELECTRIC CHARACTERISTICS					
CONTACT RESISTANCE	1A DC.		30 mΩ MAX.	x	-
CONTACT RESISTANCE MILLIVOLT LEVEL METHOD	20 mV AC MAX, 0.1 mA(DC OR 1000Hz)		30 mΩ MAX.	x	-
INSULATION RESISTANCE	500 V DC		100 MΩ MIN.	x	-
VOLTAGE PROOF	650 V AC FOR 1 min.		NO FLASHOVER OR BREAKDOWN.	x	-
MECHANICAL CHARACTERISTICS					
CONTACT INSERTION AND EXTRACTION FORCES	BY STEEL GAUGE		INSERTION FORCE N MAX. EXTRACTION FORCE N MIN.	-	-
MECHANICAL OPERATION	30 TIMES INSERTIONS AND EXTRACTIONS.		① CONTACT RESISTANCE: 60 mΩ MAX. ② NO DAMAGE, CRACK AND LOOSENESS OF PARTS.	x	-
VIBRATION	FREQUENCY 20 TO 200 Hz, 43.1 m/s ² AT 3 h FOR 3 DIRECTIONS.		① NO ELECTRICAL DISCONTINUITY OF 10 μs. ② CONTACT RESISTANCE: 60 mΩ MAX. ③ NO DAMAGE, CRACK AND LOOSENESS OF PARTS.	x	-
SHOCK	FREQUENCY 20 TO 50 Hz, 66.6 m/s ² AT 1 h.		① NO ELECTRICAL DISCONTINUITY OF 10 μs. ② CONTACT RESISTANCE: 60 mΩ MAX. ③ NO DAMAGE, CRACK AND LOOSENESS OF PARTS.	x	-
LOCK STRENGTH	APPLYING A PULL FORCE THE MATING AXIALLY AT 98N MAX.		① DURING APPLYING,MATING COMPLETELY. ② AFTER APPLYING,NO DEFECT OF MATING PARTS.	x	-
ENVIRONMENTAL CHARACTERISTICS					
DAMP HEAT (STEADY STATE)	EXPOSED AT 60 °C, 90 TO 95 %, 500 h.		① CONTACT RESISTANCE: 60 mΩ MAX. ② INSULATION RESISTANCE:100 MΩ MIN. ③ NO DAMAGE, CRACK AND LOOSENESS OF PARTS.	x	-
RAPID CHANGE OF TEMPERATURE	TEMPERATURE-40→5 TO 35→ 85→5 TO 35°C TIME 30 → 5 → 30 → 5 min UNDER 1000 CYCLES.		① CONTACT RESISTANCE: 60 mΩ MAX. ② INSULATION RESISTANCE:100 MΩ MIN. ③ NO DAMAGE, CRACK AND LOOSENESS OF PARTS.	x	-
DRY HEAT	EXPOSED AT 105°C, 300 h.		① CONTACT RESISTANCE: 60 mΩ MAX. ② NO HEAVY CORROSION.	x	-
COLD	EXPOSED AT -55°C , 120 h.		① CONTACT RESISTANCE: 60 mΩ MAX. ② NO HEAVY CORROSION.	x	-
CORROSION, SALT MIST	EXPOSED IN 5% SALT WATER SPRAY FOR 96 h.		① CONTACT RESISTANCE: 60 mΩ MAX. ② NO HEAVY CORROSION.	-	-
RESISTANCE TO HSO ³ GAS	EXPOSED IN 500 PPM FOR 8h.		① CONTACT RESISTANCE: 60 mΩ MAX. ② NO HEAVY CORROSION.	x	-
RESISTANCE TO SOLDERING HEAT	SOLDER TEMPERATURE, 260 °C FOR IMMERSION, DURATION, 10s.		NO DEFORMATION OF CASE OF EXCESSIVE LOOSENESS OF THE TERMINALS.	x	-
SOLDERABILITY	SOLDERED AT SOLDER TEMPERATURE, 245 °C FOR IMMERSION DURATION, 3s. 		A NEW UNIFORM COATING OF SOLDER SHALL COVER A MINIMUM OF 95 % OF THE SURFACE BEING IMMERSSED.	x	-
	COUNT	DESCRIPTION OF REVISIONS	DESIGNED	CHECKED	DATE
	1	DIS-T-00004246	HK. WATANABE	MO. OKADA	20190304
REMARK			APPROVED	KS. SATOH	20060414
(NOTE1) INCLUDE THE TEMPERATURE RISING BY CURRENT.			CHECKED	KS. SATOH	20060414
(NOTE2) APPLICABLE BOARD: 1.6±0.2			DESIGNED	MO. OKADA	20010912
			DRAWN	SB. KURIYA	20060413
Note QT:Qualification Test AT:Assurance Test X:Applicable Test			DRAWING NO.	ELC-165789-00-00	
	SPECIFICATION SHEET		PART NO.	GT13S-1PP-DS	
	HIROSE ELECTRIC CO., LTD.		CODE NO.	CL763-0027-7-00	 1/1