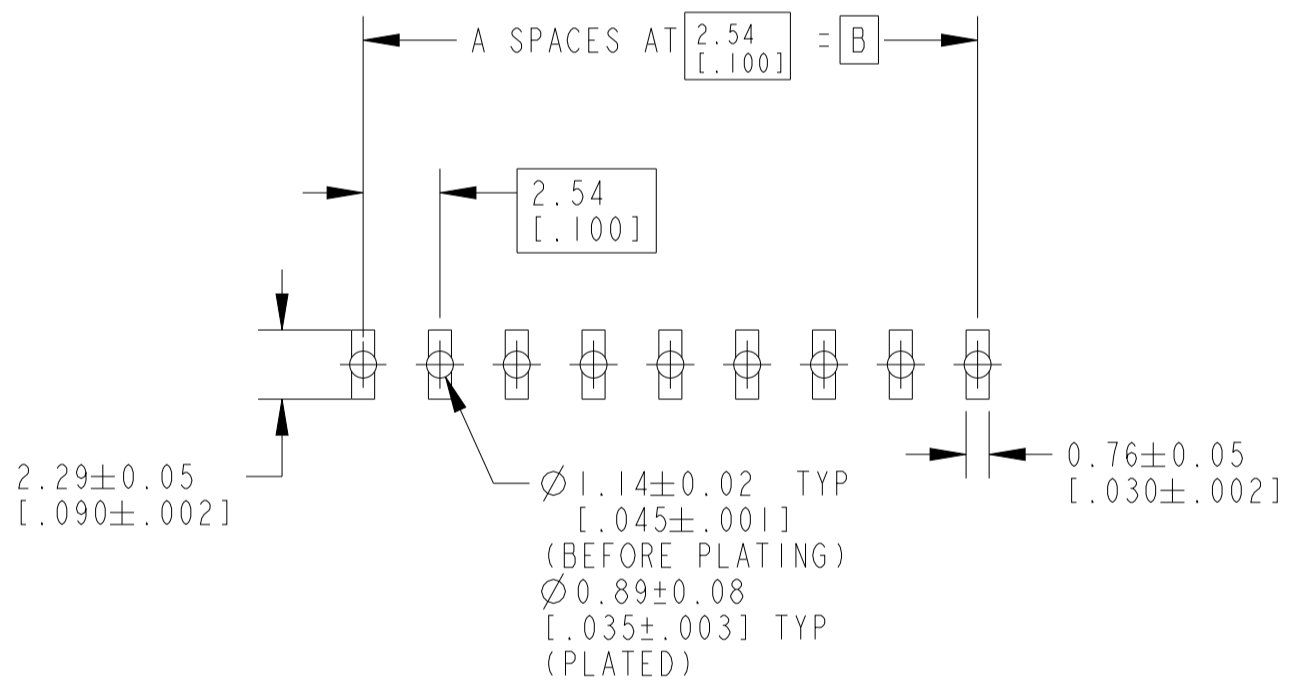
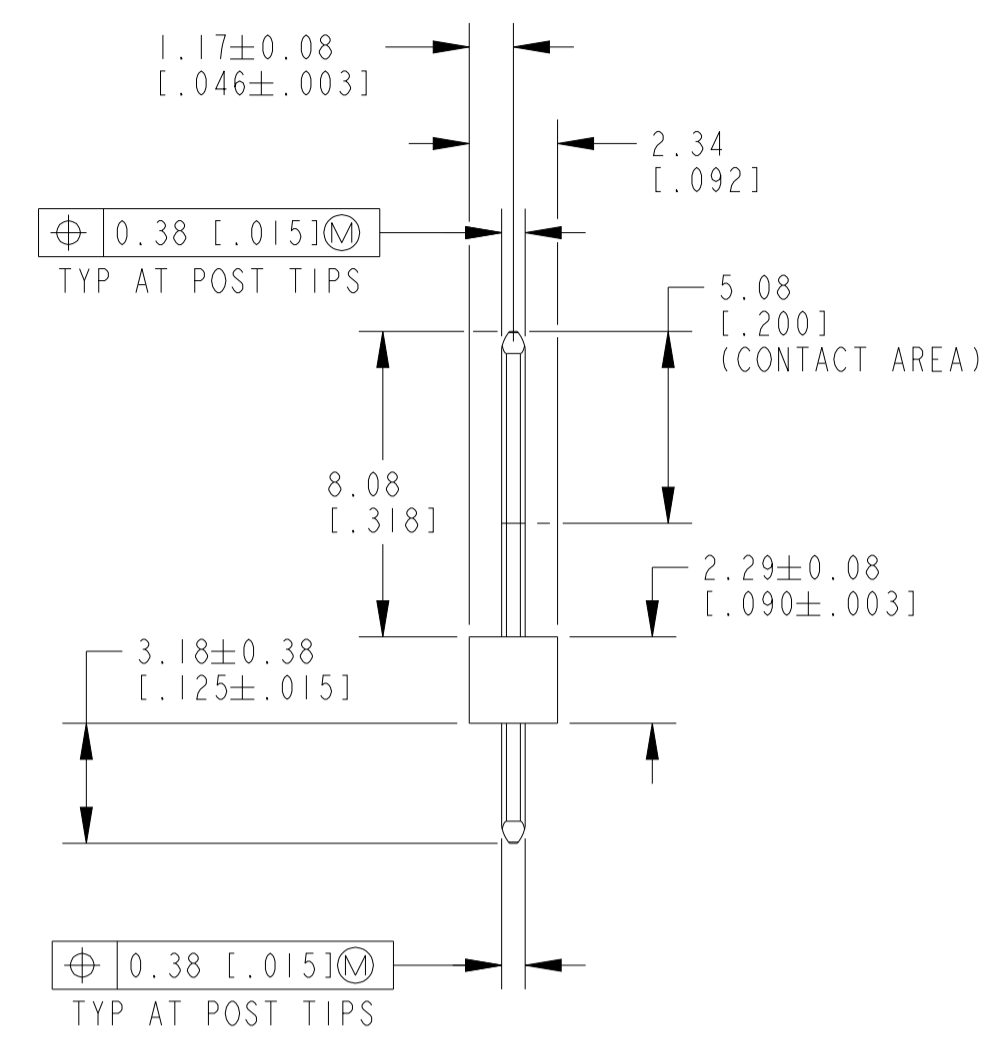
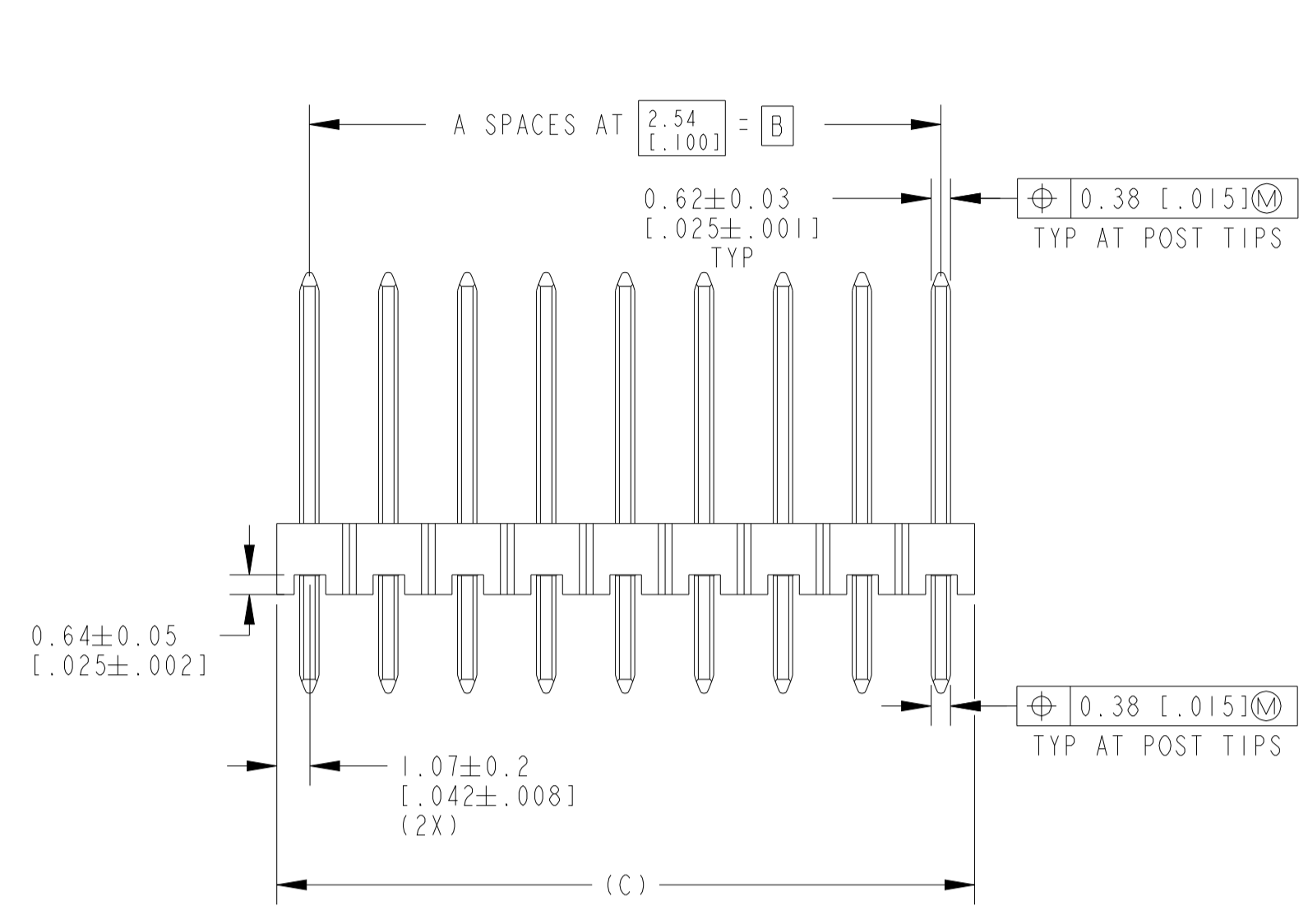


REVISIONS				
#	LTN	DESCRIPTION	DATE	OWN APVD
G3		REVISED PER ECN-23-194767	16JUN2023	RK MF
H		PLATING PLATING OPTIMIZATION (Au TO PdNi+Au FLASH)	12AUG2025	RS GVP



RECOMMENDED PC BOARD MOUNTING DIMENSIONS FOR 1.60[.063] THICK PC BOARD AND 0.305[.012] STENCIL THICK

- ASSEMBLY MAY BE BROKEN TO THE DESIRED NUMBER OF POSITIONS.
- TRUE POSITION TOLERANCE OF THE POST TIPS APPLIES WHEN THE HEADERS ARE HELD FLAT AGAINST THE PRINTED CIRCUIT BOARD.
- 0.00038[0.000015] GOLD IN CONTACT AREA, 0.00254-0.00508[0.00100 - .000200] MATTE TIN-LEAD ON SOLDER TAIL, ALL OVER 0.00127[0.000050] NICKEL.
- MATERIAL: HOUSING - LCP, COLOR-BLACK. POSTN - COPPER ALLOY.
- 0.00028 [0.000011] PdNi+0.00010[0.000004] Au FLASH ON CONTACT AREA, 0.00254-0.00508[0.00100 - .000200] MATTE TIN ON SOLDER TAIL, ALL OVER 0.00127[0.000050] NICKEL.
- OBSOLETE PARTS: OBSOLETE CIS STREAMLINING PER D.RENAUD/D.SINISI.
- OBSOLETE

PLATING	C	B	A	NO. OF POSITIONS	PART NUMBER
5	101.19 [3.984]	99.06 [3.900]	39	40	9-146276-0
5	98.65 [3.884]	96.52 [3.800]	38	39	8-146276-9
5	96.11 [3.784]	93.98 [3.700]	37	38	8-146276-8
5	93.57 [3.684]	91.44 [3.600]	36	37	8-146276-7
5	91.03 [3.584]	88.90 [3.500]	35	36	8-146276-6
5	88.49 [3.484]	86.36 [3.400]	34	35	8-146276-5
5	85.95 [3.384]	83.82 [3.300]	33	34	8-146276-4
5	83.41 [3.284]	81.28 [3.200]	32	33	8-146276-3
5	80.87 [3.184]	78.74 [3.100]	31	32	8-146276-2
5	78.33 [3.084]	76.20 [3.000]	30	31	8-146276-1
5	75.79 [2.984]	73.66 [2.900]	29	30	8-146276-0
5	73.25 [2.884]	71.12 [2.800]	28	29	7-146276-9
5	70.71 [2.784]	68.58 [2.700]	27	28	7-146276-8
5	68.17 [2.684]	66.04 [2.600]	26	27	7-146276-7
5	65.63 [2.584]	63.5 [2.500]	25	26	7-146276-6
5	63.09 [2.484]	60.96 [2.400]	24	25	7-146276-5
5	60.55 [2.384]	58.42 [2.300]	23	24	7-146276-4
5	58.01 [2.284]	55.88 [2.200]	22	23	7-146276-3
5	55.47 [2.184]	53.34 [2.100]	21	22	7-146276-2
5	52.93 [2.084]	50.80 [2.000]	20	21	7-146276-1
5	50.39 [1.984]	48.26 [1.900]	19	20	7-146276-0
5	47.85 [1.884]	45.72 [1.800]	18	19	6-146276-9
5	45.31 [1.784]	43.18 [1.700]	17	18	6-146276-8
5	42.77 [1.684]	40.64 [1.600]	16	17	6-146276-7
5	40.23 [1.584]	38.10 [1.500]	15	16	6-146276-6
5	37.69 [1.484]	35.56 [1.400]	14	15	6-146276-5
5	35.15 [1.384]	33.02 [1.300]	13	14	6-146276-4
5	32.61 [1.284]	30.48 [1.200]	12	13	6-146276-3
5	30.07 [1.184]	27.94 [1.100]	11	12	6-146276-2
5	27.53 [1.084]	25.40 [1.000]	10	11	6-146276-1
5	24.99 [0.984]	22.86 [0.900]	9	10	6-146276-0
5	22.45 [0.884]	20.32 [0.800]	8	9	5-146276-9
5	19.91 [0.784]	17.78 [0.700]	7	8	5-146276-8
5	17.37 [0.684]	15.24 [0.600]	6	7	5-146276-7
5	14.83 [0.584]	12.70 [0.500]	5	6	5-146276-6
5	12.29 [0.484]	10.16 [0.400]	4	5	5-146276-5
5	9.75 [0.384]	7.62 [0.300]	3	4	5-146276-4
5	7.21 [0.284]	5.08 [0.200]	2	3	5-146276-3
5	4.67 [0.184]	2.54 [0.100]	1	2	5-146276-2
5	2.13 [0.084]	-	0	1	5-146276-1

PLATING	C	B	A	NO. OF POSITIONS	PART NUMBER
3	101.19 [3.984]	99.06 [3.900]	39	40	4-146276-0
3	98.65 [3.884]	96.52 [3.800]	38	39	3-146276-9
3	96.11 [3.784]	93.98 [3.700]	37	38	3-146276-8
3	93.57 [3.684]	91.44 [3.600]	36	37	3-146276-7
3	91.03 [3.584]	88.90 [3.500]	35	36	3-146276-6
3	88.49 [3.484]	86.36 [3.400]	34	35	3-146276-5
3	85.95 [3.384]	83.82 [3.300]	33	34	3-146276-4
3	83.41 [3.284]	81.28 [3.200]	32	33	3-146276-3
3	80.87 [3.184]	78.74 [3.100]	31	32	3-146276-2
3	78.33 [3.084]	76.20 [3.000]	30	31	3-146276-1
3	75.79 [2.984]	73.66 [2.900]	29	30	3-146276-0
3	73.25 [2.884]	71.12 [2.800]	28	29	2-146256-9
3	70.71 [2.784]	68.58 [2.700]	27	28	2-146276-8
3	68.17 [2.684]	66.04 [2.600]	26	27	2-146276-7
3	65.63 [2.584]	63.5 [2.500]	25	26	2-146276-6
3	63.09 [2.484]	60.96 [2.400]	24	25	2-146276-5
3	60.55 [2.384]	58.42 [2.300]	23	24	2-146276-4
3	58.01 [2.284]	55.88 [2.200]	22	23	2-146276-3
3	55.47 [2.184]	53.34 [2.100]	21	22	2-146276-2
3	52.93 [2.084]	50.80 [2.000]	20	21	2-146276-1
3	50.39 [1.984]	48.26 [1.900]	19	20	2-146276-0
3	47.85 [1.884]	45.72 [1.800]	18	19	1-146276-9
3	45.31 [1.784]	43.18 [1.700]	17	18	1-146276-8
3	42.77 [1.684]	40.64 [1.600]	16	17	1-146276-7
3	40.23 [1.584]	38.10 [1.500]	15	16	1-146276-6
3	37.69 [1.484]	35.56 [1.400]	14	15	1-146276-5
3	35.15 [1.384]	33.02 [1.300]	13	14	1-146276-4
3	32.61 [1.284]	30.48 [1.200]	12	13	1-146276-3
3	30.07 [1.184]	27.94 [1.100]	11	12	1-146276-2
3	27.53 [1.084]	25.40 [1.000]	10	11	1-146276-1
3	24.99 [0.984]	22.86 [0.900]	9	10	1-146276-0
3	22.45 [0.884]	20.32 [0.800]	8	9	1-146276-9
3	19.91 [0.784]	17.78 [0.700]	7	8	1-146276-8
3	17.37 [0.684]	15.24 [0.600]	6	7	1-146276-7
3	14.83 [0.584]	12.70 [0.500]	5	6	1-146276-6
3	12.29 [0.484]	10.16 [0.400]	4	5	1-146276-5
3	9.75 [0.384]	7.62 [0.300]	3	4	1-146276-4
3	7.21 [0.284]	5.08 [0.200]	2	3	1-146276-3
3	4.67 [0.184]	2.54 [0.100]	1	2	1-146276-2
3	2.13 [0.084]	-	0	1	1-146276-1

THIS DRAWING IS A CONTROLLED DOCUMENT. DWG: T. HOFFMAN 6/12/95
CHK: G. DUBNICZKI 6/29/95

DIMENSIONS: mm [INCHES] TOLERANCES UNLESS OTHERWISE SPECIFIED:
0 PLC ±.015 [0.0006] ±.015 [0.0006]
1 PLC ±.015 [0.0006] ±.015 [0.0006]
2 PLC ±.015 [0.0006] ±.015 [0.0006]
3 PLC ±.015 [0.0006] ±.015 [0.0006]
4 PLC ±.015 [0.0006] ±.015 [0.0006]
ANGLES ±.015 [0.0006] ±.015 [0.0006]
FINISH SEE TABLE

MATERIAL: 4

APVD: G. DUBNICZKI 6/29/95
NAME: HEADER ASSEMBLY, MOD 11, BREAKWAY, SINGLE ROW, HIGH TEMPERATURE, VERTICAL W/.025 SQ POSTS, .100 CL
PRODUCT SPEC: APPLICATION SPEC
SIZE: CAGE CODE DRAWING NO: 00779 C=146276
RESTRICTED TO: CUSTOMER DRAWING SCALE: 5:1 SHEET 1 OF 1 REV H

TE Connectivity