

PART NUMBER SCHEME :

10159560-X X X X X X X X F

LEAD FREE

X	POWER POSITION
2	2
3	3
4	4
5	5
6	6
7	7
8	8
9	9
A	10

X	FOR RECEPTACLE, SEE DWG. NO. 10159561			
COMBINATION OF MATED HEIGHT	HEADER 1 HEIGHT: 1.3	HEADER 2 HEIGHT: 2.3	HEADER 3 HEIGHT: 3.3	HEADER 4 HEIGHT: 4.3
RECEPTACLE 1 HEIGHT: 3.7				
RECEPTACLE 2 HEIGHT: 7.7				
RECEPTACLE 3 HEIGHT: 11.7				
RECEPTACLE 4 HEIGHT: 15.7				

X	PLATING: CONTACT AREA
1	GOLD 0.05um MIN
2	GOLD OR GXT 0.2um MIN
3	GOLD OR GXT 0.375um MIN
4	GOLD OR GXT 0.75um MIN

X	POLARIZATION PEG/ DATE CODE
L	WITH PEG/ WITHOUT DATE CODE
P	WITH PEG/ WITH DATE CODE
M	WITHOUT PEG/ WITHOUT DATE CODE
N	WITHOUT PEG/ WITH DATE CODE

X	SOLDER TAIL PLATING: POWER PIN
I	GOLD FLASH

X	PACKAGING
R	T&R WITH MYLAR
T	TUBE WITHOUT MYLAR
Q	T&R WITHOUT MYLAR

X	EMPTY PIN OPTIONAL
0	NONE
2	2#
3	3#
4	4#
5	5#
6	6#
7	7#
8	8#
9	9#
A	2#3#5#6#

X	CUSTOMER OPTIONAL	POLARIZATION PEG TYPE
0	GENERAL	GENERAL
E	E CUSTOMIZED	CUSTOMIZED

DATE CODE: XXXXXX
 DAY (01~32)
 MONTH (01~12)
 YEAR (00~99)

- NOTES:
- MATERIAL:
 - HOUSING: THERMOPLASTICNOTES, NATURE, UL94V-0.
 - POWER CONTACT: COPPER ALLOY
 - HOLD DOWN: COPPER ALLOY
 - PLATING:
 - UNDER PLATING: 1-3um NI UNDER PLATING;
 - CONTACT AREA: ACCORDING TO PART NUMBER;
 - SOLDER TAIL:
 - POWER CONTACT: ACCORDING TO PART NUMBER;
 - HOLD DOWN: TIN PLATING
 - PRODUCT SPEC GS-12-1675
 - APPLICATION GS-20-0696
 - THIS HOUSING WILL WITHSTAND EXPOSURE TO 260°C PEAK TEMPERATURE FOR 20 SECONDS IN A IR REFLOW SOLDERING APPLICATION.
 - THIS PRODUCT MEETS EUROPEAN UNION DIRECTIVES AND OTHER COUNTRY REGULATIONS AS DESCRIBED IN GS-47-0004.
 - COPLANARITY AREA OF TERMINATION 0.10MM MAX.

Amphenol FCI

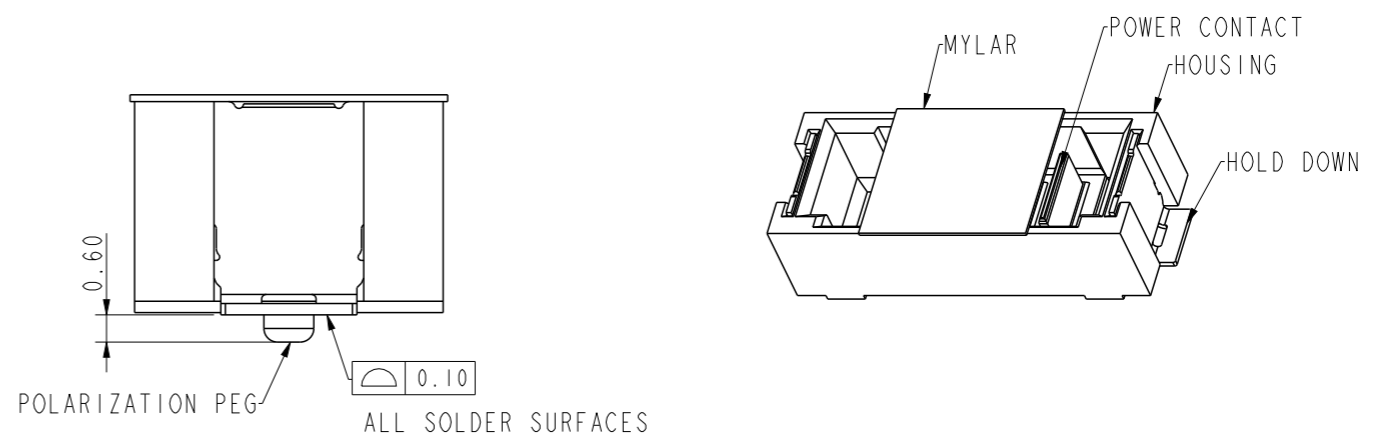
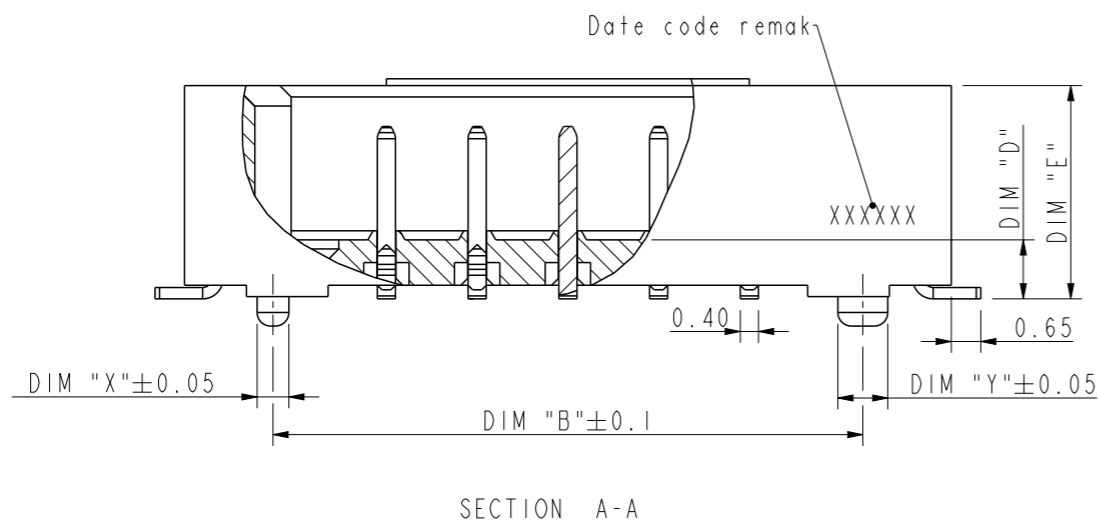
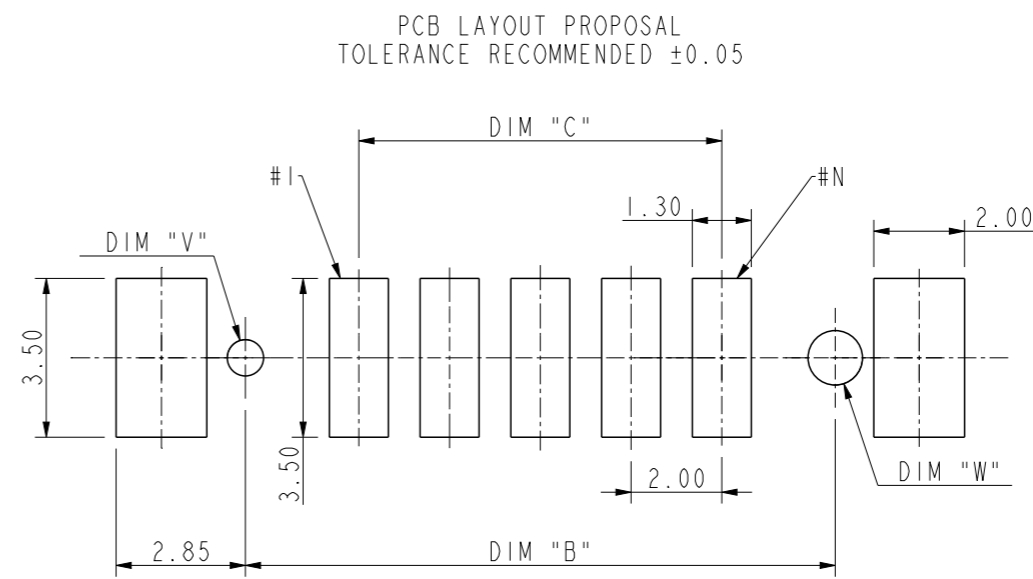
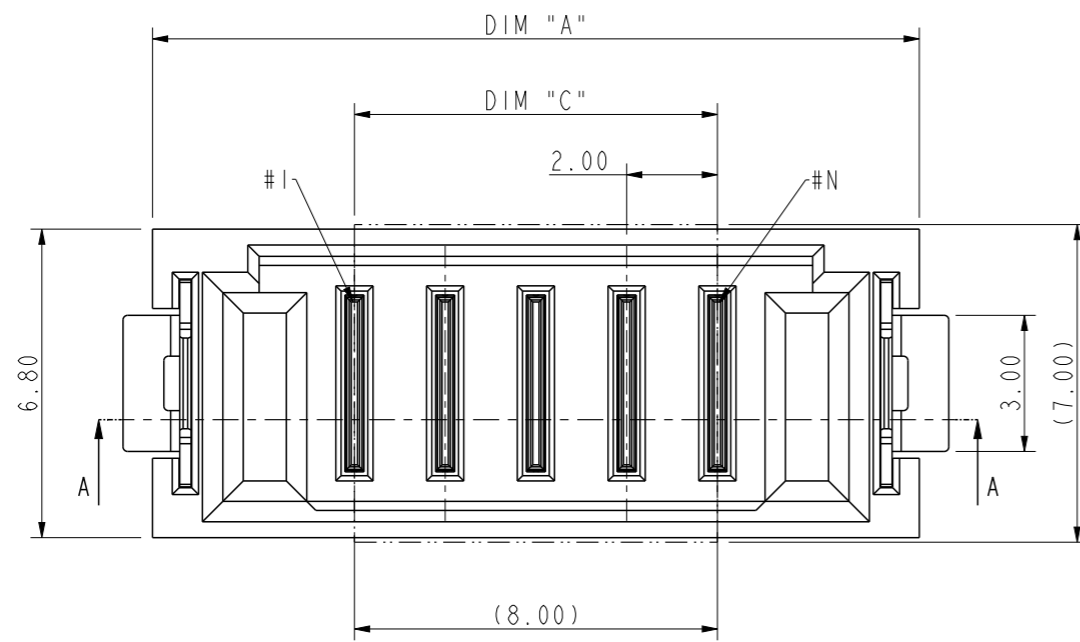
© 2020 Amphenol Corporation

spec ref	dr	Li-Qing Lei	2021/03/25	projection	mm	size	A3	scale	1:1
tolerance std	eng	Li-Qing Lei	2025/08/26		← →	ecn no	ELX-N-56838-1		
TOLERANCES UNLESS OTHERWISE SPECIFIED						product family	rel level	Released	
surface	linear	0.X	±0.5	Amphenol FCI	cat. no.	Product - Customer Drw	dwg no	10159560	rev
		0.XX	±0.25						
	angular	0°	±2°						sheet 1 of 2

HEADER 1/2/3/4

Dimension	Computational Formula
DIM "A"	(POSITION-1) X 2 + 8.9
DIM "B"	(POSITION-1) X 2 + 5
DIM "C"	(POSITION-1) X 2

PRODUCT	DIM "D"	DIM "E"
HEADER 1	1.3	4.7
HEADER 2	2.3	5.7
HEADER 3	3.3	6.7
HEADER 4	4.3	7.7



POLARIZATION PEG TYPE

	Diameter	DIM "X"	DIM "Y"	DIM "V"	DIM "W"
General	Ø0.70	Ø1.10	Ø1.10	Ø0.80	Ø1.20
Customized	Ø1.10	Ø1.50	Ø1.50	Ø1.20	Ø1.60

spec ref	dr	Li-Qing Lei	2021/03/25	projection	mm	size	A3	scale	1:1
tolerance std	eng	Li-Qing Lei	2025/08/26			ecn no	ELX-N-56838-1	rel level	Released
TOLERANCES UNLESS OTHERWISE SPECIFIED			chr						
surface	linear	0.X	±0.5			dwg no	10159560	rev	F
		0.XX	±0.25						
		0.XXX	±0.10	title HEADER PowerStak Connector		cat. no.	Product - Customer Drw	sheet 2 of 2	
	angular	0°	±2°	PDS: Rev :F STATUS:Released Printed: Sep 02, 2025					