TYPE CODING = UNPOLISHED
VERWENDE UNPOLIERTE TYPEN
© COPYRIGHT 1995
RELEASED FOR PUBLICATION 1995
FREI FUER VEROEFFENTLICHUNG
ALL RIGHTS RESERVED.
ALLE RECHTE VORBEHALTEN.

MATED WITH:
PASSEND ZU: 929504

LOC	DIST
A1	-

PROJEKT NR.: A85-9385

REVISIONS
ABAENDERUNGEN

P	LTR	DESCRIPTION BESCHREIBUNG	DATE	DWN	APVD
	F5	REVISED PER ECO-11-005027	21MAY2011	RK	HMR
	F6	DIMENSION "d +0.4" RECTIFIED	23MAY2011	Mah.	Krau.

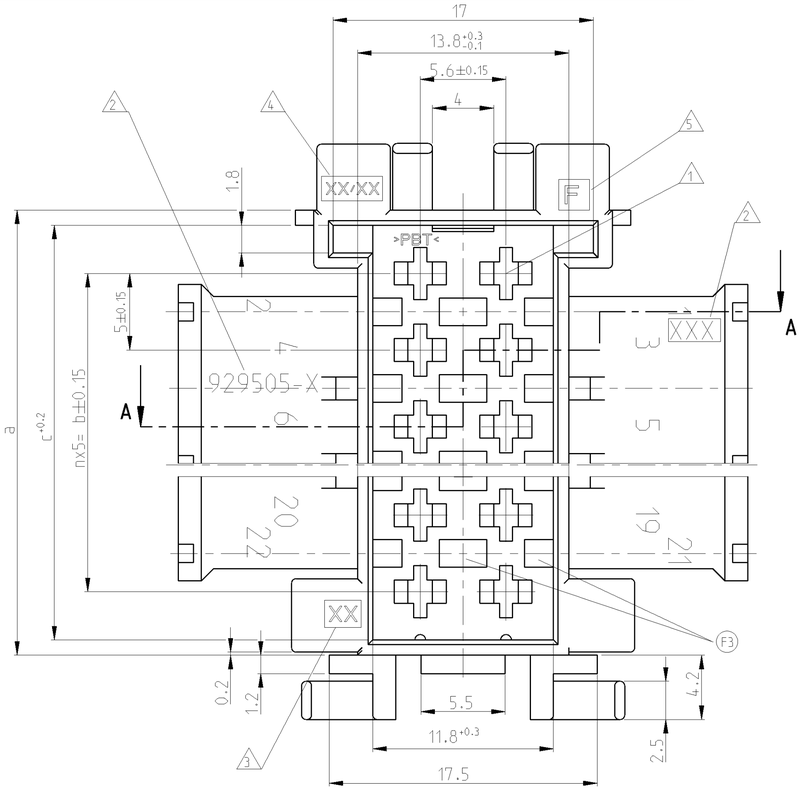

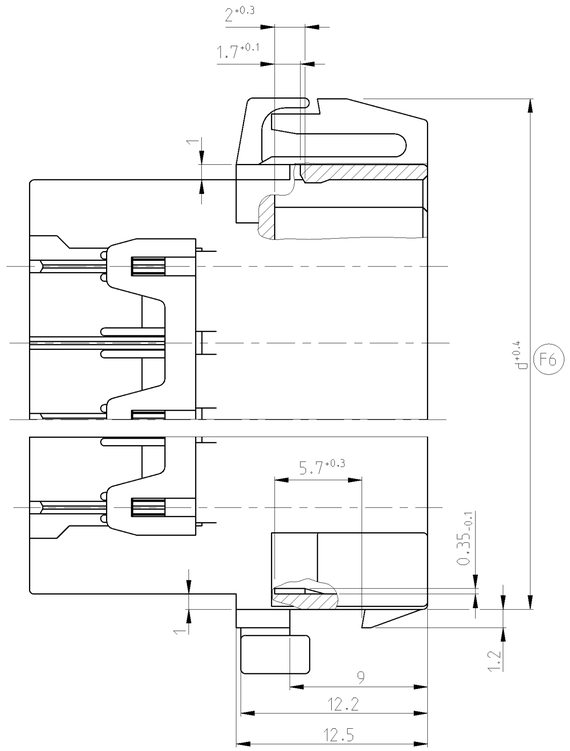

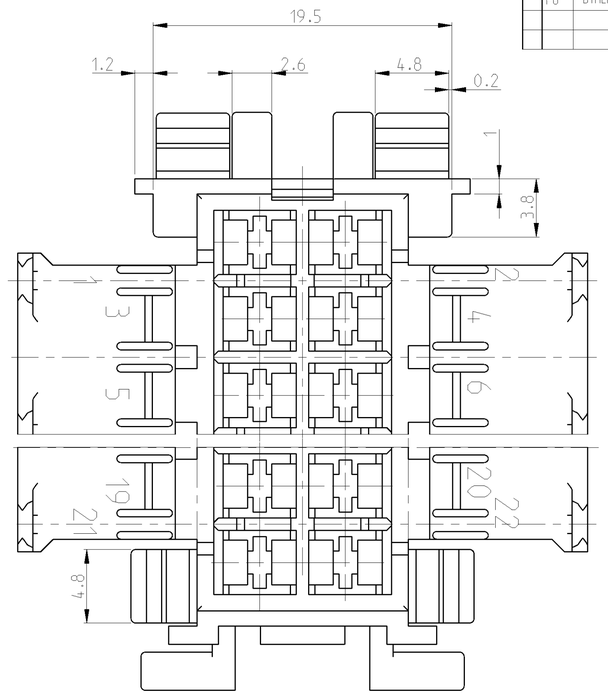

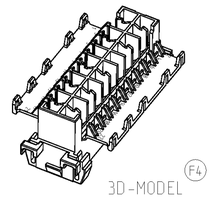

3D-MODEL F4
1:1

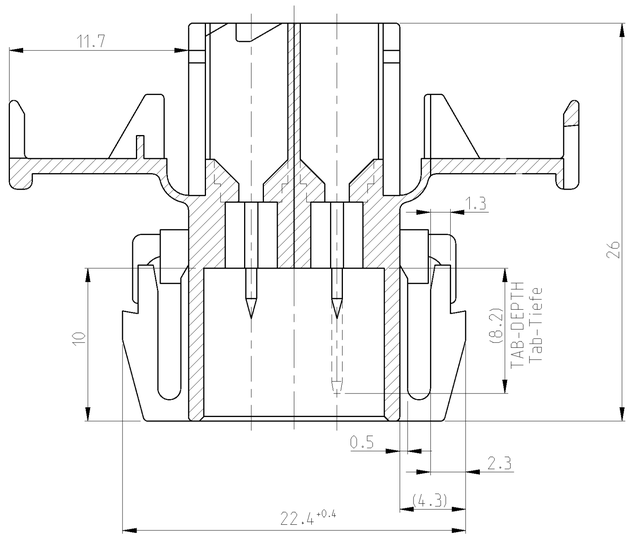

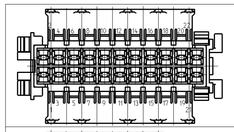	58.7	62.6	56.3	50	58.3	10	BLACK schwarz	929505-7	F	22POS.TAB-HSG. 22pol. Fst.-Geh 11.3g
							NATURAL natur	1-929505-7	F	
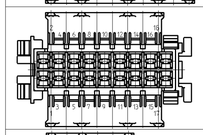	48.7	52.6	46.3	40	48.3	8	BLACK schwarz	929505-6	F	18POS.TAB-HSG. 18pol. Fst.-Geh 9.6g
							NATURAL natur	1-929505-6	F	
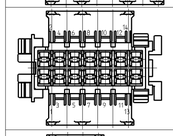	38.7	42.6	36.3	30	38.3	6	BLACK schwarz	929505-5	F	14POS.TAB-HSG. 14pol. Fst.-Geh 7.9g
							NATURAL natur	1-929505-5	F	
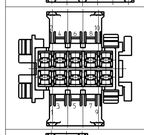	28.7	32.6	26.3	20	28.3	4	BLACK schwarz	929505-4	F	10POS.TAB-HSG. 10pol. Fst.-Geh 6.2g
							NATURAL natur	1-929505-4	F	
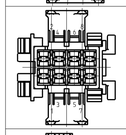	23.7	27.6	21.3	15	23.3	3	BLACK schwarz	929505-3	F	8POS.TAB-HSG. 8pol. Fst.-Geh 5.4g
							NATURAL natur	1-929505-3	F	
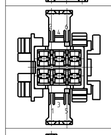	18.7	22.6	16.3	10	18.3	2	BLACK schwarz	929505-2	F	6POS.TAB-HSG. 6pol. Fst.-Geh 4.5g
							NATURAL natur	1-929505-2	F	
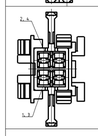	13.7	17.6	11.3	5	13.3	1	BLACK schwarz	929505-1	F	4POS.TAB-HSG. 4pol. Fst.-Geh. 3.6g
							NATURAL natur	1-929505-1	F	
CONTACT CAVITY NUMBERS Kammernummerierung	e	d	c	b	a	n	COLOUR Farbe	TE CONNECTIVITY ORDER-NO TE CONNECTIVITY Bestell-Nr	REV	DESCRIPTION/WEIGHT Benennung/Gewicht

CUT-OFF (2:1)
MATERIAL THICKNESS MAX. 1.6MM

F3

Blechausschnitt (2:1)
Blechdicke max. 1.6mm

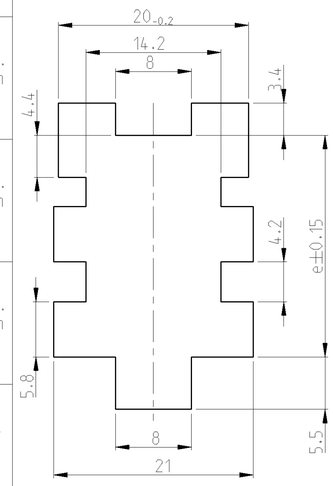

FOR 4 AND 8POS. HOUSING
fuer 4 und 8pol. Gehaeuse

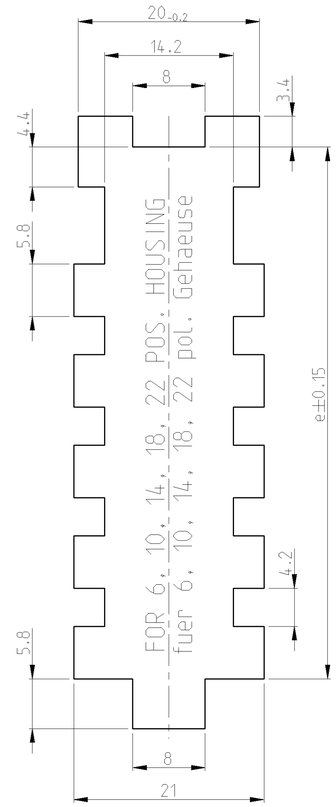

F3
NOTES
Bemerkungen

1. CAVITY SUITABLE FOR 2.8mm FF-TAB
SEE DRAWING:
Kammer passend fuer 2.8mm FF-Flachstecker
siehe Zeichung:

TE CONNECTIVITY: 87-9760-9

MAX. ALLOWED WIRE SIZE 2.5QMM FLR
max. zulaessiger Leitungsquerschnitt 2.5qmm FLR

F4 3. ACTIVE COMPANY-LOGO AND TE-No.
Aktuelles Firmenlogo und TE-Nr.

2. MOULD CAVITY MARKING
Nestmarkierung

4. PRODUCTION DATE (MONTH/YEAR)
Produktionsdatum (Monat/Jahr)

5. REVISION OF THE MOULD
Werkzeugaenderungsstand

6 SUITABLE COUNTERPART:
PN 929504
Passendes Gegenstueck
PN 929504

THIS DRAWING IS A CONTROLLED DOCUMENT.
DIESES ZEICHNUNGSDOKUMENT WIRD DURCH APP VERWALTET KONTROLLIERT.
ABAENDERUNGEN, DIE DEN TECHNISCHEN FORTSCHRITT DIENEN, SIND VORBEHALTEN.
DEN ZUGELICHTEN DISTRIBUTOREN WERDEN DIESE STANDARDS DIE AUF ANFRAGE.

DIMENSIONS: MASSEINHEITEN: mm

TOLERANCES UNLESS OTHERWISE SPECIFIED: ALLGEMEINTOLERANZEN
n. ISO 8015
0 PLC ±0.2mm
1 PLC ±-
2 PLC ±-
3 PLC ±-
4 PLC ±-
ANGLES/WINKEL ±1.5°

MATERIAL: PBT

FINISH/OBERFLAECHE/FARBE: SEE TABLE siehe Tabelle

WEIGHT/GEWICHT: SEE TABLE siehe Tabelle

DWN: A. Richter 26MAY95
CHK: J. Granzow 09JUN95
APVD: -
PRODUCT SPEC PRODUKTSPEZ.: -
APPLICATION SPEC VERARBEITUNGSSPEZ.: -

TE Connectivity

NAME: 4-22POS. 2.8mm FF TAB-HOUSING
4-22pol. 2.8mm FF Flachstecker-Gehaeuse
-

SIZE	CAGE CODE	DRAWING NO ZEICHNUNGS-NR.	RESTRICTED TO NUR FUER
A1	00779	C=929505	-

CUSTOMER DRAWING /KUNDENZEICHNUNG | SCALE MASSSTAB 5:1 | SHEET BLATT 1 OF VON 1 | REV F6

4805 (3/11)