DATE	REV	ECN	APP'D. BY
12/07/21	A0	11901	JME

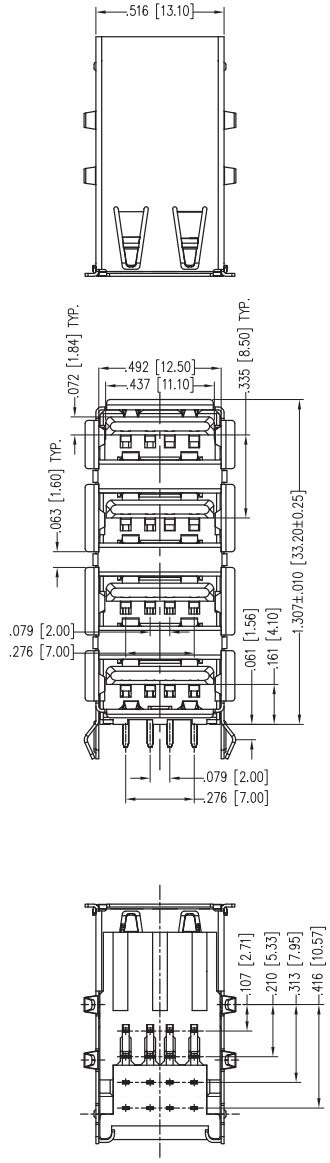

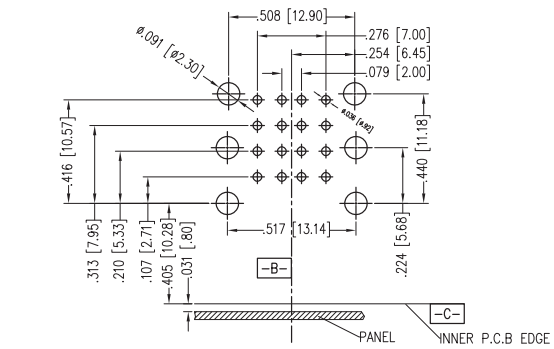

RECOMMENDED P.C.B. LAYOUT (2) (THICKNESS=1.6mm)

(GENERAL TOLERANCE: ±0.05)

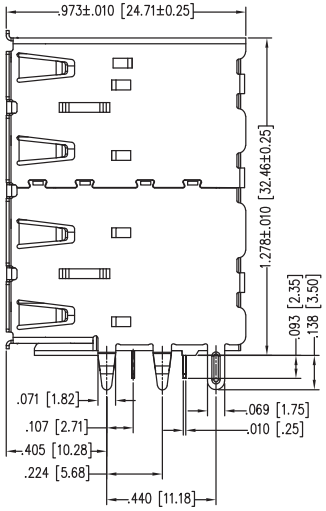

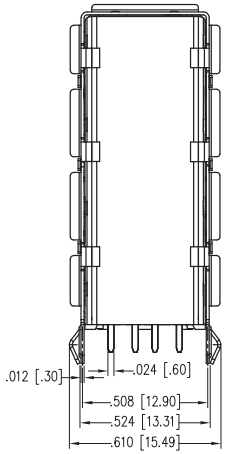

NOTES:

1. MECHANICAL:
   MATING: 35N MAX.
   WITHDRAWAL: 10N MIN.
   DURABILITY: 1500 INSERTION CYCLES

2. ELECTRICAL:
   CURRENT: 1.8A Maximum for pin1 and pin4,
   and 0.25A for all the other pin.
   VOLTAGE: 30 Vac (rms)
   WITHSTANDING VOLTAGE: 100V AC
   CONTACT RESISTANCE:
   30 mΩ (Max) initial for pin1 and pin4.
   50 mΩ (Max) initial for all other contacts.
   Maximum change of +10mΩ after environmental stresses.
   Measure at 20 mV (Max) open circuit at 100 mA.
   DIELECTRIC WITHSTANDING VOLTAGE: 100V AC(RMS)
   INSULATION RESISTANCE: 100MΩ MIN.

3. ENVIRONMENTAL
   TEMPERATURE RANGE -55° C ~ +85° C

4. MATERIAL:
   HOUSING: THERMOPLASTIC UL94V-0, BLACK
   CONTACTS: GOLD PLATING IN MATING AREA,
   TIN ON SOLDER TAIL
   FRONT SHIELD: NICKEL PLATED
   REAR SHIELD: NICKEL PLATED
   SOLDER TAIL: NICKEL PLATED

6 MICRO-INCHES [0.15um]	SS-52100-004
CONTACT PLATING IN MATING AREA	PART NUMBER

THIRD ANGLE PROJECTION

DO NOT SCALE DRAWING

DRAWING IS SUBJECT TO CHANGE WITHOUT NOTICE

DIMENSIONS: INCHES [METRIC]

UNLESS OTHERWISE SPECIFIED TOLERANCES ARE ±.005 [0.13] ANGLES ARE ± 1°

SHEET NO. 1 OF 1

RoHS

stewart CONNECTOR a bel group

11118 Susquehanna Trail South
Glen Rock, PA 17327-9199
(717) 235-7512
http://www.stewartconnector.com

TITLE: 4 PORT USB 2.0 STACK JACK

THIS DRAWING AND THE SUBJECT MATTER SHOWN THEREON ARE CONFIDENTIAL AND THE PROPRIETARY PROPERTY OF STEWART CONNECTOR AND SHALL NOT BE REPRODUCED, COPIED, OR USED IN ANY MANNER WITHOUT PRIOR WRITTEN CONSENT OF STEWART CONNECTOR. ONE OR MORE U.S. PATENTS MAY APPLY TO THIS PRODUCT. FOR DETAILS, PLEASE VISIT: HTTP://BELFUSE.COM/STEWART/STEWART_PATENTS/

DRN BY:	BTS	DATE	12/07/21
APPD BY:	JME	DATE	12/07/21
DWG NO.	CT520015	REV.	A0

AutoCAD

Please read our datasheet & drawing disclaimer here.