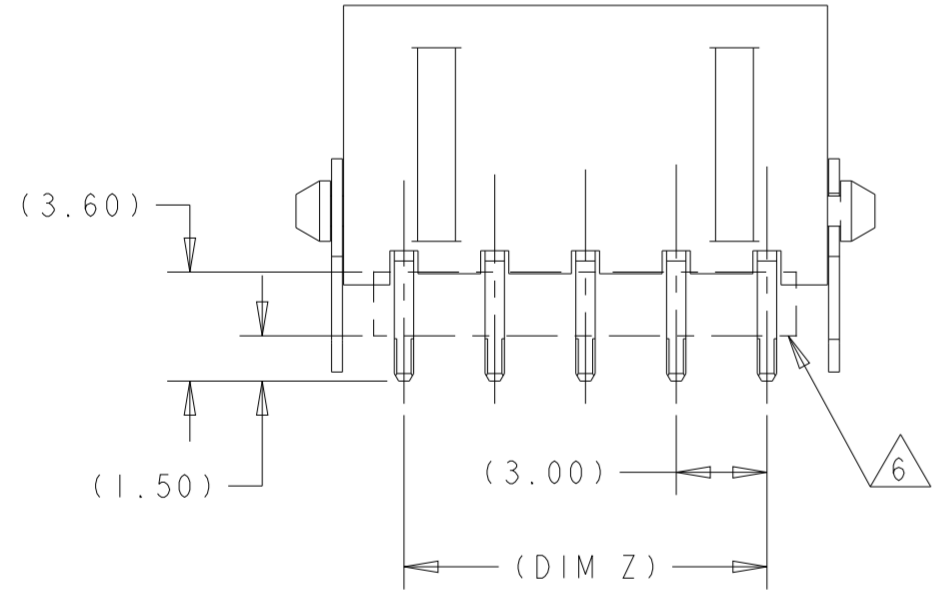
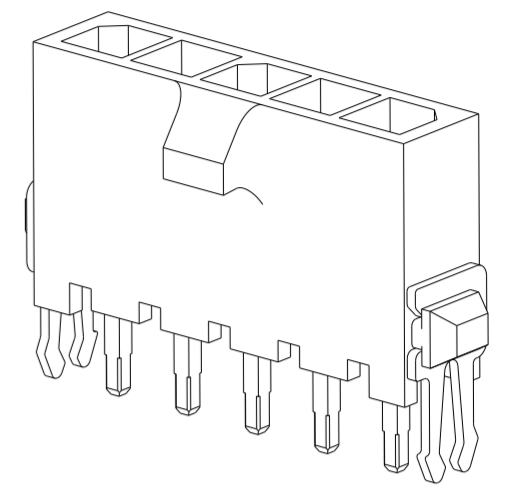
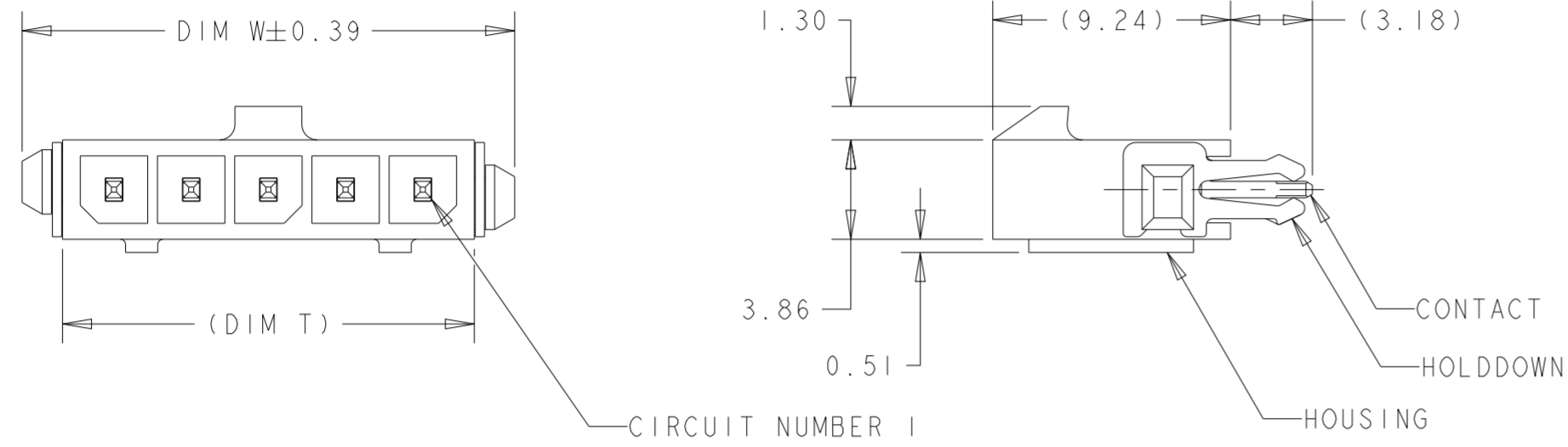


THIS DRAWING IS UNPUBLISHED. RELEASED FOR PUBLICATION 20  
 © COPYRIGHT 20 BY - ALL RIGHTS RESERVED.

REVISIONS					
P	LTR	DESCRIPTION	DATE	DWN	APVD
A7		REVISED PER ECN-23-225679	08AUG2023	WLS	VS
A8		REVISED PER ECN-23-240910	24NOV2023	WLS	VS
B		REVISED PER ECN-25-316179	16APR2025	WLS	JP



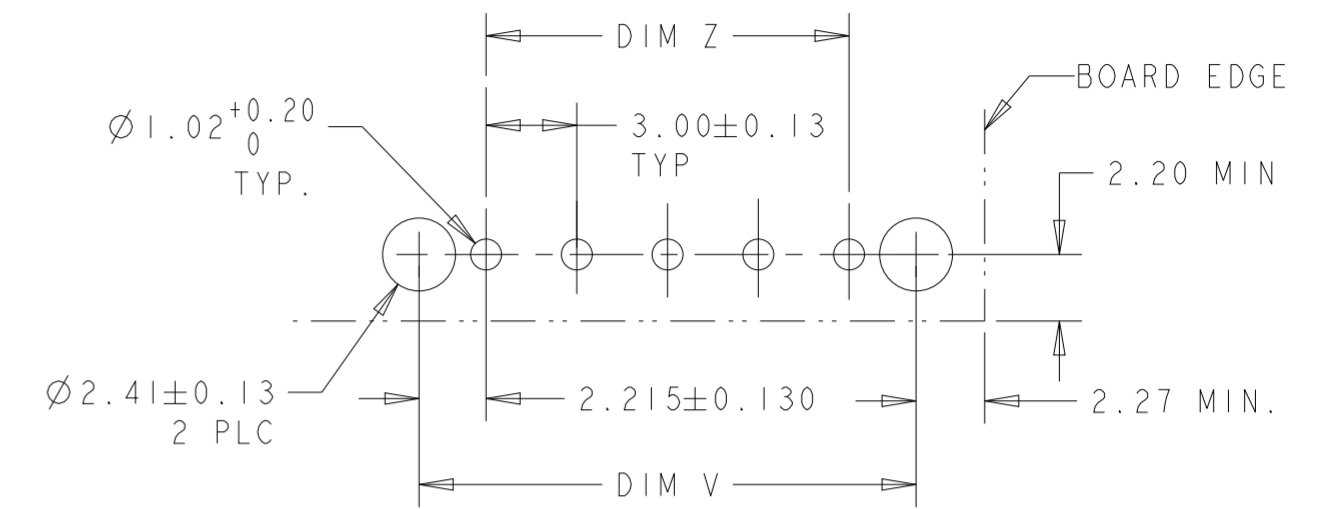
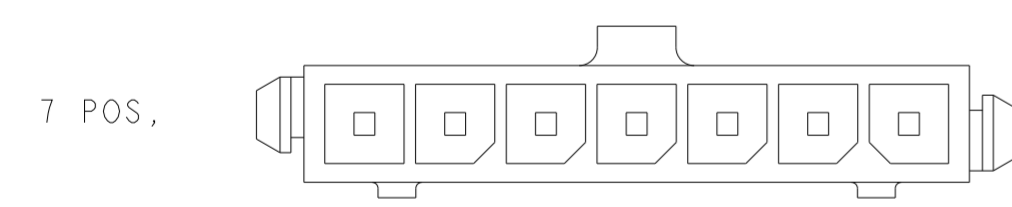
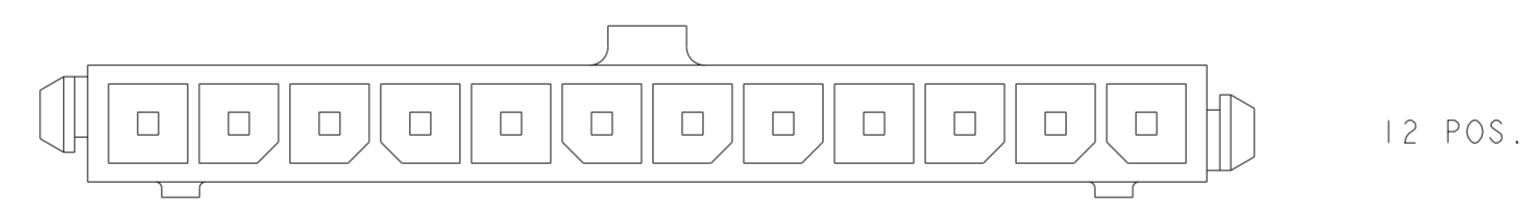
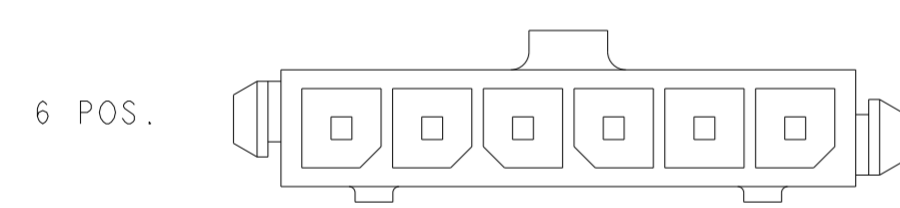
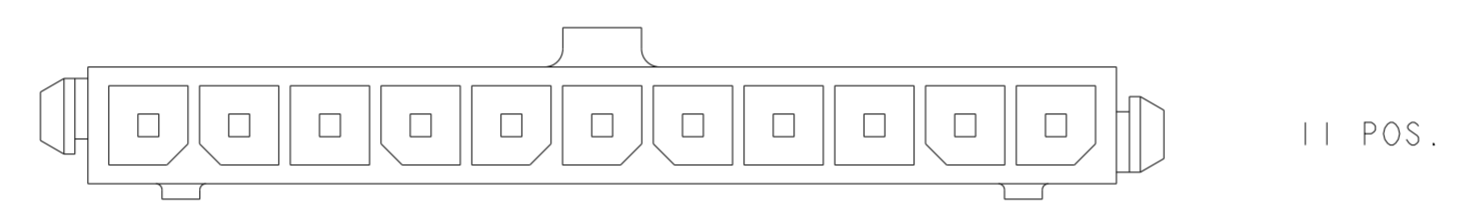
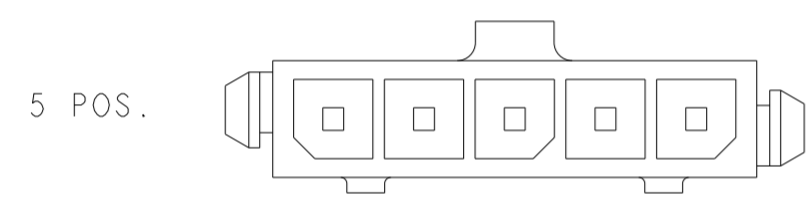
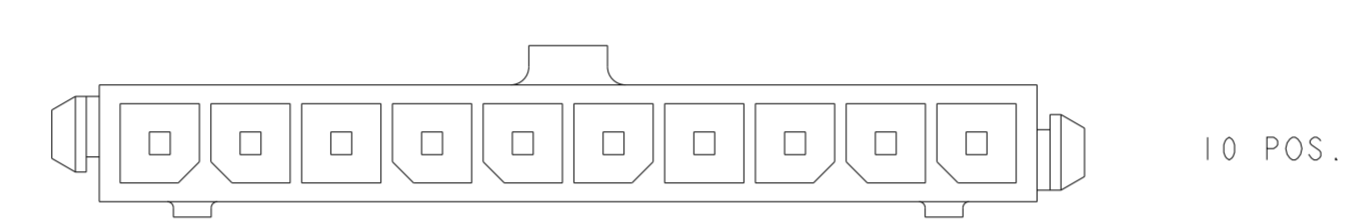
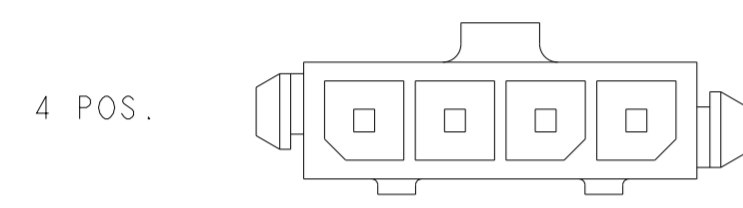
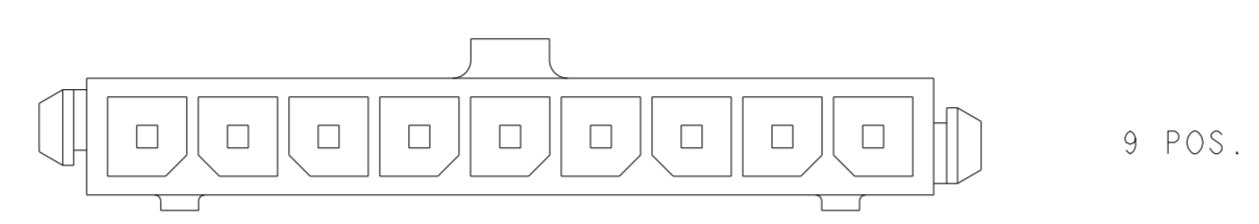
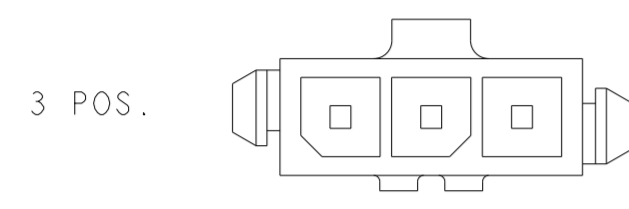
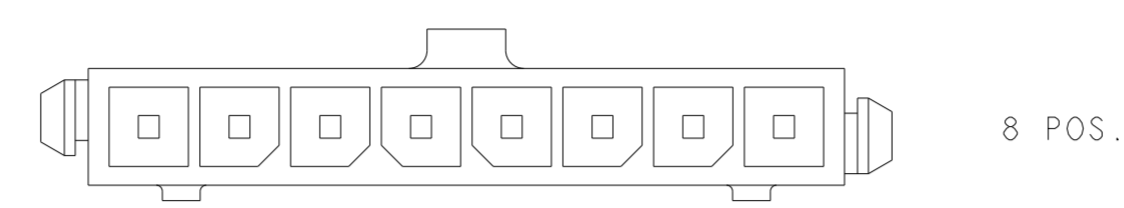
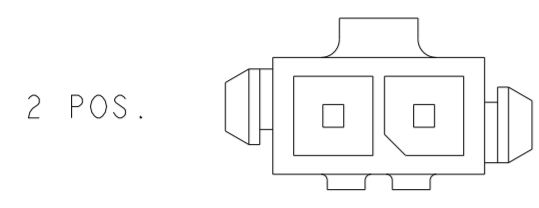
- 1 MATERIAL: HOUSING - UL 94V-0 RATED HIGH TEMP NYLON, COLOR BLACK.  
CONTACTS - BRASS  
HOLDDOWNS - PHOSPHOR BRONZE.
- 2 RECOMMENDED PC BOARD THICKNESS OF 1.57.
- 3 PLATING: CONTACTS - 2.54µm MINIMUM MATTE TIN OVER 1.27µm MINIMUM NICKEL.  
HOLDDOWNS - 2.54µm MINIMUM MATTE TIN OVER 1.27µm MINIMUM NICKEL.
- 4 COUNTERPART RECOMMENDED IS PN 1445022 OR 2008571 (DASH ACCORDING TO NUMBER OF POSITION).
- 5 FOR REELING DIRECTION AND PACKAGING TYPE, SEE SPECIFICATION 114-13000.
- 6 CUTTING EDGE, NO PLATING PRESENT IN THE REGION SHOWN.

OBSOLETE	-33.00	37.43	37.00	40.14	12	3-1445051-2
OBSOLETE	-30.00	34.43	34.00	37.14	11	3-1445051-1
OBSOLETE	-27.00	31.43	31.00	34.14	10	3-1445051-0
	24.00	28.43	28.00	31.14	9	2-1445051-9
OBSOLETE	-21.00	25.43	25.00	28.14	8	2-1445051-8
OBSOLETE	-18.00	22.43	22.00	25.14	7	2-1445051-7
OBSOLETE	-15.00	19.43	19.00	22.14	6	2-1445051-6
	12.00	16.43	16.00	19.14	5	2-1445051-5
OBSOLETE	-9.00	13.43	13.00	16.14	4	2-1445051-4
	6.00	10.43	10.00	13.14	3	2-1445051-3
	3.00	7.43	7.00	10.14	2	2-1445051-2
	DIM Z	DIM V	DIM T	DIM W	NO. OF POSN	PART NUMBER

THIS DRAWING IS A CONTROLLED DOCUMENT.		DWN J. ROOT 08OCT2000	TE Connectivity		
DIMENSIONS: mm		CHK K. WHITAKER 12-MAR-2001			
TOLERANCES UNLESS OTHERWISE SPECIFIED:		APVD K. WHITAKER 12-MAR-2001	NAME VERTICAL THRU HOLE HEADER ASSY, TIN CONTACTS, WITH THRU HOLE HOLDDOWNS, SINGLE ROW, MICRO MATE-N-LOK™		
0 PLC ± 1 PLC ± 2 PLC ±0.20 3 PLC ± 4 PLC ± ANGLES ±1° FINISH		PRODUCT SPEC 108-1836	SIZE A2	CAGE CODE 00779	DRAWING NO C-1445051
MATERIAL 1		APPLICATION SPEC 114-13000	RESTRICTED TO		
		WEIGHT -	SCALE 4:1		SHEET 1 OF 2
		CUSTOMER DRAWING	REV B		

THIS DRAWING IS UNPUBLISHED. RELEASED FOR PUBLICATION 20  
 © COPYRIGHT 20 BY - ALL RIGHTS RESERVED.

REVISIONS				
P	LTR	DESCRIPTION	DATE	APVD
-	-	SEE SHEET 1	-	-



PCB LAYOUT COMPONENT SIDE

KEYING BY POSITION SIZE

THIS DRAWING IS A CONTROLLED DOCUMENT.		DWN J. ROOT	08OCT2000	TE Connectivity	
DIMENSIONS: mm		CHK K. WHITAKER	12-MAR-2001		
TOLERANCES UNLESS OTHERWISE SPECIFIED:		APVD K. WHITAKER	12-MAR-2001	NAME VERTICAL THRU HOLE HEADER ASSY, TIN CONTACTS, WITH THRU HOLE HOLDDOWNS, SINGLE ROW, MICRO MATE-N-LOK	
0 PLC ± 1 PLC ± 2 PLC ±0.20 3 PLC ± 4 PLC ± ANGLES ±1° FINISH		PRODUCT SPEC 108-1836 APPLICATION SPEC 114-13000	WEIGHT -	SIZE A2	CAGE CODE 00779
MATERIAL -		CUSTOMER DRAWING		DRAWING NO C-1445051	RESTRICTED TO -
				SCALE 4:1	SHEET 2 OF 2
				REV B	