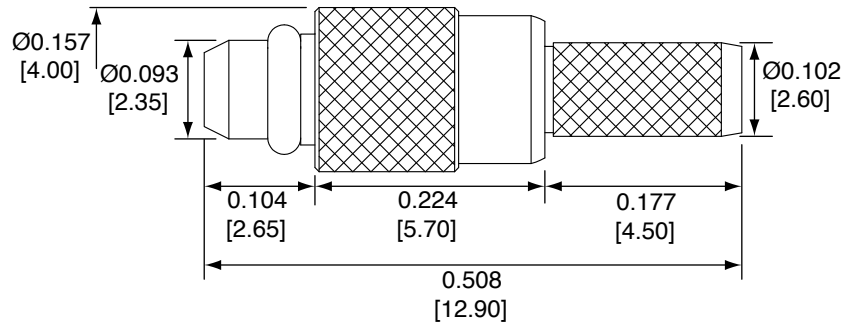
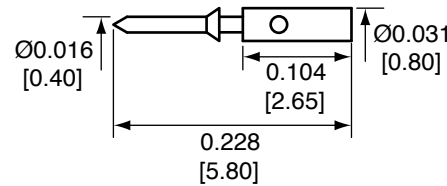


Description	Material	Finish
Body	Brass	Gold
Pin	Brass	Gold
Insulation	PTFE	N/A
Crimp Ring	Brass	Gold
Lock Washer	Be Cu	Gold
Heat Shrink	Polyolefin	Black

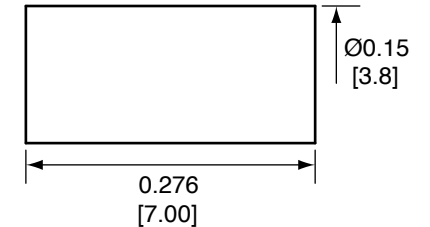
REVISIONS			
REV	DESCRIPTION	DATE	APPV
B	New frame; added heat shrink	1/13/10	CJ
C	Added new title block; Updated instructions	12-JUL-12	BPM
D	Updated body finish from Nickel to Gold; Updated note 3	3-MAY-16	SAH



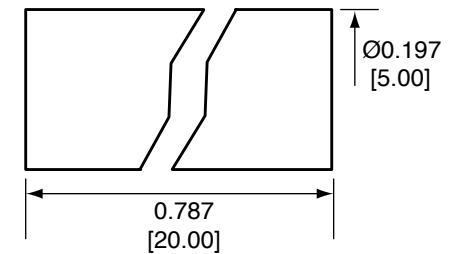
SIDE VIEW



PIN



CRIMP RING



HEAT SHRINK

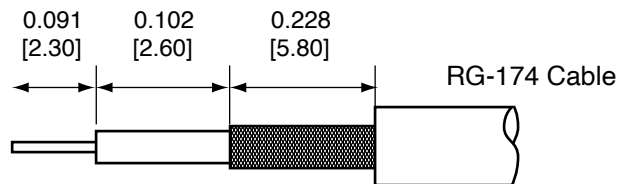
CONMMCX007 ASSEMBLY INSTRUCTIONS

1. Strip the cable to the recommended dimensions.
2. Slip heat shrink and crimp ring over stripped cable.
3. Solder the pin to the center conductor.
4. Insert the pin, center conductor and insulator into the body until the top of the pin is even with the body.
5. Wrap the braid around the tail of the body and crimp the ring with a 0.128" hex crimp tool (or one labeled for use with RG-174 cable).
6. Use heat shrink to cover crimp.

NOTES: (UNLESS OTHERWISE SPECIFIED)

1. ALL DIMENSIONS ARE IN INCHES [mm].
2. DIMENSIONS APPLY AFTER FINISHING.
3. MANUFACTURE TO BE COMPLIANT WITH EU RoHS DIRECTIVE, USE MATERIALS THAT DO NOT CONTAIN REACH SUBSTANCES OF VERY HIGH CONCERN >1000ppm, AND USE DRC CONFLICT-FREE SOURCED MATERIALS.
4. SAFETY BREAK ALL SHARP CORNERS AND EDGES .02 MAXIMUM,

RECOMMENDED CABLE STRIPPING DIMENSIONS



©2023 TE Connectivity. All Rights Reserved.

WARNING: THIS DRAWING CONTAINS PROPRIETARY INFORMATION THAT IS THE SOLE PROPERTY OF LINX TECHNOLOGIES, AND SHALL BE TREATED AS SUCH. NO DISCLOSURE OR REPRODUCTION OF THIS DOCUMENT IS PERMITTED, IN WHOLE OR IN PART, WITHOUT THE EXPRESS WRITTEN PERMISSION OF LINX TECHNOLOGIES OR ITS DESIGNATED AGENTS.

MATERIAL:	TOLERANCES: .020 [0.50]-.200 [5.00]= ±.008 [0.20] .200 [5.00]-1.200 [30.00]= ±.016 [0.40] 1.20 [30.0]-4.75 [120.0]= ±.024 [0.60] 4.75 [120.0]-12.40 [315.0]= ±.040 [1.0]	PROJECTION:
FINISH:	DRAWN: CJ	DT: 1/13/10
	ENGR: S.HOGAN	DT: 3-MAY-16

TITLE: MMCX MALE CABLE END CRIMP FOR RG174 CABLE		
SIZE A	DWG. NO. CONMMCX007	REV D
SCALE: 2:1	DO NOT SCALE DRAWING	SHEET 1 OF 1