© – TE Connectivity. All Rights Reserved.

REVISIONS

P	LTR	DESCRIPTION		DATE	DWN	APVD
	E5	REVISED	ECR-25-257250	19SEP2025	AY	KY

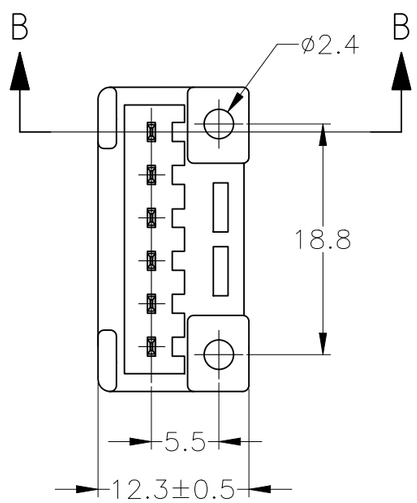

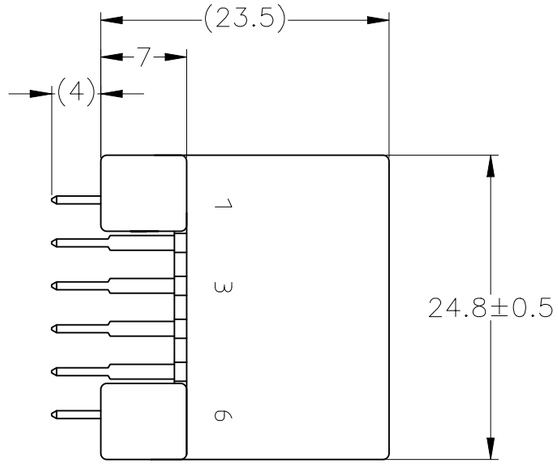

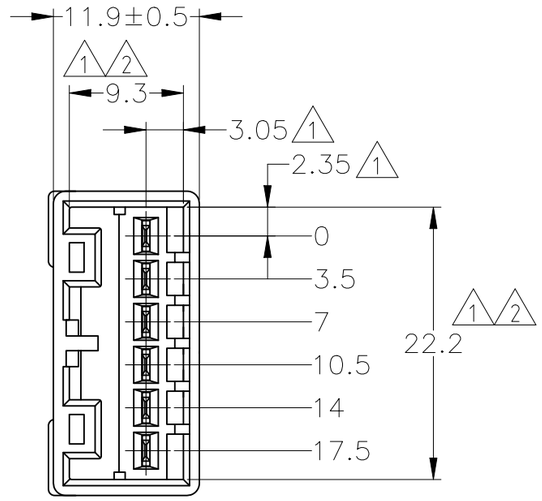

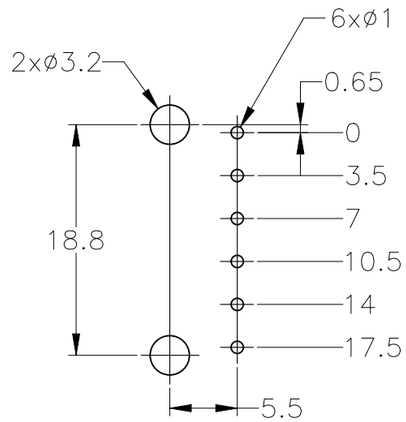

PC BOARD DIMENSION
プリント基板取付穴寸法
(THK)
板厚：1.6±0.15
(TOL)
公差：±0.1

1. TO BE MEASURED BETWEEN [A] AND 2
2. TO BE MATED WITH PLUG HOUSING SMOOTHLY
3. TO BE USE M3 TAPPING SCREW JIS B1115 OR 1122 (TYPE 2 OR 4) BEFORE SOLDER (TIGHTENING TORQUE; 0.8N-m MAX.)
4. APPLIED PLUG HOUSING PART NUMBER; 174923
5. SELECTIVE GOLD

1. [A] 面から2mmの範囲で測定
2. 相手ハウジングと所定の機能を満たして嵌合できること
3. プリント基板への取付けは JIS B1115 又は1122, M3×6ナベ（2種又は4種）のタッピングネジで締め付けた後ハンダ付けする（締付トルク；0.8N-m 以下）
4. 嵌合相手ハウジング型番；174923
5. 部分金めっき

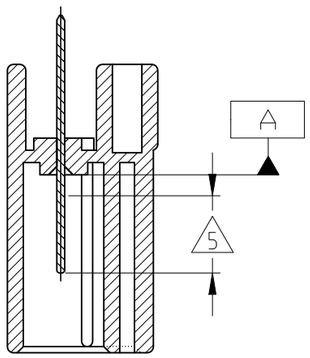

B-B

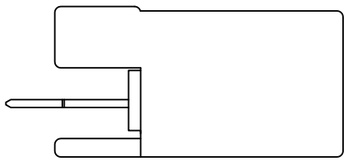

	SELECTIVE-TIN (MATTE)	SELECTIVE GOLD × 6	NATURAL 自然色	2-5174954-1
SUPERSEDED BY 1-174954-1	SELECTIVE-TIN	PRE-TIN × 6	NATURAL 自然色	3-174954-1
SUPERSEDED BY 2-5174954-1	TIN-LEAD	SELECTIVE GOLD × 6	NATURAL 自然色	2-174954-1
	PRE-TIN × 6		BLACK 黒色	1-174954-2
	PRE-TIN × 6		NATURAL 自然色	1-174954-1
	SOLDERING SIDE 半田付け部	CONTACT SIDE 接触部側	COLOR 色	PART NUMBER 製品型番
	CONTACT FINISH コンタクト仕上			

THIS DRAWING IS A CONTROLLED DOCUMENT.

TOLERANCE UNLESS OTHERWISE SPECIFIED: 一般公差

0 < x ≤ 10	:	±0.2
10 < x ≤ 30	:	±0.25
30 < x ≤ 100	:	±0.3
ANGLE ; 角度		±3°

DIMENSIONS: mm

TOLERANCES UNLESS OTHERWISE SPECIFIED:

0 PLC	± –
1 PLC	± –
2 PLC	± –
3 PLC	± –
4 PLC	± –
ANGLES	± –

MATERIAL: HOUSING: PBT; TAB: BRASS

FINISH: –

DWN A. YAMAGUCHI 17APR01
CHK M. TSUKAKOSHI 17APR01
APVD M. TSUKAKOSHI 17APR01
PRODUCT SPEC 108-5216
APPLICATION SPEC 114-5082
WEIGHT 0

TE Connectivity

NAME: 070 SERIES MULTI LOCK 6POSITION CAP HOUSING (W-B V-TYPE) ASSEMBLY

SIZE	CAGE CODE	DRAWING NO	RESTRICTED TO
A3	00779	C-174954	—

CUSTOMER DRAWING

SCALE 2:1 | SHEET 1 OF 1 | REV E5