

PRODUCT NUMBER  
10056845-YXXYLF

CODE:  
(AS AVAILABLE)

- 1 - SOLDER TAIL : 2.00mm
- 2 - SOLDER TAIL : 3.05mm
- S - SPECIFIC CUSTOMER PLATING OPTION WITH SOLDER TAIL : 2.00mm

LEAD FREE, RoHS COMPATIBLE, SEE NOTE 9

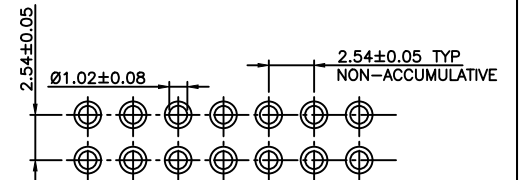
PACKAGING, SEE NOTE 6  
(MAY BE SUBJECT TO TOOLING FEES)

PIN STYLE, SEE TABLE  
(AS AVAILABLE)

STYLE	SIZE
06	2x03
08	2x04
10	2x05
14	2x07
16	2x08
20	2x10
26	2x13
30	2x15
34	2x17
40	2x20

**EXTENDED RANGE**

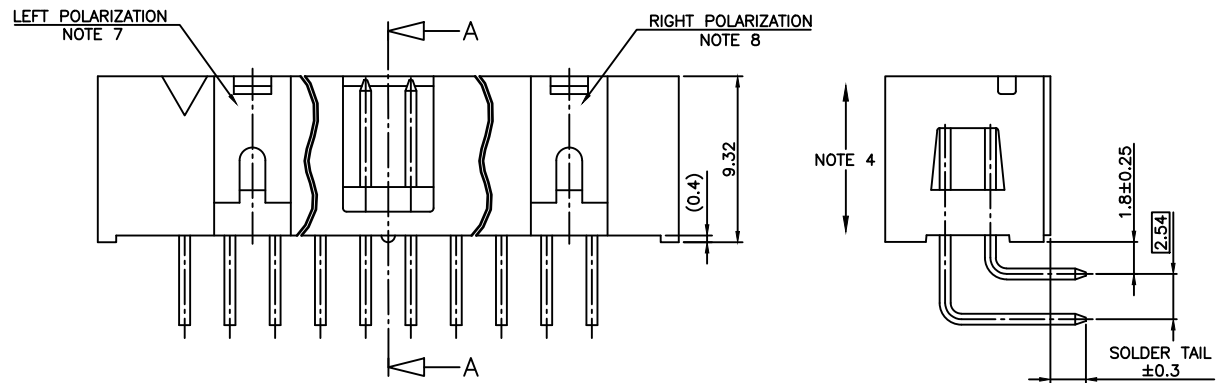
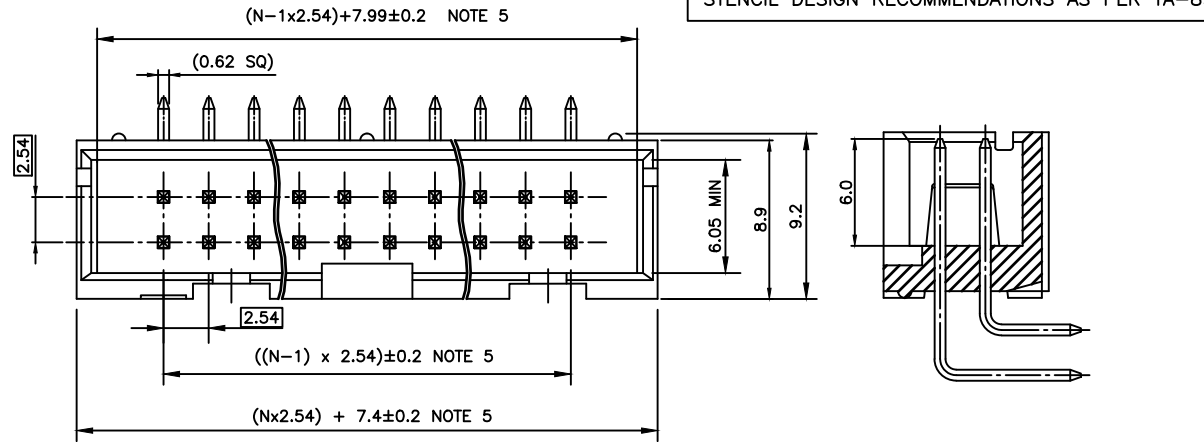
- TOOLING FEASIBILITY CONFIRMED
- SAMPLES ON DEMAND
- AVAILABILITY ON DEMAND



RECOMMENDED 1.6MM THICK PCB LAYOUT,  
STENCIL DESIGN RECOMMENDATIONS AS PER TA-894

**NOTES:**

- 1 - HOUSING MATERIAL: HIGH TEMPERATURE THERMOPLASTIC, UL94 V-0 COLOR BLACK
- 2 - CONTACT MATERIAL: COPPER ALLOY
- 3 - PLATING SPECIFICATIONS:  
0.76µm GOLD/GXT (PdNi WITH GOLD FLASH) ON CONTACT AREA  
2µm MIN MATTE TIN ON TAIL  
1.27µm NICKEL MIN UNDERPLATING
- 4 - MINIMUM PUSH OUT FORCE OF PIN IN EITHER DIRECTION: 20N BEFORE SOLDERING
- 5 - TO DETERMINE DIMENSIONS:  
N = NUMBER OF POSITIONS PER ROW  
EXAMPLE : 8 POS N x 2.54 = 20.32mm
- 6 - PACKAGING:  
OMIT = STANDARD TUBE PACKAGING  
K = TAPE AND REEL PACKAGING WITHOUT CAP ON REQUEST  
ERK = TAPE AND REEL PACKAGING WITHOUT CAP, FOR CUSTOMER DEDICATED PART AND SPECIFIC LABEL ON REEL
- 7 - NO LEFT POLARIZATION ON STYLE 06, 08, 10, 14
- 8 - NO RIGHT POLARIZATION ON STYLE 06, 08
- 9 - RoHS COMPLIANT & COMPATIBLE PRODUCT SPECIFICATIONS
  - a - PLATING:
    - "LF" MEANS THE PRODUCT IS LEAD-FREE AND RoHS COMPLIANT  
2µm MINIMUM MATTE TIN ON TAILS OVER 1.27µm MINIMUM NICKEL UNDERPLATE.
  - b - THIS PRODUCT MEETS EUROPEAN UNION DIRECTIVES AND OTHER COUNTRY REGULATIONS AS PER GS-47-0004.
  - c - MANUFACTURING PROCESS COMPATIBILITY
    - THE HOUSING WILL WITHSTAND EXPOSURE TO 260° PEAK TEMPERATURE FOR 10-30 SECONDS IN A CONVECTION INFRA-RED OR VAPOR PHASE REFLOW OVEN.
- 10 - THIS PART SERIES IS NOT INITIALLY INTENDED FOR AUTOMOTIVE APPLICATIONS. ADDITIONAL FEES ARE CHARGEABLE FOR ANY ADDITIONAL QUALIFICATION AND TEST REPORTS PERFORMED OUTSIDE THE SCOPE OF THE STANDARD PRODUCT SPECIFICATIONS.
- 11 - UNLESS OTHERWISE APPROVED BY AMPHENOL, ALL PARTS AND COMPONENTS ARE DESIGNED & BUILT ACCORDING TO AMPHENOL'S SPECIFICATIONS WHICH ARE SUBJECT TO CHANGE WITHOUT NOTICE.



mat'l. code		surface		tolerance		projection		product family	
NOTES 1, 2		ISO 1302		ISO 406 ISO 1101		mm		QUICKIE HEADER	
ltr	ecn no	dr	date	tolerances unless otherwise specified		mm		title	
H	B-19070	LMU	14.10.15	angles	linear	mm		QUICKIE HEADER	
J	F-47936	DDE	23.04.06			scale 1:1		LOW PROFILE PIN IN PASTE	
K	F-52789	DDE	24.09.04					dwg no	
L	F-54575	DDE	25.02.10	dr	L.MULIN	06.07.03			sheet 1 of 1
				engr	J.COMPAGNON	06.07.03			size
F	B-18016	JCO	14.06.19	chr					10056845
G	B-18066	LMU	14.06.24	appd	J.COMPAGNON	06.09.19			A3
sheet		revision						type	
index		sheet						CUSTOMER Drawing	