

254538-E ✓ ACTIVE

ERNI | ERNI SMC

TE Internal #: 254538-E

PCB Mount Header, Vertical, Board-to-Board, 32 Position, 1.27 mm
[.05 in] Centerline, Fully Shrouded, Gold (Au), Surface Mount, ERNI
SMC

[View on TE.com >](#)



Connectors > PCB Connectors > PCB Headers & Receptacles



EU RoHS Compliance: **Compliant**

EU ELV Compliance: **Compliant**

PCB Connector Assembly Type: **PCB Mount Header**

PCB Mount Orientation: **Vertical**

Connector System: **Board-to-Board**

Features

Other

EU RoHS Compliance	Compliant
EU ELV Compliance	Compliant

Product Type Features

Connector Shape	Rectangular
PCB Connector Assembly Type	PCB Mount Header
Connector System	Board-to-Board
Header Type	Fully Shrouded
Connector & Contact Terminates To	Printed Circuit Board

Configuration Features

Number of Columns	16
Number of Loaded Positions	32
Stacking Configuration	Stack Through
Connector Contact Load Condition	Fully Loaded
Board-to-Board Configuration	Parallel



Stackable	Yes
PCB Mount Orientation	Vertical
Number of Positions	32
Number of Rows	2

Electrical Characteristics

Dielectric Withstanding Voltage (Max)	500 Vrms
---------------------------------------	----------

Body Features

Connector Profile	Standard
Primary Product Color	Black

Contact Features

PCB Contact Termination Area Plating Material Thickness	4 – 6 μm [157.48 – 236.22 μin]
Contact Shape & Form	Rectangular
Contact Layout	Matrix
Contact Mating Area Length	4 mm[.157 in]
Contact Base Material	Copper Alloy
PCB Contact Termination Area Plating Material	Tin
Contact Mating Area Plating Material	Gold (Au)
Contact Type	Pin
Contact Current Rating (Max)	1.7 A

Termination Features

Termination Method to PCB	Surface Mount
---------------------------	---------------

Mechanical Attachment

Mounting Alignment Feature Length	.75 mm[.029 in]
Mating Alignment Type	Polarization
PCB Mount Retention Type	Location Peg
PCB Mount Alignment Type	Locating Posts
PCB Mount Retention	With
PCB Mount Alignment	With
Connector Mounting Type	Board Mount
Mating Alignment	With

Housing Features

Mating Entry Location	Top
-----------------------	-----



Housing Material	LCP
------------------	-----

Centerline (Pitch)	1.27 mm [.05 in]
--------------------	------------------

Dimensions

Row-to-Row Spacing	1.27 mm [.05 in]
--------------------	------------------

Stack Height	3.25 mm [.128 in]
--------------	-------------------

Connector Width	7.2 mm [.283 in]
-----------------	------------------

Connector Height	8.25 mm [.325 in]
------------------	-------------------

Profile Height from PCB	8.25 mm [.325 in]
-------------------------	-------------------

Connector Length	25.4 mm [1 in]
------------------	----------------

Usage Conditions

Operating Temperature (Max)	125 °C [257 °F]
-----------------------------	-----------------

Operating Temperature Range	-55 – 125 °C [-67 – 257 °F]
-----------------------------	-----------------------------

Operation/Application

Shielded	No
----------	----

Circuit Application	Power & Signal
---------------------	----------------

Industry Standards

Compatible With Agency/Standards Products	DIN, UL
---	---------

Industry Standard	IEC
-------------------	-----

Compatible With Approved Standards Products	UL
---	----

UL Flammability Rating	UL 94V-0
------------------------	----------

Packaging Features

Packaging Reel Diameter	330 mm [12.99 in]
-------------------------	-------------------

Packaging Quantity	280
--------------------	-----

Packaging Method	Tape & Reel
------------------	-------------

Product Compliance

[For compliance documentation, visit the product page on TE.com>](#)

EU RoHS Directive 2011/65/EU	Compliant
------------------------------	-----------

EU ELV Directive 2000/53/EC	Compliant
-----------------------------	-----------

China RoHS 2 Directive MIIT Order No 32, 2016	No Restricted Materials Above Threshold
---	---

EU REACH Regulation (EC) No. 1907/2006	Current ECHA Candidate List: JUNE 2024 (241)
--	--



Candidate List Declared Against: JAN 2024 (240)

Does not contain REACH SVHC

Halogen Content

Not Yet Reviewed for halogen content


Solder Process Capability

Not reviewed for solder process capability

Product Compliance Disclaimer

This information is provided based on reasonable inquiry of our suppliers and represents our current actual knowledge based on the information they provided. This information is subject to change. The part numbers that TE has identified as EU RoHS compliant have a maximum concentration of 0.1% by weight in homogenous materials for lead, hexavalent chromium, mercury, PBB, PBDE, DBP, BBP, DEHP, DIBP, and 0.01% for cadmium, or qualify for an exemption to these limits as defined in the Annexes of Directive 2011/65/EU (RoHS2). Finished electrical and electronic equipment products will be CE marked as required by Directive 2011/65/EU. Components may not be CE marked. Additionally, the part numbers that TE has identified as EU ELV compliant have a maximum concentration of 0.1% by weight in homogenous materials for lead, hexavalent chromium, and mercury, and 0.01% for cadmium, or qualify for an exemption to these limits as defined in the Annexes of Directive 2000/53/EC (ELV). Regarding the REACH Regulation, the information TE provides on SVHC in articles for this part number is based on the latest European Chemicals Agency (ECHA) 'Guidance on requirements for substances in articles' posted at this URL: <https://echa.europa.eu/guidance-documents/guidance-on-reach>

Compatible Parts




TE Part # 168327-E
IDCCS SMC 1,27 32 * AU AUI 100 PVC



TE Part # 168329-E
IDCCS SMC 1,27 32 * AU AUI 200 PVC



TE Part # 354057-E
SMCB 32 F AB VV 7-13 CL * H007 137 E002




TE Part # 354064-E
SMCB 32 F AB VV 7-03 CL * H007 137 E002



TE Part # 354072-E
SMCB 32 F AB VV 7-23 CL * H007 137 E002




TE Part # 354080-E
SMCQ 32 F AB VV 7-03 CL * 0007 137 E002



TE Part # 294815-E
SMCB 32 F AB VV 6-01 VH * 0008 137 E002


Also in the Series | [ERNI SMC](#)



Board-In Connectors(6)




Connector Adapters & Connector Savers(45)



PCB Headers & Receptacles(81)



Pluggable I/O Cable Assemblies(27)



Wire-to-Board Connector Assemblies & Housings(5)

Customers Also Bought



TE Part #234041-E
M12 FEMALE, D CODE, 4P, 17MM SMT




TE Part #154806-E
SMCB 26 F AB VV 7-13 CL * H007 137 E002



TE Part #154809-E
SMCB 80 F AB VV 7-13 CL * H007 137 E002



TE Part #225242-E
M12 MALE, A CODE, RA, 5P THR FRONT MOUNT




TE Part #234199-E
SMCB 50 F AB VV 7-23 CL * H007 137 E002




TE Part #234208-E
SMCQ 50 M AB VV 8-23 CL * H007 137 E005



TE Part #284656-E
SRCP 2,54 3 M 1 SMD 137 E1 094 * GU-H *



TE Part #354065-E
SMCB 40 F AB VV 7-03 CL * H007 137 E002



TE Part #354072-E
SMCB 32 F AB VV 7-23 CL * H007 137 E002



TE Part #464686-E
DRCQ 2,54 20 M * SMD * 137 E012 094 GU-H

Documents



Product Drawings

[SMCQ 32 M AB VV 8-03 CL * H007 137 E005](#)

English

[SMCQ 32 M AB VV 8-03 CL * H007 137 E005](#)

German

CAD Files

Customer View Model

[ENG_CVM_CVM_254538-E_1.3d_igs.zip](#)

English

Customer View Model

[ENG_CVM_CVM_254538-E_1.3d_stp.zip](#)

English

Customer View Model

[ENG_CVM_CVM_254538-E_1.2d_dxf.zip](#)

English

3D PDF

3D

By downloading the CAD file I accept and agree to the [Terms and Conditions](#) of use.

Datasheets & Catalog Pages

[Datasheet - ERNI SMC 1.27mm Connectors](#)

German

[Datasheet - ERNI SMC 1.27mm Connectors](#)

[Datasheet - ERNI SMC 1.27mm Connectors](#)

English

Product Specifications

[SMC_Receptacle_with_Ribbon_Cable_IDC_and_Header](#)

English