

DTP06-4S-C015 ✓ ACTIVE

DEUTSCH | DEUTSCH DT, DEUTSCH DTP


TE Internal #: DTP06-4S-C015

Housing for Female Terminals, Wire-to-Wire, 4 Position, 6.7 mm [.264 in] Centerline, Sealable, Gray, Wire & Cable, Power, Hybrid

[View on TE.com >](#)



Connectors > Automotive Connectors > Automotive Housings > DEUTSCH DTP Housings



Connector System: **Wire-to-Wire**

Number of Positions: **4**

Connector & Housing Type: **Housing for Female Terminals**

Centerline (Pitch): **6.7 mm [.264 in]**

Sealable: **Yes**

[All DEUTSCH DTP Housings \(34\)](#)

Features

Product Type Features

Connector System	Wire-to-Wire
Connector & Housing Type	Housing for Female Terminals
Sealable	Yes
Connector & Contact Terminates To	Wire & Cable
Primary Locking Feature	Integrated in Housing
Mixed & Hybrid Connector	No
Connector Shape	Rectangular

Configuration Features

Number of Positions	4
Number of Rows	2
Blank Cavity Position	0
Connector Seal Code	E Seal

Housing Features



Centerline (Pitch)	6.7 mm[.264 in]
--------------------	-----------------

Housing Material	PA GF
------------------	-------

Contact Features

Mating Pin Diameter	2.39 mm[.094 in]
---------------------	------------------

Contact Current Rating (Max)	25 A
------------------------------	------

Contact Size	Size 12
--------------	---------

Contact Type	Socket
--------------	--------

Body Features

Primary Product Color	Gray
-----------------------	------

Cable Exit Angle	180°
------------------	------

Operation/Application

Circuit Application	Power
---------------------	-------

Mechanical Attachment

Connector Mounting Type	Cable Mount (Free-Hanging)
-------------------------	----------------------------

Strain Relief	Without
---------------	---------

Terminal Position Assurance	No
-----------------------------	----

Mating Alignment Type	Polarized
-----------------------	-----------

Mating Alignment	With
------------------	------

Usage Conditions

Operating Temperature (Max)	125 °C[257 °F]
-----------------------------	----------------

Operating Temperature Range	-55 – 125 °C[-67 – 257 °F]
-----------------------------	----------------------------

Electrical Characteristics

Nominal Voltage Architecture	200 V
------------------------------	-------

Operating Voltage	200 VDC
-------------------	---------

Other

Connector Position Assurance Capable	No
--------------------------------------	----

EU RoHS Compliance	Compliant
--------------------	-----------

EU ELV Compliance	Compliant
-------------------	-----------

Serviceable	Yes
-------------	-----

Dimensions

Row-to-Row Spacing	10.2 mm[.4 in]
--------------------	----------------

Compatible Insulation Diameter Range	2.5 – 4 mm[.097 – .158 in]
--------------------------------------	----------------------------



Product Width	22 mm[.866 in]
Product Length	24.4 mm[.96 in]
Connector Height	34.6 mm[1.36 in]

Industry Standards

IP Rating	IP6K9K, IP68
Compatible With Agency/Standards Products	SAE J2030
UL Flammability Rating	UL 94V-0

Packaging Features

Packaging Quantity	1
Packaging Method	Package

Product Compliance

[For compliance documentation, visit the product page on TE.com>](#)

EU RoHS Directive 2011/65/EU	Compliant
EU ELV Directive 2000/53/EC	Compliant
China RoHS 2 Directive MIIT Order No 32, 2016	No Restricted Materials Above Threshold
EU REACH Regulation (EC) No. 1907/2006	Current ECHA Candidate List: JUNE 2024 (241) Candidate List Declared Against: JUNE 2024 (241) Does not contain REACH SVHC
Halogen Content	Not Low Halogen - contains Br or Cl > 900 ppm.
Solder Process Capability	Not reviewed for solder process capability

Product Compliance Disclaimer

This information is provided based on reasonable inquiry of our suppliers and represents our current actual knowledge based on the information they provided. This information is subject to change. The part numbers that TE has identified as EU RoHS compliant have a maximum concentration of 0.1% by weight in homogenous materials for lead, hexavalent chromium, mercury, PBB, PBDE, DBP, BBP, DEHP, DIBP, and 0.01% for cadmium, or qualify for an exemption to these limits as defined in the Annexes of Directive 2011/65/EU (RoHS2). Finished electrical and electronic equipment products will be CE marked as required by Directive 2011/65/EU. Components may not be CE marked. Additionally, the part numbers that TE has identified as EU ELV compliant have a maximum concentration of 0.1% by weight in homogenous materials for lead, hexavalent chromium, and mercury, and 0.01% for cadmium, or qualify for an exemption to these limits as defined in the Annexes of Directive 2000/53/EC (ELV). Regarding the REACH Regulation, the information TE provides on SVHC in articles for this part number is based on the latest European Chemicals Agency (ECHA) 'Guidance on requirements for substances in articles' posted at this URL: <https://echa.europa.eu/guidance-documents/guidance-on-reach>


Compatible Parts



Also in the Series | **DEUTSCH DT**



Automotive Connector Caps & Covers (19)



Automotive Connector Locks & Position Assurance (90)



Automotive Housings (737)



Connector Backshells (67)




Connector Caps & Covers (1)




Connector Seals & Cavity Plugs (18)




Connector Strain Relief (31)




Insertion & Extraction Tools (3)



Other Automotive Connector Accessories (28)




PCB Headers & Receptacles (107)




Rectangular Connector Housings (1)

Also in the Series | **DEUTSCH DTP**



Automotive Connector Locks & Position Assurance (4)



Automotive Housings (34)




Connector Backshells (5)




Connector Seals & Cavity Plugs (2)



Insertion & Extraction Tools (3)



Other Automotive Connector Accessories (4)



PCB Headers & Receptacles (5)

Customers Also Bought



TE Part #DTP04-2P-C015
DEUTSCH DTP Housings



TE Part #WP-4P
DEUTSCH DTP Wedgelocks



TE Part #180-DTP04
BKSHL, 4P, BLK, PLG, ST, SIDE AB,
NW 16



TE Part #HDP26-24-19SE
PLG, 19P, BLK, E, 12/16, S



TE Part #A23899-000
TAT-125-1-0-1.5IN



TE Part #1717269-1
PL EX 187 INSULATED FLAG REC PVC
V-0

Documents

Product Drawings

PLG, 4P, GRY, E

English

CAD Files

3D PDF

3D

Customer View Model

[ENG_CVM_CVM_DTP06-4S-C015_99_c-dtp06-4s-c015-99.2d_dxf.zip](#)

English

Customer View Model

[ENG_CVM_CVM_DTP06-4S-C015_99_c-dtp06-4s-c015-99.3d_igs.zip](#)

English

Customer View Model

[ENG_CVM_CVM_DTP06-4S-C015_99_c-dtp06-4s-c015-99.3d_stp.zip](#)

English

By downloading the CAD file I accept and agree to the [Terms and Conditions](#) of use.

Datasheets & Catalog Pages

[ICT Terminals and Connectors Catalogue](#)

English

[CONNECTOR SELECTOR](#)

English

Product Specifications

[Engineering Report](#)



English

[Engineering Report](#)

English

[Agency Approvals](#)

[UL Report](#)

English