

5-1123723-7 ✓ ACTIVE

Economy Power

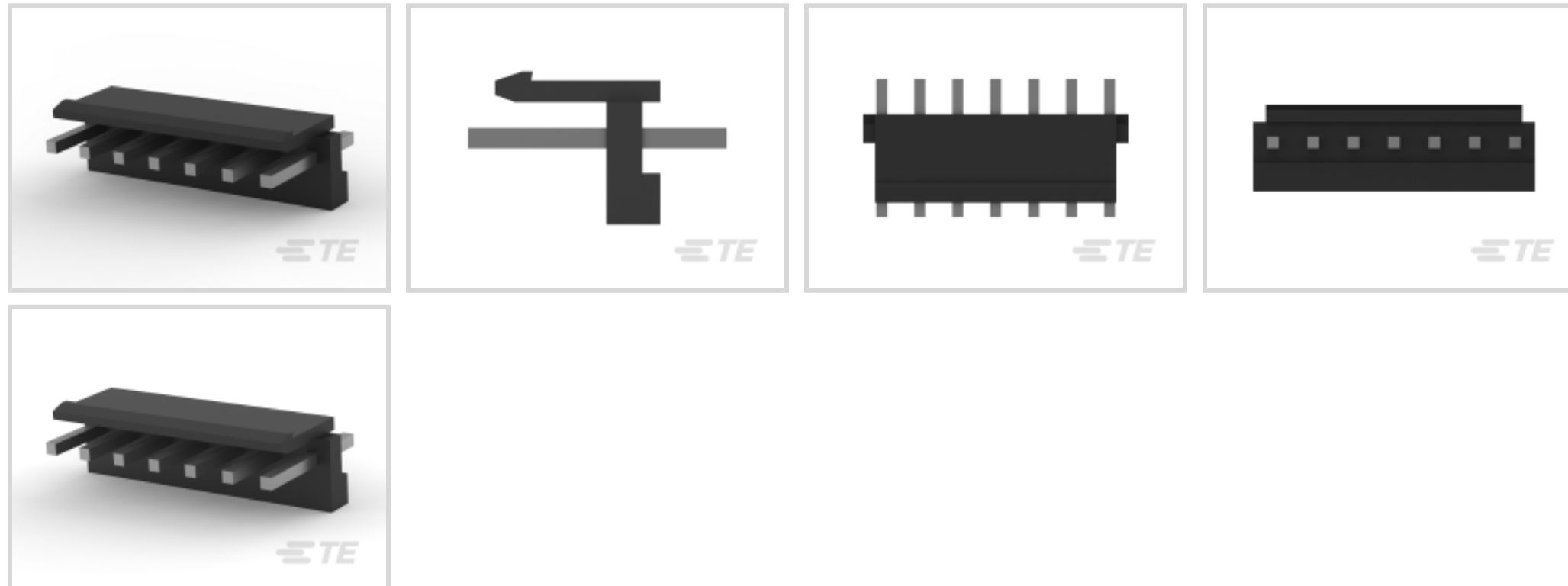
TE Internal #: 5-1123723-7

PCB Mount Header, Vertical, Wire-to-Board, 7 Position, 3.96 mm [.156 in] Centerline, Partially Shrouded, Tin, Through Hole - Solder, Economy Power

[View on TE.com >](#)



Connectors > PCB Connectors > PCB Headers & Receptacles



EU RoHS Compliance: **Compliant**

EU ELV Compliance: **Compliant**

PCB Connector Assembly Type: **PCB Mount Header**

PCB Mount Orientation: **Vertical**

Connector System: **Wire-to-Board**

Features

Other

EU RoHS Compliance	Compliant
EU ELV Compliance	Compliant

Product Type Features

Connector Shape	Rectangular
PCB Connector Assembly Type	PCB Mount Header
Connector System	Wire-to-Board
Header Type	Partially Shrouded
Sealable	No
Connector & Contact Terminates To	Printed Circuit Board

Configuration Features

Number of Loaded Positions	7
Number of Power Positions	7
PCB Mount Orientation	Vertical
Number of Positions	7



Number of Rows	1
----------------	---

Electrical Characteristics

Operating Voltage	250 VDC
-------------------	---------

Body Features

Connector Profile	Low
Primary Product Color	Black

Contact Features

Contact Underplating Material	Nickel
Contact Underplating Material Thickness	.8 – 1.8 μm [31.5 – 70.86 μin]
Contact Size	1.14mm
Contact Mating Area Plating Material Thickness	1 μm [39.37 μin]
PCB Contact Termination Area Plating Material Thickness	1 μm [39.37 μin]
Contact Shape & Form	Square
Contact Layout	Inline
Contact Mating Area Length	7.7 mm[.303 in]
Contact Base Material	Brass
PCB Contact Termination Area Plating Material	Tin
Contact Mating Area Plating Material	Tin
Contact Type	Tab
Contact Current Rating (Max)	8 A

Termination Features

Termination Post & Tail Length	3.7 mm[.146 in]
Square Termination Post & Tail Dimension	1.14 mm[.045 in]
Termination Method to PCB	Through Hole - Solder

Mechanical Attachment

Mating Retention Type	Locking Tab
Mating Retention	With
Mating Alignment Type	Polarization
PCB Mount Retention	Without
PCB Mount Alignment	Without
Connector Mounting Type	Board Mount
Mating Alignment	With



Housing Features

Housing Material	PBT GF
Centerline (Pitch)	3.96 mm [.156 in]

Dimensions

Connector Width	8.5 mm [.334 in]
PCB Thickness (Recommended)	1.6 mm [.063 in]
Connector Height	9.2 mm [.36 in]
Connector Length	27.66 mm [1.08 in]

Usage Conditions

Operating Temperature (Max)	105 °C [221 °F]
Operating Temperature Range	-30 – 105 °C [-22 – 221 °F]

Operation/Application

Circuit Application	Power
---------------------	-------

Industry Standards

UL Rating	Recognized
Glow Wire Rating	Standard Part - Not Glow Wire
UL Flammability Rating	UL 94V-0

Packaging Features

Packaging Quantity	1300
Packaging Method	Bag

Product Compliance

[For compliance documentation, visit the product page on TE.com>](#)

EU RoHS Directive 2011/65/EU	Compliant
EU ELV Directive 2000/53/EC	Compliant
China RoHS 2 Directive MIIT Order No 32, 2016	No Restricted Materials Above Threshold
EU REACH Regulation (EC) No. 1907/2006	Current ECHA Candidate List: JUNE 2024 (241) Candidate List Declared Against: JUNE 2024 (241) Does not contain REACH SVHC
Halogen Content	Not Low Halogen - contains Br or Cl > 900 ppm.
Solder Process Capability	Wave solder capable to 265°C



Product Compliance Disclaimer

This information is provided based on reasonable inquiry of our suppliers and represents our current actual knowledge based on the information they provided. This information is subject to change. The part numbers that TE has identified as EU RoHS compliant have a maximum concentration of 0.1% by weight in homogenous materials for lead, hexavalent chromium, mercury, PBB, PBDE, DBP, BBP, DEHP, DIBP, and 0.01% for cadmium, or qualify for an exemption to these limits as defined in the Annexes of Directive 2011/65/EU (RoHS2). Finished electrical and electronic equipment products will be CE marked as required by Directive 2011/65/EU. Components may not be CE marked. Additionally, the part numbers that TE has identified as EU ELV compliant have a maximum concentration of 0.1% by weight in homogenous materials for lead, hexavalent chromium, and mercury, and 0.01% for cadmium, or qualify for an exemption to these limits as defined in the Annexes of Directive 2000/53/EC (ELV). Regarding the REACH Regulation, the information TE provides on SVHC in articles for this part number is based on the latest European Chemicals Agency (ECHA) 'Guidance on requirements for substances in articles' posted at this URL: <https://echa.europa.eu/guidance-documents/guidance-on-reach>

Compatible Parts



TE Part # 1744416-7
7 POS EP II HSG, GLOW WIRE



TE Part # 1123721-2
ECONOMY POWER CONN REC CONT



TE Part # 5-1123722-7
3.96 EP PLUG HSG 7P(BLACK)



TE Part # 1123721-1
EP CONN. REC CONTACT



TE Part # 5-1565036-6
EP CONN.HDR ASSY 6/7P BLACK W /O#2

Also in the Series | Economy Power




Connector Contacts(15)



Connector Hardware(2)



Insertion & Extraction Tools(1)




PCB Headers & Receptacles(402)



Rectangular Connector Housings(1)



Rectangular Power Connectors(57)




Wire-to-Board Connector Assemblies & Housings(141)

Customers Also Bought



TE Part #4-440052-5
2.5MM,HDR,5POS,VERTICAL,
CONNECTOR



TE Part #1-1877285-7
07P EP SHRD HDR ASMY, WHITE,NO
PIN 6



TE Part #1744429-8
3.96 EP HDR ASSY 8P W/PEGS, GW



TE Part #2-2322950-5
5P, RAST 5 TAB HEADER SELEC, THV,
OPP



TE Part #2309279-3
03P EP SHRD HDR ASY,NO 2 PIN,
WHITE



TE Part #2309279-5
05P EP SHRD HDR ASY,NO 2 PIN,
WHITE



TE Part #2309279-8
08P EP SHRD HDR ASY,NO 7 PIN,
WHITE



TE Part #2322950-4
4P, RAST 5 TAB HEADER SELEC, THV,
OPP



TE Part #2322950-6
6P, RAST 5 TAB HEADER SELEC, THV,
OPP

Documents

Product Drawings

[3.96 EP HDR ASSY 7P\(BLACK\)](#)

English

CAD Files

[3D PDF](#)

3D

Customer View Model

[ENG_CVM_CVM_5-1123723-7_AD_c-5-1123723-7-ad.2d_dxf.zip](#)



English

Customer View Model

[ENG_CVM_CVM_5-1123723-7_AD_c-5-1123723-7-ad.3d_igs.zip](#)

English

Customer View Model

[ENG_CVM_CVM_5-1123723-7_AD_c-5-1123723-7-ad.3d_stp.zip](#)

English

By downloading the CAD file I accept and agree to the [Terms and Conditions](#) of use.

Datasheets & Catalog Pages

[1-1773885-9 Economy Power Connectors](#)

English

Product Specifications

[Application Specification](#)

Japanese

[Application Specification](#)

English

[Application Specification](#)

English

Instruction Sheets

[Instruction Sheet \(non U.S.\)](#)

Japanese

[Economy Power \(EP\) Connector](#)

Japanese

Agency Approvals

[VDE Certificate](#)

English