

1801178-1 ✓ ACTIVE

Sensor Flat Contact System

TE Internal #: 1801178-1

Housing for Female Terminals, Wire-to-Wire, 3 Position, 3.33 mm [.131 in] Centerline, Sealable, Black, Wire & Cable, Sensor Flat Contact System

[View on TE.com >](#)



Connectors > Automotive Connectors > Automotive Housings



Connector System: **Wire-to-Wire**

Number of Positions: **3**

Connector & Housing Type: **Housing for Female Terminals**

Centerline (Pitch): **3.33 mm [.131 in]**

Sealable: **Yes**

Features

Product Type Features

Connector System	Wire-to-Wire
Connector & Housing Type	Housing for Female Terminals
Sealable	Yes
Connector & Contact Terminates To	Wire & Cable
Primary Locking Feature	On the Terminal
Mixed & Hybrid Connector	No
Connector Shape	Rectangular

Configuration Features

Number of Positions	3
Number of Rows	1

Housing Features

Centerline (Pitch)	3.33 mm [.131 in]
Housing Material	PBT GF

Contact Features

Mating Tab Width	1.5 mm [.06 in]
Contact Current Rating (Max)	8 A
Contact Size	1.5mm
Contact Type	Receptacle



Body Features

Primary Product Color	Black
Connector & Keying Code	1
Cable Exit Angle	180°

Operation/Application

Circuit Application	Signal
---------------------	--------

Mechanical Attachment

Connector Mounting Type	Cable Mount (Free-Hanging)
Strain Relief	Add By Accessory
Terminal Position Assurance	Yes
Mating Alignment Type	Keyed
Mating Alignment	With

Usage Conditions

Operating Temperature (Max)	130 °C, 125 °C, 80 °C, 105 °C, 100 °C, 90 °C, 85 °C, 75 °C, 70 °C, 150 °C, 145 °C, 140 °C, 110 °C, 120 °C[293 °F][248 °F][221 °F][167 °F][158 °F][266 °F][257 °F][230 °F][176 °F][194 °F][284 °F][302 °F][185 °F][212 °F]
Operating Temperature Range	-40 – 150 °C[-40 – 302 °F]

Electrical Characteristics

Nominal Voltage Architecture	16 V
Operating Voltage	16 VDC

Other

Connector Position Assurance Capable	No
EU RoHS Compliance	Compliant
EU ELV Compliance	Compliant
Serviceable	Yes

Dimensions

Product Width	35.05 mm[1.38 in]
Product Length	21.33 mm[.84 in]
Connector Height	19.65 mm[.773 in]

Industry Standards

IP Rating	IP69K
-----------	-------



UL Flammability Rating

UL 94HB

Product Compliance

[For compliance documentation, visit the product page on TE.com>](#)

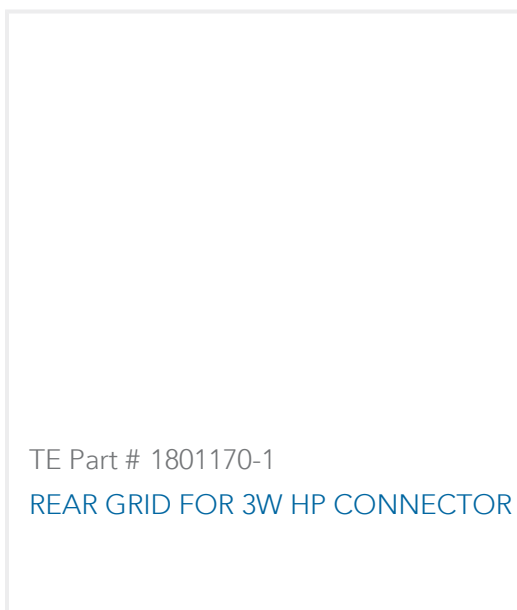
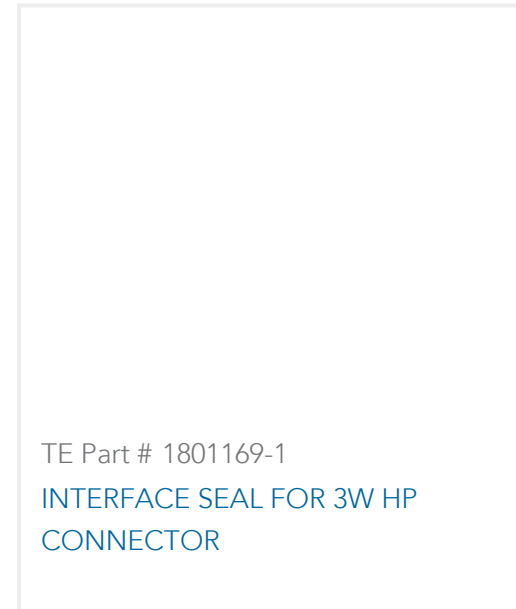
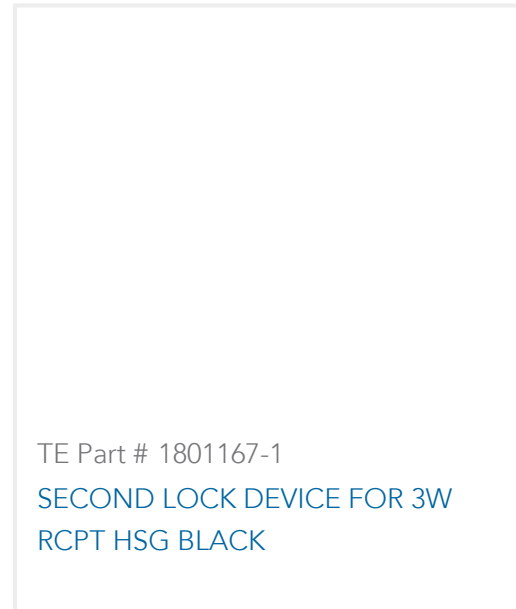
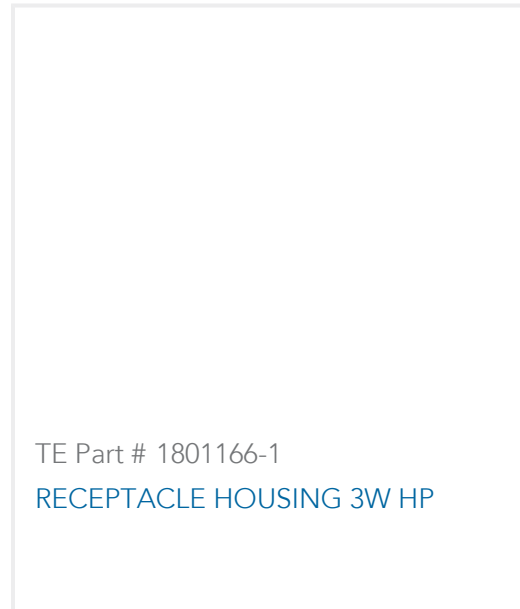
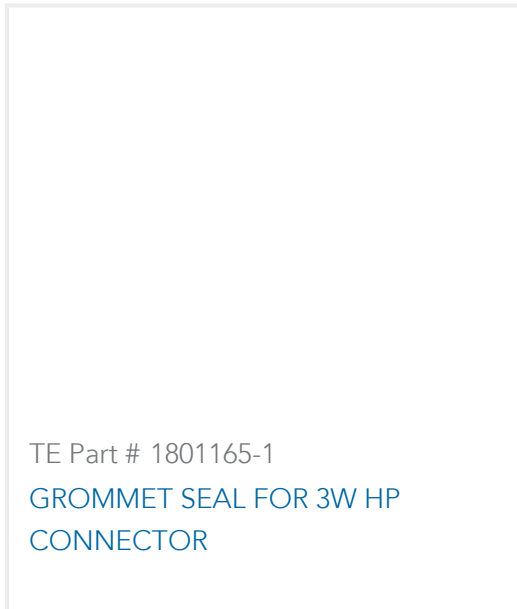
EU RoHS Directive 2011/65/EU	Compliant
EU ELV Directive 2000/53/EC	Compliant
China RoHS 2 Directive MIIT Order No 32, 2016	No Restricted Materials Above Threshold
EU REACH Regulation (EC) No. 1907/2006	Current ECHA Candidate List: JUNE 2024 (241) Candidate List Declared Against: JAN 2024 (240) Does not contain REACH SVHC
Halogen Content	BFR/CFR/PVC Free, but Br/Cl >900 ppm in other sources.
Solder Process Capability	Not applicable for solder process capability

Product Compliance Disclaimer

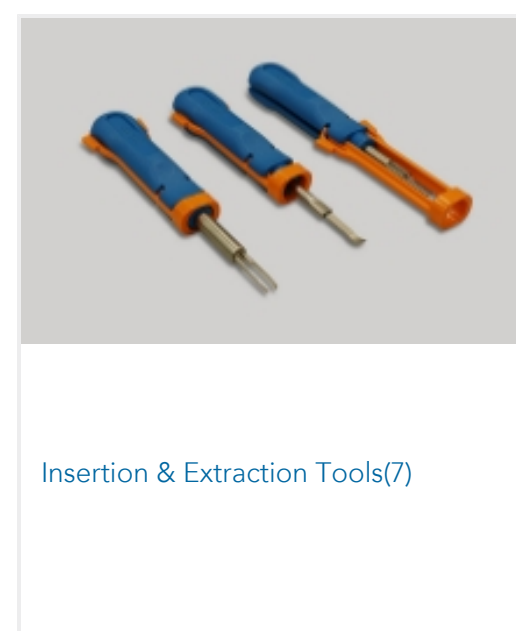
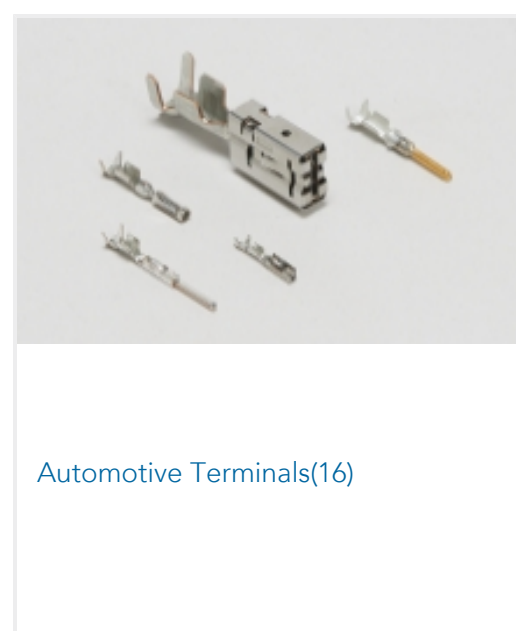
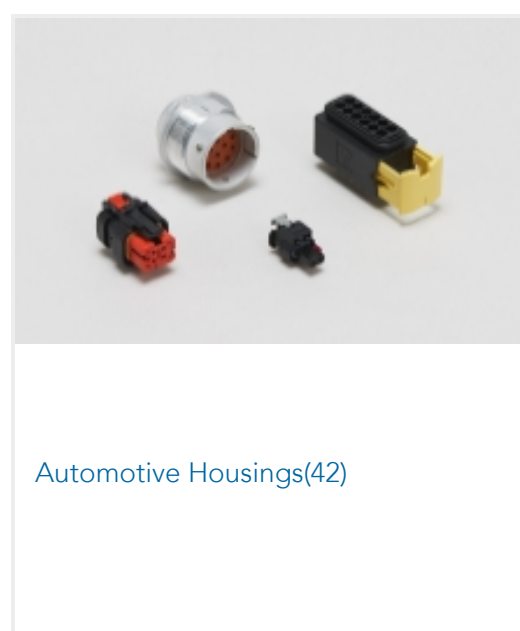
This information is provided based on reasonable inquiry of our suppliers and represents our current actual knowledge based on the information they provided. This information is subject to change. The part numbers that TE has identified as EU RoHS compliant have a maximum concentration of 0.1% by weight in homogenous materials for lead, hexavalent chromium, mercury, PBB, PBDE, DBP, BBP, DEHP, DIBP, and 0.01% for cadmium, or qualify for an exemption to these limits as defined in the Annexes of Directive 2011/65/EU (RoHS2). Finished electrical and electronic equipment products will be CE marked as required by Directive 2011/65/EU. Components may not be CE marked. Additionally, the part numbers that TE has identified as EU ELV compliant have a maximum concentration of 0.1% by weight in homogenous materials for lead, hexavalent chromium, and mercury, and 0.01% for cadmium, or qualify for an exemption to these limits as defined in the Annexes of Directive 2000/53/EC (ELV). Regarding the REACH Regulation, the information TE provides on SVHC in articles for this part number is based on the latest European Chemicals Agency (ECHA) 'Guidance on requirements for substances in articles' posted at this URL: <https://echa.europa.eu/guidance-documents/guidance-on-reach>

Compatible Parts

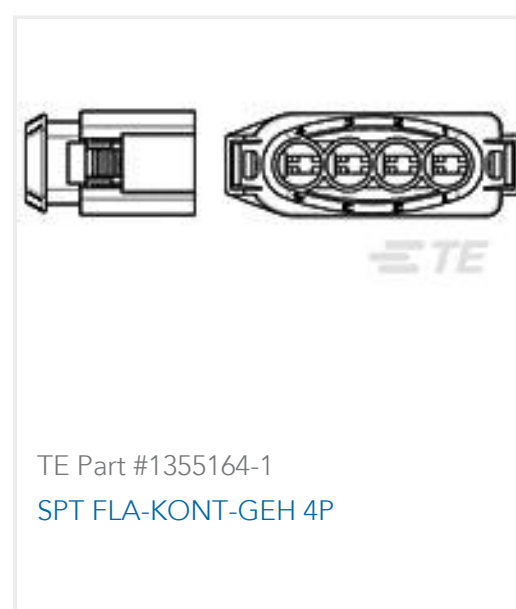




Also in the Series | **Sensor Flat Contact System**



Customers Also Bought





Documents

Product Drawings

3W RECEPTACLE HP CONNECTOR BLACK

English

CAD Files

Customer View Model

[ENG_CVM_CVM_1801178-1_E.2d_dxf.zip](#)

English

3D PDF

3D

Customer View Model

[ENG_CVM_CVM_1801178-1_E.3d_igs.zip](#)

English

Customer View Model

[ENG_CVM_CVM_1801178-1_E.3d_stp.zip](#)

English

By downloading the CAD file I accept and agree to the [Terms and Conditions](#) of use.

Product Specifications

Product Specification

English

Instruction Sheets

Instruction Sheet (non U.S.)

English