



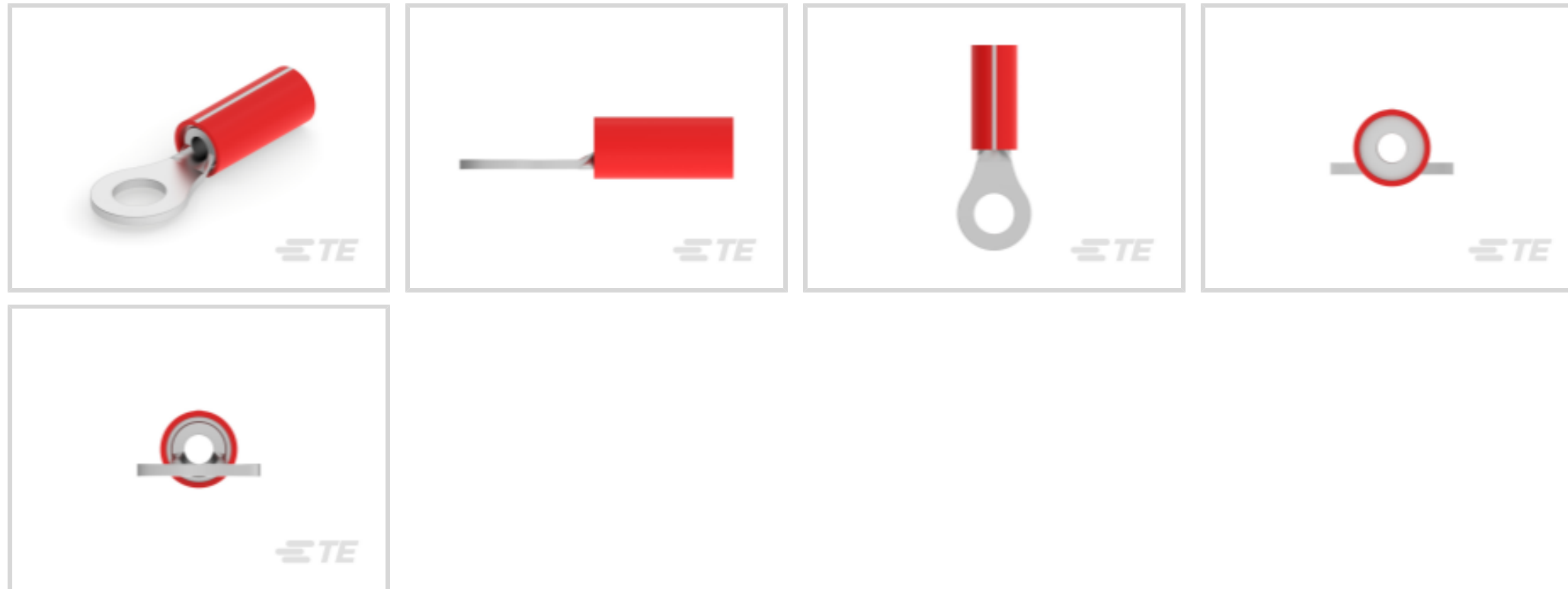
**PIDG**

TE Internal #: 1-320551-8

Closed Ring Tongue Terminal, 18 AWG, #8 / M4 Stud Size, 4.34 mm [.171 in] Stud Diameter, Closed Barrel, Straight, Tin, Partially Insulated

[View on TE.com >](#)

Terminals & Splices > Ring Terminals > PIDG Ring Tongue Terminals



Ring Terminal Product Type: **Closed Ring Tongue Terminal**

Wire Size: **1900 CMA**

Stud Size: **#8, M4**

Stud Diameter: **4.34 mm [.171 in]**

[All PIDG Ring Tongue Terminals \(410\)](#)

**Features**

**Product Type Features**

Ring Terminal Product Type	Closed Ring Tongue Terminal
Stud Size	#8, M4
Sealable	No
Wire Insulation Support Retention Type	Insulation Restriction

**Dimensions**

Wire Size	1900 CMA
Stud Diameter	4.34 mm [.171 in]
Tongue Thickness	.79 mm [.031 in]
Product Length	23.01 mm [.906 in]
Compatible Insulation Diameter (Max)	2.79 mm [.11 in]
Compatible Insulation Diameter Range	1.42 – 2.79 mm [.056 – .11 in]

**Contact Features**

Barrel Type	Closed
-------------	--------



Terminal Orientation	Straight
----------------------	----------

Terminal Plating Material	Tin
---------------------------	-----

### Usage Conditions

Insulation Option	Partially Insulated
-------------------	---------------------

Operating Temperature Range	105 °C[221 °F]
-----------------------------	----------------

### Operation/Application

Compatible With Wire Base Material	Copper
------------------------------------	--------

Compatible With Wire Plating Material	Tin
---------------------------------------	-----

### Packaging Features

Packaging Method	Tape Mounted
------------------	--------------

Packaging Quantity	5000
--------------------	------

### Other

EU RoHS Compliance	Compliant
--------------------	-----------

EU ELV Compliance	Compliant
-------------------	-----------

### Configuration Features

Number of Holes	1
-----------------	---

### Electrical Characteristics

Voltage Rating	300 V
----------------	-------

### Body Features

Product Weight	.84 g
----------------	-------

Stripe Color	White
--------------	-------

### Mechanical Attachment

Wire Insulation Support	With
-------------------------	------

### Industry Standards

Government Qualified Terminal	No
-------------------------------	----

### Product Compliance

[For compliance documentation, visit the product page on TE.com>](#)

EU RoHS Directive 2011/65/EU	Compliant
------------------------------	-----------

EU ELV Directive 2000/53/EC	Compliant
-----------------------------	-----------

China RoHS 2 Directive MIIT Order No 32, 2016	No Restricted Materials Above Threshold
---	---



EU REACH Regulation (EC) No. 1907/2006

Current ECHA Candidate List: JUNE 2024 (241)

Candidate List Declared Against: JUNE 2024 (241)

Does not contain REACH SVHC

Halogen Content

Low Halogen - Br, Cl, F, I < 900 ppm per homogenous material. Also BFR/CFR/PVC Free

Solder Process Capability

Not applicable for solder process capability

Product Compliance Disclaimer

This information is provided based on reasonable inquiry of our suppliers and represents our current actual knowledge based on the information they provided. This information is subject to change. The part numbers that TE has identified as EU RoHS compliant have a maximum concentration of 0.1% by weight in homogenous materials for lead, hexavalent chromium, mercury, PBB, PBDE, DBP, BBP, DEHP, DIBP, and 0.01% for cadmium, or qualify for an exemption to these limits as defined in the Annexes of Directive 2011/65/EU (RoHS2). Finished electrical and electronic equipment products will be CE marked as required by Directive 2011/65/EU. Components may not be CE marked. Additionally, the part numbers that TE has identified as EU ELV compliant have a maximum concentration of 0.1% by weight in homogenous materials for lead, hexavalent chromium, and mercury, and 0.01% for cadmium, or qualify for an exemption to these limits as defined in the Annexes of Directive 2000/53/EC (ELV). Regarding the REACH Regulation, the information TE provides on SVHC in articles for this part number is based on the latest European Chemicals Agency (ECHA) 'Guidance on requirements for substances in articles' posted at this URL: <https://echa.europa.eu/guidance-documents/guidance-on-reach>

### Compatible Parts



REPRESENTATION ONLY

TE Part # 47386  
DAHT PG PIDG 26-16 ASSY



TE Part # 58433-3  
PRO CR ASSY, RBY IS9252



TE Part # 58423-1  
DIE, RBY IS9252



TE Part # 47806-2  
DIES PIDG 22-16 DIE SET



TE Part # 69344  
PIDG 26-22 DIE SET



TE Part # 169404  
CERTI-LOK DIE

Also in the Series | **PIDG**



Compression Connectors(17)



Crimp Wire Pins, Tabs & Ferrules(41)



Hand Crimping Tools(2)




Knife Disconnects(11)



Quick Disconnects(32)



Ring Terminals(588)



Spade Terminals(228)



Special Purpose Terminals(1)




Splices(39)

## Customers Also Bought



TE Part #696020-1  
PIDG Ring Tongue Terminals



TE Part #87227-4  
08 MODII HDR DRST UNSHRD .100




TE Part #5103308-2  
A/L LOW PRO HDR 14P VERT BLACK



TE Part #1-87227-2  
24 MODII HDR DRST UNSHRD .100



TE Part #2388970-2  
SDE F DEUTSCH (16) 1.00-2.00mm2  
DIE SET



TE Part #AAE2551-00  
95H2-25-18-1-B-CC

## Documents



## Product Drawings

### TERMINAL,PIDG R IR 18 8

English

---

## CAD Files

### 3D PDF

3D

#### Customer View Model

[ENG\\_CVM\\_CVM\\_1-320551-8\\_AG.2d\\_dxf.zip](#)

English

#### Customer View Model

[ENG\\_CVM\\_CVM\\_1-320551-8\\_AG.3d\\_igs.zip](#)

English

#### Customer View Model

[ENG\\_CVM\\_CVM\\_1-320551-8\\_AG.3d\\_stp.zip](#)

English

By downloading the CAD file I accept and agree to the [Terms and Conditions](#) of use.

---

## Agency Approvals

### CSA Certificate

English