

8-215464-2 ✓ ACTIVE

[Micro-MaTch](#) | [Micro-MaTch Industrial](#)

TE Internal #: 8-215464-2

Board-to-Board, 12 Position, 1.27 mm [.05 in] Centerline, Vertical,
Through Hole - Solder, 2 Row, Micro-MaTch Industrial, Ribbon
Cable Connectors

[View on TE.com >](#)



[Connectors](#) > [PCB Connectors](#) > [Wire-to-Board Connectors](#) > [FFC, FPC & Ribbon Connectors](#) > [Ribbon Cable Connectors](#) >

[Male-on-Board Connector, Micro-MaTch](#)



Connector System: **Board-to-Board**

Number of Positions: **12**

Centerline (Pitch): **1.27 mm [.05 in]**

PCB Mount Retention: **With**

PCB Mount Retention Type: **Kinked Solder Tails**

[All Male-on-Board Connector, Micro-MaTch \(36\)](#)

Features

Product Type Features

Connector System	Board-to-Board
Connector & Housing Type	Plug
Connector & Contact Terminates To	Printed Circuit Board
Connector Product Type	Connector Assembly
Ribbon Cable Connector Header Type	Shrouded

Configuration Features

Number of Positions	12
PCB Mount Orientation	Vertical
Number of Rows	2

Housing Features

Centerline (Pitch)	1.27 mm[.05 in]
Mating Entry Location	Top
Housing Material	PBT GF

Mechanical Attachment

PCB Mount Retention	With
PCB Mount Retention Type	Kinked Solder Tails



Mating Alignment Type	Polarization
Mating Retention	With
Mating Retention Type	Contact Friction
Connector Mounting Type	Board Mount
Contact Retention Type Within Housing	Press-Fit
Mating Alignment	With
PCB Mount Alignment	Without

Termination Features

Termination Method to PCB	Through Hole - Solder
Rectangular Termination Post & Tail Width	.4 mm[.015 in]
Rectangular Termination Post & Tail Thickness	.5 mm[.02 in]
Termination Post & Tail Length	3.1 mm[.122 in]

Dimensions

Row-to-Row Spacing	2 mm[.059 in]
PCB Thickness (Recommended)	1.6 mm[.062 in]
Connector Height	6.9 mm[.27 in]
Connector Length	13.97 mm[.55 in]

Body Features

Connector Profile	Standard
Daisy Chain	Without
Primary Product Color	Red

Contact Features

Contact Current Rating (Max)	1 A
Contact Underplating Material	Nickel
PCB Contact Termination Area Plating Material Finish	Matte
Contact Mating Area Plating Material Thickness	3 – 5 μ m[118.11 – 196.85 μ m]
Mating Tab Width	.7 mm[.028 in]
PCB Contact Termination Area Plating Material Thickness	3 – 5 μ m[118.11 – 196.85 μ m]
Contact Mating Area Plating Material	Tin
Contact Base Material	Copper Alloy
Mating Tab Thickness	.4 mm[.016 in]
PCB Contact Termination Area Plating Material	Tin



Contact Type	Pin
--------------	-----

Operation/Application

Circuit Application	Signal
Solder Process Feature	Board Standoff

Usage Conditions

Operating Temperature Range	-40 – 105 °C[-40 – 221 °F]
-----------------------------	----------------------------

Other

EU RoHS Compliance	Compliant
EU ELV Compliance	Compliant

Electrical Characteristics

Operating Voltage	100 VDC
Insulation Resistance	1000 MΩ

Industry Standards

Compatible With Agency/Standards Products	UL
UL Rating	Recognized
UL Flammability Rating	UL 94V-0
Compatible With Approved Standards Products	UL E28476

Packaging Features

Packaging Quantity	250
Packaging Method	Box & Carton

Product Compliance

[For compliance documentation, visit the product page on TE.com>](#)

EU RoHS Directive 2011/65/EU	Compliant
EU ELV Directive 2000/53/EC	Compliant
China RoHS 2 Directive MIIT Order No 32, 2016	No Restricted Materials Above Threshold
EU REACH Regulation (EC) No. 1907/2006	Current ECHA Candidate List: JUNE 2024 (241) Candidate List Declared Against: JUNE 2024 (241) Does not contain REACH SVHC
Halogen Content	Not Low Halogen - contains Br or Cl > 900 ppm.
Solder Process Capability	Wave solder capable to 265°C



Product Compliance Disclaimer

This information is provided based on reasonable inquiry of our suppliers and represents our current actual knowledge based on the information they provided. This information is subject to change. The part numbers that TE has identified as EU RoHS compliant have a maximum concentration of 0.1% by weight in homogenous materials for lead, hexavalent chromium, mercury, PBB, PBDE, DBP, BBP, DEHP, DIBP, and 0.01% for cadmium, or qualify for an exemption to these limits as defined in the Annexes of Directive 2011/65/EU (RoHS2). Finished electrical and electronic equipment products will be CE marked as required by Directive 2011/65/EU. Components may not be CE marked. Additionally, the part numbers that TE has identified as EU ELV compliant have a maximum concentration of 0.1% by weight in homogenous materials for lead, hexavalent chromium, and mercury, and 0.01% for cadmium, or qualify for an exemption to these limits as defined in the Annexes of Directive 2000/53/EC (ELV). Regarding the REACH Regulation, the information TE provides on SVHC in articles for this part number is based on the latest European Chemicals Agency (ECHA) 'Guidance on requirements for substances in articles' posted at this URL: <https://echa.europa.eu/guidance-documents/guidance-on-reach>

Compatible Parts



TE Part # CAT-M5833-F3492A
Female-on-Board Connector, Top Entry



TE Part # 8-215460-2
MICRO-MATCH FSID P




TE Part # 1-338070-2
MICRO-MATCH FEM.SE



TE Part # 1-215460-2
MICRO-MATCH FEM.SE




TE Part # 1-100400-2
MICRO-MATCH FSID NP



TE Part # 8-100400-2
MICRO-MATCH FSID NP

Also in the Series | Micro-MaTch Industrial



Board-In Connectors(20)




Connector Contacts(4)



Insertion & Extraction Tools(1)



Pluggable I/O Cable Assemblies(52)



Ribbon Cable Connectors(183)

Customers Also Bought

TE Part #747845-4
15 MSFL RCPT RA 318 (IN,FM,BL)TE Part #7-215464-4
Male-on-Board Connector, Micro-MaTchTE Part #T4145035021-001
M12 Panel Mount PCBTE Part #5-1734592-0
FPC CONN. 0.5MM PITCH B/C, 50PTE Part #1969803-1
03P UMNL PIN HDR ASSY NATL, PIN V0 GWTE Part #5-1393236-7
V23092-A1905-A301

Documents

CAD Files

3D PDF

3D

Customer View Model

[ENG_CVM_CVM_8-215464-2_C.2d_dxf.zip](#)

English

Customer View Model

[ENG_CVM_CVM_8-215464-2_C.3d_igs.zip](#)

English

Customer View Model

[ENG_CVM_CVM_8-215464-2_C.3d_stp.zip](#)

English

By downloading the CAD file I accept and agree to the [Terms and Conditions](#) of use.

Datasheets & Catalog Pages

Micro-MaTch Catalog

English



Ribbon Cable Interconnect Solutions

English

Centerline Micro-Match Connector Series

English

Product Specifications

Product Specification

English

Agency Approvals

UL Report

English