

1-178487-1 ✓ ACTIVE

AMP Universal Power


TE Internal #: 1-178487-1

PCB Mount Header, Vertical, Wire-to-Board, 4 Position, 3.96 mm [.155 in] Centerline, Fully Shrouded, Tin, Through Hole - Solder, AMP Universal Power

[View on TE.com >](#)



Connectors > PCB Connectors > PCB Headers & Receptacles



EU RoHS Compliance: **Compliant**

EU ELV Compliance: **Compliant**

PCB Connector Assembly Type: **PCB Mount Header**

PCB Mount Orientation: **Vertical**

Connector System: **Wire-to-Board**

Features

Other

EU RoHS Compliance	Compliant
EU ELV Compliance	Compliant

Product Type Features

Mixed & Hybrid Header	No
Connector Shape	Rectangular
PCB Connector Assembly Type	PCB Mount Header
Connector System	Wire-to-Board
Header Type	Fully Shrouded
Sealable	No
Connector & Contact Terminates To	Printed Circuit Board

Configuration Features

Number of Columns	4
Number of Loaded Positions	4
Number of Power Positions	4



Connector Contact Load Condition	Fully Loaded
----------------------------------	--------------

PCB Mount Orientation	Vertical
-----------------------	----------

Number of Positions	4
---------------------	---

Number of Rows	1
----------------	---

Electrical Characteristics

Operating Voltage	50 VAC
-------------------	--------

Body Features

Primary Product Color	Natural
-----------------------	---------

Contact Features

Contact Underplating Material	Nickel
-------------------------------	--------

Contact Underplating Material Thickness	.8 – 1.8 μm [31.49 – 70.86 μin]
---	--

PCB Contact Termination Area Plating Material Finish	Bright
--	--------

Contact Size	1.2mm
--------------	-------

Contact Mating Area Plating Material Thickness	1 μm [39.37 μin]
--	---

Mating Tab Width	1.2 mm[.047 in]
------------------	-----------------

PCB Contact Termination Area Plating Material Thickness	1 μm [39.37 μin]
---	---

Contact Shape & Form	Rectangular
----------------------	-------------

Contact Layout	Inline
----------------	--------

Contact Base Material	Brass
-----------------------	-------

Mating Tab Thickness	.64 mm[.025 in]
----------------------	-----------------

PCB Contact Termination Area Plating Material	Tin
---	-----

Contact Mating Area Plating Material Finish	Bright
---	--------

Contact Mating Area Plating Material	Tin
--------------------------------------	-----

Contact Type	Tab
--------------	-----

Contact Current Rating (Max)	10 A
------------------------------	------

Termination Features

Rectangular Termination Post & Tail Width	1.1 mm[.043 in]
---	-----------------

Rectangular Termination Post & Tail Thickness	.64 mm[.025 in]
---	-----------------

Termination Post & Tail Length	3.8 mm[.15 in]
--------------------------------	----------------

Termination Method to PCB	Through Hole - Solder
---------------------------	-----------------------

Mechanical Attachment

Panel Mount Feature	Without
---------------------	---------



Mating Retention Type	Locking Latch
-----------------------	---------------

Mating Retention	With
------------------	------

PCB Mount Retention Type	Kinked
--------------------------	--------

PCB Mount Retention	With
---------------------	------

PCB Mount Alignment	Without
---------------------	---------

Connector Mounting Type	Board Mount
-------------------------	-------------

Mating Alignment	Without
------------------	---------

Housing Features

Mating Entry Location	Top
-----------------------	-----

Housing Material	Nylon 6/6 GF
------------------	--------------

Centerline (Pitch)	3.96 mm [.155 in]
--------------------	-------------------

Dimensions

Connector Width	9.9 mm [.39 in]
-----------------	-----------------

PCB Thickness (Recommended)	1.6 mm [.063 in]
-----------------------------	------------------

Connector Height	14 mm [.551 in]
------------------	-----------------

Connector Length	16.98 mm [.669 in]
------------------	--------------------

Usage Conditions

Operating Temperature (Max)	105 °C [221 °F]
-----------------------------	-----------------

Operating Temperature Range	-30 – 105 °C [-22 – 221 °F]
-----------------------------	-----------------------------

Operation/Application

Circuit Application	Power
---------------------	-------

Industry Standards

Glow Wire Rating	Standard Part - Not Glow Wire
------------------	-------------------------------

UL Flammability Rating	UL 94V-0
------------------------	----------

Packaging Features

Packaging Quantity	250
--------------------	-----

Packaging Method	Bag
------------------	-----

Product Compliance

For compliance documentation, visit the product page on [TE.com](https://www.te.com)>

EU RoHS Directive 2011/65/EU	Compliant
------------------------------	-----------

EU ELV Directive 2000/53/EC	Compliant
-----------------------------	-----------




China RoHS 2 Directive MIIT Order No 32, 2016	No Restricted Materials Above Threshold
EU REACH Regulation (EC) No. 1907/2006	Current ECHA Candidate List: JUNE 2024 (241) Candidate List Declared Against: JUNE 2024 (241) Does not contain REACH SVHC
Halogen Content	Not Low Halogen - contains Br or Cl > 900 ppm.
Solder Process Capability	Wave solder capable to 265°C

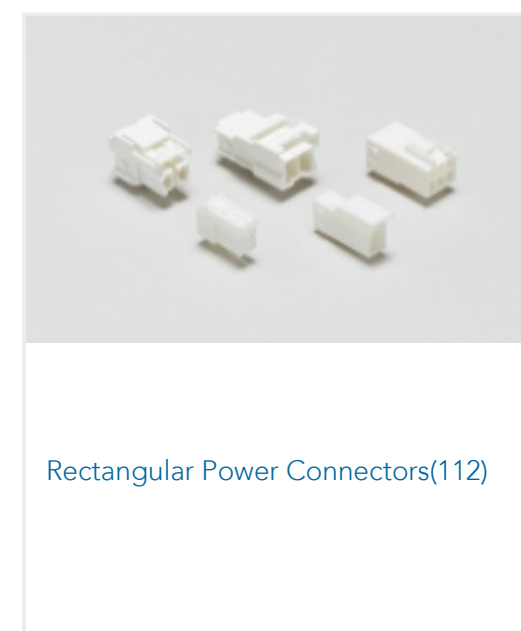
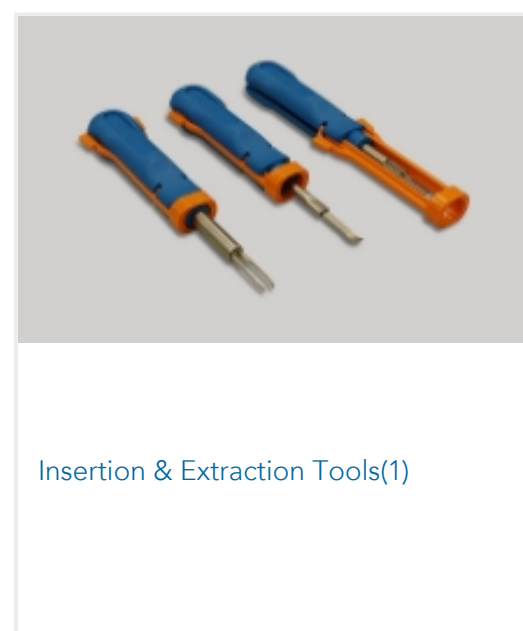

Product Compliance Disclaimer

This information is provided based on reasonable inquiry of our suppliers and represents our current actual knowledge based on the information they provided. This information is subject to change. The part numbers that TE has identified as EU RoHS compliant have a maximum concentration of 0.1% by weight in homogenous materials for lead, hexavalent chromium, mercury, PBB, PBDE, DBP, BBP, DEHP, DIBP, and 0.01% for cadmium, or qualify for an exemption to these limits as defined in the Annexes of Directive 2011/65/EU (RoHS2). Finished electrical and electronic equipment products will be CE marked as required by Directive 2011/65/EU. Components may not be CE marked. Additionally, the part numbers that TE has identified as EU ELV compliant have a maximum concentration of 0.1% by weight in homogenous materials for lead, hexavalent chromium, and mercury, and 0.01% for cadmium, or qualify for an exemption to these limits as defined in the Annexes of Directive 2000/53/EC (ELV). Regarding the REACH Regulation, the information TE provides on SVHC in articles for this part number is based on the latest European Chemicals Agency (ECHA) 'Guidance on requirements for substances in articles' posted at this URL: <https://echa.europa.eu/guidance-documents/guidance-on-reach>

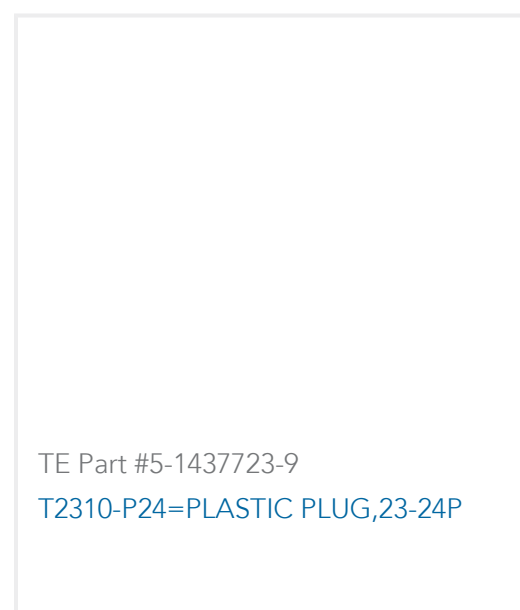
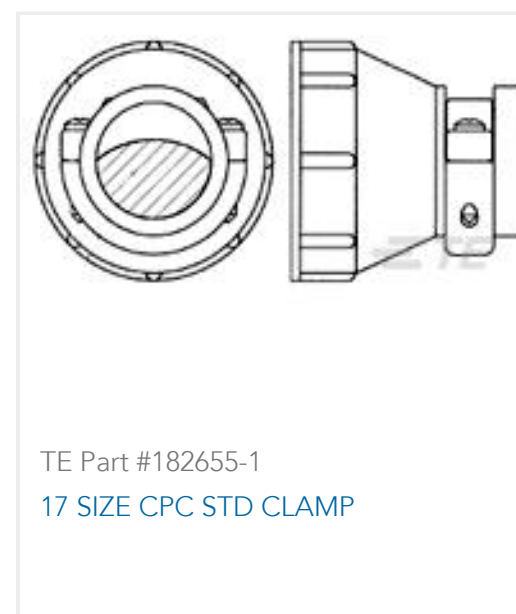
Compatible Parts



Also in the Series | AMP Universal Power



Customers Also Bought



Documents

Product Drawings

[UP 3.96 4P TAB HDR NAT TYPE 2](#)

English

CAD Files

[3D PDF](#)

English

Customer View Model

[ENG_CVM_1-178487-1_E.3d_igs.zip](#)

English

Customer View Model

[ENG_CVM_1-178487-1_E.3d_stp.zip](#)

English

Customer View Model

[ENG_CVM_1-178487-1_E.2d_dxf.zip](#)

English

[3D PDF](#)

3D



Customer View Model

[ENG_CVM_CVM_1-178487-1_F.2d_dxf.zip](#)

English

Customer View Model

[ENG_CVM_CVM_1-178487-1_F.3d_igs.zip](#)

English

Customer View Model

[ENG_CVM_CVM_1-178487-1_F.3d_stp.zip](#)

English

By downloading the CAD file I accept and agree to the [Terms and Conditions](#) of use.

Product Specifications

[Crimping of Universal Power Contact](#)

English

[Product Specification](#)

Japanese

[AMP Universal Power Connector](#)

Japanese

Instruction Sheets

[AMP UNIVERSAL POWER CONNECTOR SERIES](#)

English

[Instruction Sheet \(non U.S.\)](#)

English

Agency Approvals

[UL Report](#)

English