

1-104482-8 ✓ ACTIVE

AMPMODU | AMPMODU IV/V

TE Internal #: 1-104482-8

Housing, Receptacle, Wire-to-Board, 40 Position, 2.54 mm [.1 in]  
Centerline, Crimp, 2 Row, Black, Wire & Cable, Signal, AMPMODU  
IV/V

[View on TE.com >](#)



Connectors > PCB Connectors > Wire-to-Board Connectors > Wire-to-Board Connector Assemblies & Housings



Connector Product Type: **Housing**

Connector & Housing Type: **Receptacle**

Connector System: **Wire-to-Board**

Number of Positions: **40**

Centerline (Pitch): **2.54 mm [.1 in]**

## Features

### Dimensions

	1.9 in
Row-to-Row Spacing	2.54 mm [.1 in]
Wire Size	32 – 20 AWG

### Product Type Features

Connector Product Type	Housing
Connector & Housing Type	Receptacle
Connector System	Wire-to-Board
Connector & Contact Terminates To	Wire & Cable

### Configuration Features

Number of Positions	40
Number of Rows	2

### Housing Features

Centerline (Pitch)	2.54 mm [.1 in]
Housing Material	Thermoplastic
Housing Entry Configuration	Both Ends Closed

### Termination Features

Termination Method to Wire & Cable	Crimp
------------------------------------	-------

### Body Features



Primary Product Color	Black
-----------------------	-------

### Mechanical Attachment

Mating Retention	Without
------------------	---------

Strain Relief	Without
---------------	---------

Panel Mount Feature	Without
---------------------	---------

PCB Mount Retention	Without
---------------------	---------

### Contact Features

Contact Current Rating (Max)	3 A
------------------------------	-----

Contact Type	Socket
--------------	--------

### Operation/Application

Circuit Application	Signal
---------------------	--------

### Usage Conditions

Operating Temperature Range	-65 – 105 °C[-85 – 221 °F]
-----------------------------	----------------------------

### Other

EU RoHS Compliance	Compliant
--------------------	-----------

EU ELV Compliance	Compliant
-------------------	-----------

### Electrical Characteristics

Operating Voltage	300 VAC
-------------------	---------

Termination Resistance	12 mΩ
------------------------	-------

Dielectric Withstanding Voltage (Max)	750 V
---------------------------------------	-------

Insulation Resistance	5000 MΩ
-----------------------	---------

### Industry Standards

UL Flammability Rating	UL 94V-0
------------------------	----------

Compatible With Approved Standards Products	UL E28476, CSA LR7189
---	-----------------------

### Packaging Features

Packaging Method	Package
------------------	---------

Packaging Quantity	1
--------------------	---

### Product Compliance

For compliance documentation, visit the product page on [TE.com](https://www.te.com)>

EU RoHS Directive 2011/65/EU	Compliant
------------------------------	-----------







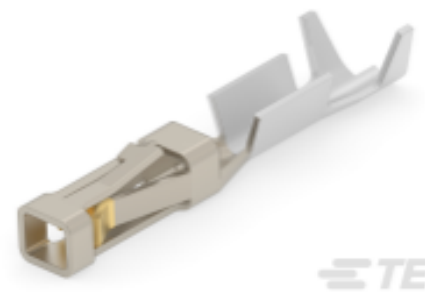



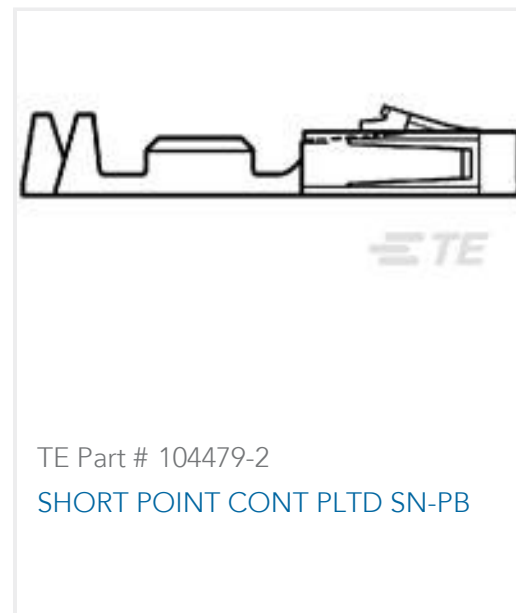
EU ELV Directive 2000/53/EC	Compliant
China RoHS 2 Directive MIIT Order No 32, 2016	No Restricted Materials Above Threshold
EU REACH Regulation (EC) No. 1907/2006	Current ECHA Candidate List: JUNE 2024 (241) Candidate List Declared Against: JUNE 2024 (241) Does not contain REACH SVHC
Halogen Content	Low Halogen - Br, Cl, F, I < 900 ppm per homogenous material. Also BFR/CFR/PVC Free
Solder Process Capability	Not applicable for solder process capability

Product Compliance Disclaimer

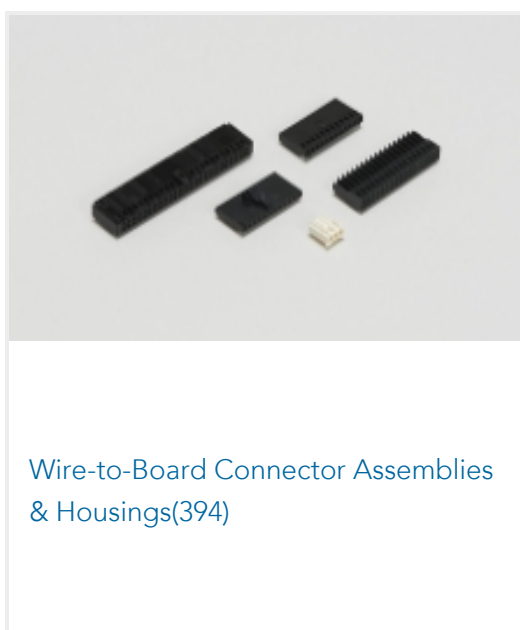

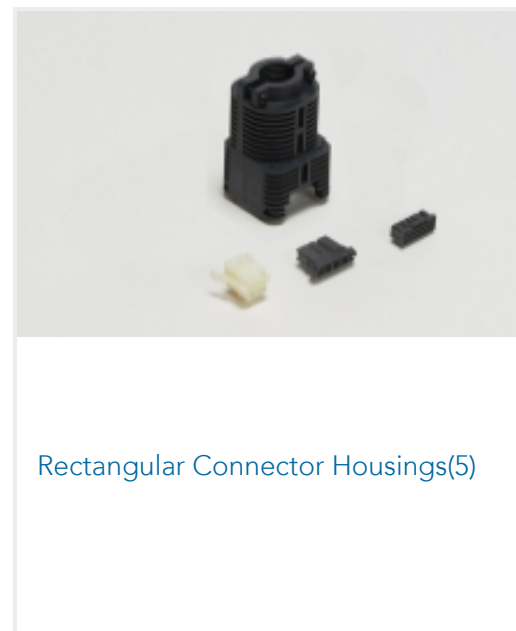
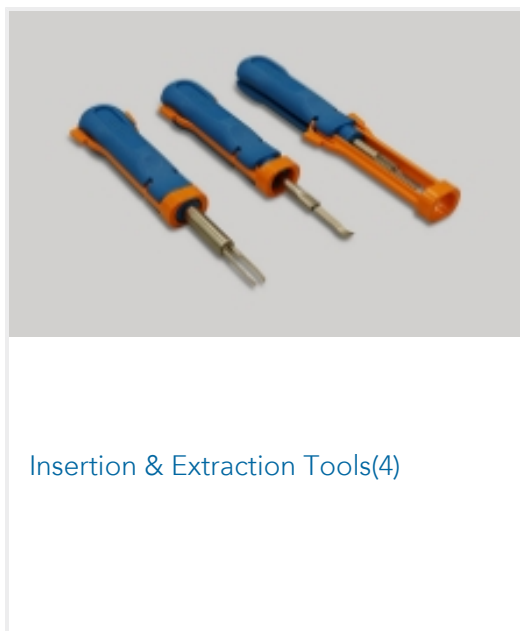
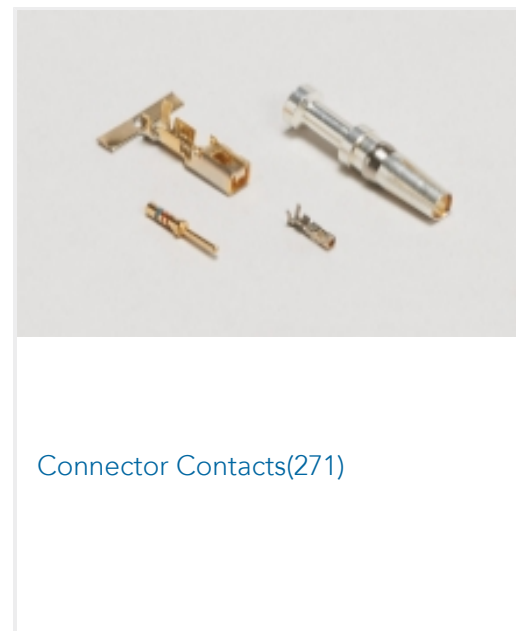

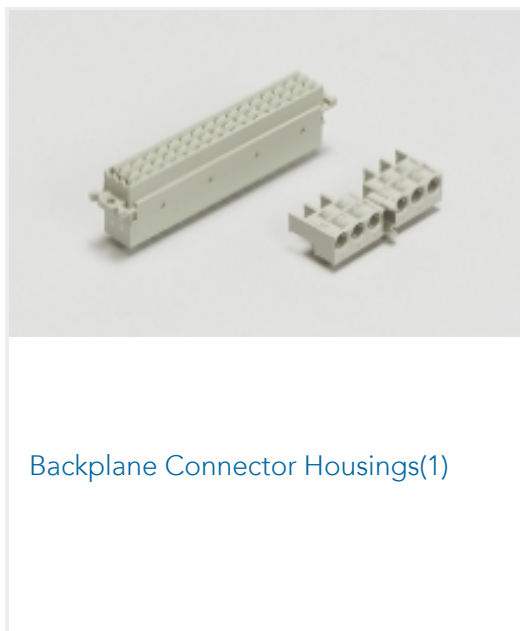
This information is provided based on reasonable inquiry of our suppliers and represents our current actual knowledge based on the information they provided. This information is subject to change. The part numbers that TE has identified as EU RoHS compliant have a maximum concentration of 0.1% by weight in homogenous materials for lead, hexavalent chromium, mercury, PBB, PBDE, DBP, BBP, DEHP, DIBP, and 0.01% for cadmium, or qualify for an exemption to these limits as defined in the Annexes of Directive 2011/65/EU (RoHS2). Finished electrical and electronic equipment products will be CE marked as required by Directive 2011/65/EU. Components may not be CE marked. Additionally, the part numbers that TE has identified as EU ELV compliant have a maximum concentration of 0.1% by weight in homogenous materials for lead, hexavalent chromium, and mercury, and 0.01% for cadmium, or qualify for an exemption to these limits as defined in the Annexes of Directive 2000/53/EC (ELV). Regarding the REACH Regulation, the information TE provides on SVHC in articles for this part number is based on the latest European Chemicals Agency (ECHA) 'Guidance on requirements for substances in articles' posted at this URL: <https://echa.europa.eu/guidance-documents/guidance-on-reach>

## Compatible Parts

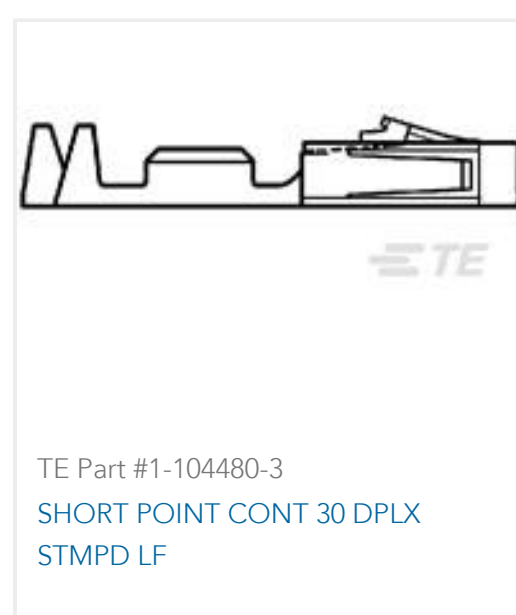
 TE Part # 1-104479-0 SHORT POINT CONT 30 DPLX STMPD LF	 TE Part # 104479-9 SHORT POINT CONT 15 DPLX STMPD LF	 TE Part # 1-104480-7 SHORT POINT CONT PLTD SN	 TE Part # 104480-4 SHORT POINT CONT 30 DPLX STMPD LF
 TE Part # 1-104480-3 SHORT POINT CONT 30 DPLX STMPD LF	 TE Part # 104479-8 SHORT POINT CONT PLTD SN	 TE Part # 1-104480-2 SHORT POINT CONT 15 DPLX STMPD LF	 TE Part # 104480-2 SHORT POINT CONT PLTD SN-PB



Also in the Series | AMPMODU IV/V



Customers Also Bought





TE Part #1-1969442-4  
EP 2.5 TPA Housing, 14 Pos



TE Part #696049-1  
PG 8 RING #8



TE Part #5-917690-1  
2.5 SIGNAL D/LOCK PLUG HSG 6P

## Documents

### Product Drawings

[40 SHORT PT RCPT HSG DR .100CL](#)

English

### CAD Files

Customer View Model

[ENG\\_CVM\\_CVM\\_1-104482-8\\_J.3d\\_igs.zip](#)

English

Customer View Model

[ENG\\_CVM\\_CVM\\_1-104482-8\\_J.3d\\_stp.zip](#)

English

Customer View Model

[ENG\\_CVM\\_CVM\\_1-104482-8\\_J.2d\\_dxf.zip](#)

English

[3D PDF](#)

3D

By downloading the CAD file I accept and agree to the [Terms and Conditions](#) of use.

### Datasheets & Catalog Pages

[AMPMODU\\_INTERCONNECTION\\_SYSTEM\\_SECTION5\\_CONT](#)

English

### Product Specifications

[Application Specification](#)

English

### Agency Approvals

[UL](#)

English