

3-794632-8 ✓ ACTIVE

MATE-N-LOK | Micro MATE-N-LOK

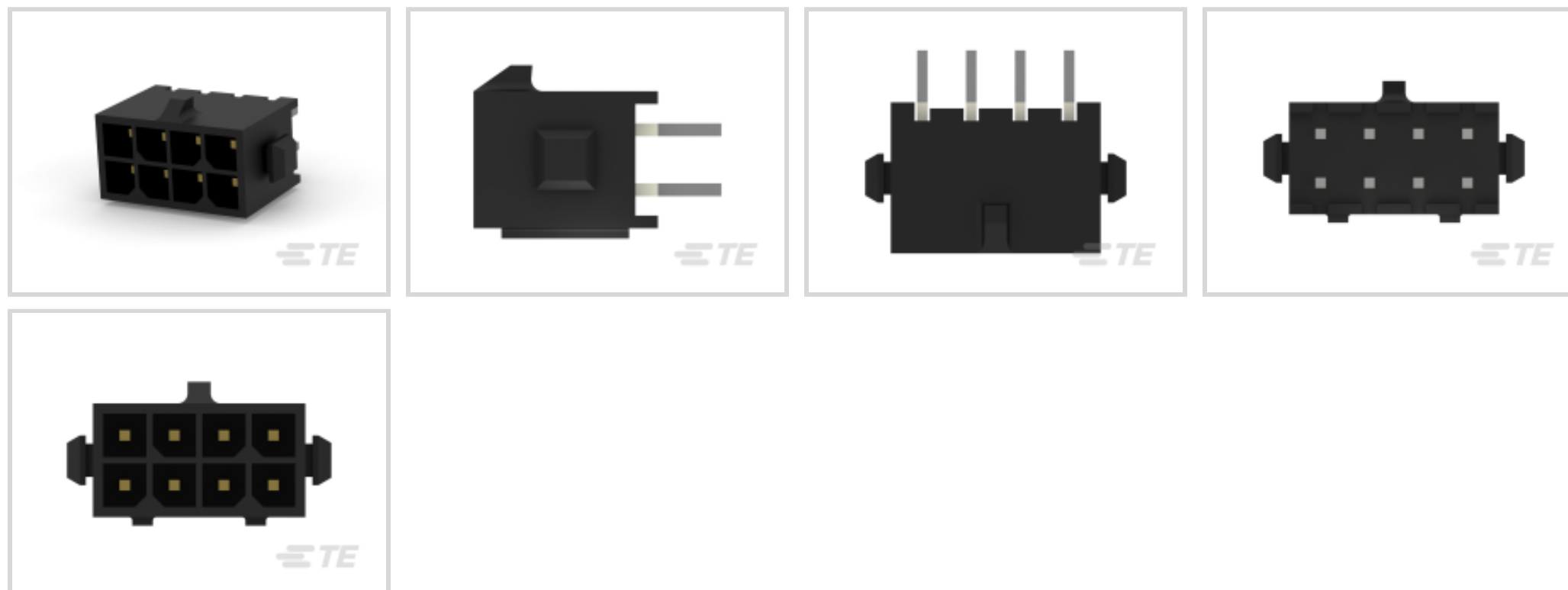
TE Internal #: 3-794632-8

PCB Mount Header, Vertical, Wire-to-Board, 8 Position, 3 mm [.118 in] Centerline, Fully Shrouded, Gold, Through Hole - Solder, Power, Micro MATE-N-LOK

[View on TE.com >](#)



Connectors > PCB Connectors > PCB Headers & Receptacles



EU RoHS Compliance: **Compliant**

EU ELV Compliance: **Compliant**

PCB Connector Assembly Type: **PCB Mount Header**

PCB Mount Orientation: **Vertical**

Connector System: **Wire-to-Board**

Features

Other

EU RoHS Compliance	Compliant
EU ELV Compliance	Compliant

Product Type Features

Mixed & Hybrid Header	No
Connector Shape	Rectangular
PCB Connector Assembly Type	PCB Mount Header
Connector System	Wire-to-Board
Header Type	Fully Shrouded
Sealable	No
Connector & Contact Terminates To	Printed Circuit Board

Configuration Features

Number of Columns	4
Number of Loaded Positions	8
Number of Power Positions	8



Connector Contact Load Condition	Fully Loaded
PCB Mount Orientation	Vertical
Number of Positions	8
Number of Rows	2

Electrical Characteristics

Operating Voltage	250 VDC
-------------------	---------

Body Features

Primary Product Color	Black
-----------------------	-------

Contact Features

Contact Underplating Material	Nickel
Contact Underplating Material Thickness	1.27 – 2.54 μm [50 – 100 μin]
Contact Size	.64mm
Contact Mating Area Plating Material Thickness	.76 μm [30 μin]
Mating Square Post Dimension	.64 mm[.025 in]
PCB Contact Termination Area Plating Material Thickness	2.54 – 7.62 μm [100 – 300 μin]
Contact Shape & Form	Square
Contact Layout	Matrix
Contact Mating Area Length	4.15 mm[.163 in]
Contact Base Material	Brass
PCB Contact Termination Area Plating Material	Tin
Contact Mating Area Plating Material	Gold
Contact Type	Tab
Contact Current Rating (Max)	5 A

Termination Features

Termination Post & Tail Length	3.18 mm[.125 in]
Square Termination Post & Tail Dimension	.64 mm[.025 in]
Termination Method to PCB	Through Hole - Solder

Mechanical Attachment

Panel Mount Feature	Without
Mating Retention Type	Locking Tab
Mating Retention	With
Mating Alignment Type	Polarization



PCB Mount Retention Type	Retention Bump
PCB Mount Retention	With
PCB Mount Alignment	Without
Connector Mounting Type	Board Mount
Mating Alignment	With

Housing Features

Mating Entry Location	Top
Housing Material	High Temperature Nylon
Centerline (Pitch)	3 mm [.118 in]

Dimensions

Row-to-Row Spacing	3 mm [.118 in]
Connector Width	8.67 mm [.341 in]
PCB Thickness (Recommended)	1.57 mm [.062 in]
Connector Height	9.24 mm [.364 in]
Connector Length	16 mm [.63 in]

Usage Conditions

Operating Temperature (Max)	105 °C [221 °F]
Operating Temperature Range	-40 – 105 °C [-40 – 221 °F]

Operation/Application

Circuit Application	Power
---------------------	-------

Industry Standards

Compatible With Agency/Standards Products	USR, CNR
UL Rating	Recognized
Compatible With Approved Standards Products	UL E28476
Glow Wire Rating	GWT 750°C (Without Flame)
UL Flammability Rating	UL 94V-0

Packaging Features

Packaging Quantity	234
Packaging Method	Tray

Product Compliance

[For compliance documentation, visit the product page on TE.com>](#)

EU RoHS Directive 2011/65/EU	Compliant
EU ELV Directive 2000/53/EC	Compliant
China RoHS 2 Directive MIIT Order No 32, 2016	No Restricted Materials Above Threshold
EU REACH Regulation (EC) No. 1907/2006	Current ECHA Candidate List: JUNE 2024 (241) Candidate List Declared Against: JUNE 2024 (241) Does not contain REACH SVHC
Halogen Content	Low Halogen - Br, Cl, F, I < 900 ppm per homogenous material. Also BFR/CFR/PVC Free
Solder Process Capability	Reflow solder capable to 260°C

Product Compliance Disclaimer

This information is provided based on reasonable inquiry of our suppliers and represents our current actual knowledge based on the information they provided. This information is subject to change. The part numbers that TE has identified as EU RoHS compliant have a maximum concentration of 0.1% by weight in homogenous materials for lead, hexavalent chromium, mercury, PBB, PBDE, DBP, BBP, DEHP, DIBP, and 0.01% for cadmium, or qualify for an exemption to these limits as defined in the Annexes of Directive 2011/65/EU (RoHS2). Finished electrical and electronic equipment products will be CE marked as required by Directive 2011/65/EU. Components may not be CE marked. Additionally, the part numbers that TE has identified as EU ELV compliant have a maximum concentration of 0.1% by weight in homogenous materials for lead, hexavalent chromium, and mercury, and 0.01% for cadmium, or qualify for an exemption to these limits as defined in the Annexes of Directive 2000/53/EC (ELV). Regarding the REACH Regulation, the information TE provides on SVHC in articles for this part number is based on the latest European Chemicals Agency (ECHA) 'Guidance on requirements for substances in articles' posted at this URL: <https://echa.europa.eu/guidance-documents/guidance-on-reach>

Compatible Parts




Also in the Series | [Micro MATE-N-LOK](#)



Connector Contacts(27)



Insertion & Extraction Tools(1)



PCB Headers & Receptacles(371)



Rectangular Power Connectors(98)


Customers Also Bought




TE Part #535090-4
096 EURO TYPE C RECEPT ST ASSY



TE Part #4-794632-6
16P MICRO MNL ASSY,VRT,HDR,LF



TE Part #4-794632-4
14P MICRO MNL ASSY,VRT,HDR,LF



TE Part #4-794632-2
12P MICRO MNL ASSY,VRT,HDR,LF



TE Part #5-794632-0
20P MICRO MNL ASSY,VRT,HDR,LF



TE Part #2-1445093-5
MICRO MNL HDR ASSY S/ROW AU LF



TE Part #4-794681-2
12P MICRO MNL ASSY,VRT,THRU,LF



TE Part #5-794632-2
22P MICRO MNL ASSY,VRT,HDR,LF



TE Part #3-794631-4
04P MICRO MNL ASSY,VRT,HDR LF



TE Part #3-794632-2
02P MICRO MNL ASSY,VRT,HDR,LF

Documents

Product Drawings

08P MICRO MNL ASSY,VRT,HDR,LF

English

CAD Files

3D PDF

3D

Customer View Model

ENG_CVM_CVM_3-794632-8_G.2d_dxf.zip



English

Customer View Model

[ENG_CVM_CVM_3-794632-8_G.3d_igs.zip](#)

English

Customer View Model

[ENG_CVM_CVM_3-794632-8_G.3d_stp.zip](#)

English

By downloading the CAD file I accept and agree to the [Terms and Conditions](#) of use.

Datasheets & Catalog Pages

[SOFT_SHELL_PIN_AND_SOCKET_CONNECTORS_CATALOG](#)

English

[MICRO MATE-N-LOK CONNECTOR SYSTEM](#)

English

Product Specifications

[Application Specification](#)

English

Agency Approvals

[VDE Certificate](#)

English