

5-146281-2 ✓ ACTIVE

AMPMODU | AMPMODU Headers

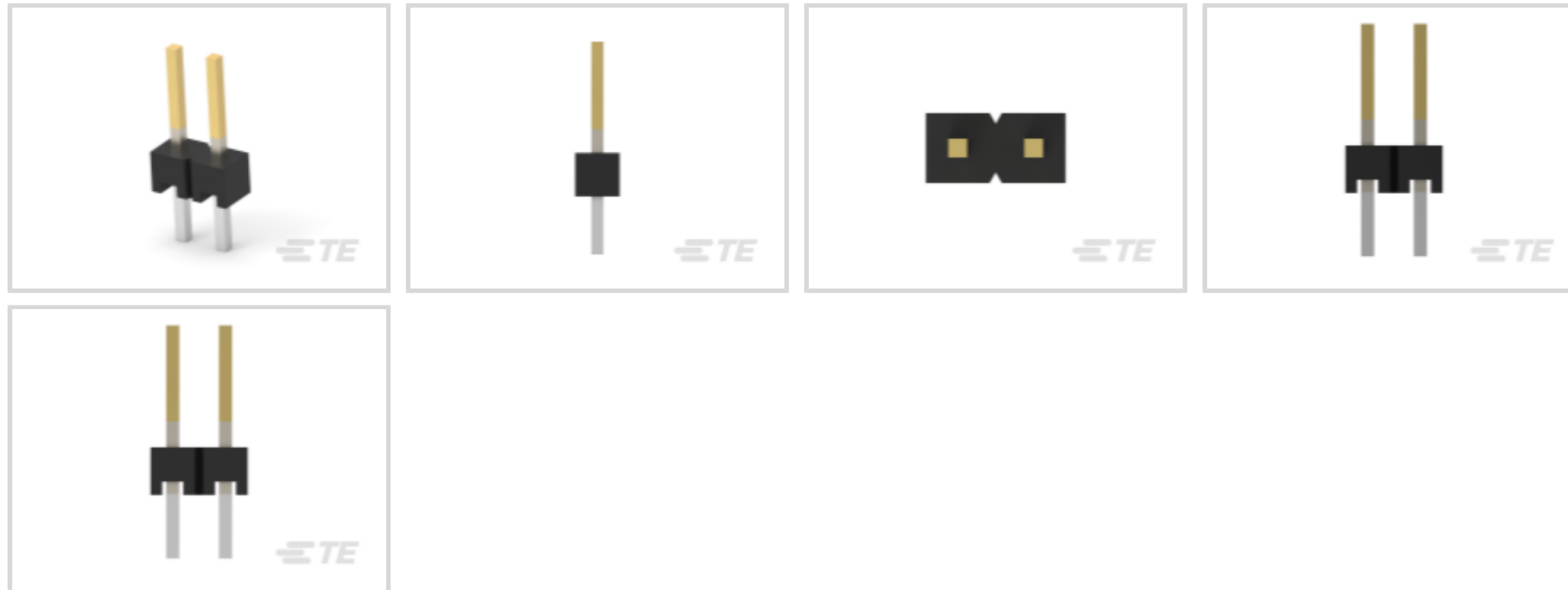
TE Internal #: 5-146281-2

PCB Mount Header, Vertical, Board-to-Board, 2 Position, 2.54 mm [.1 in] Centerline, Breakaway, Gold, Through Hole - Solder, Signal, AMPMODU Headers

[View on TE.com >](#)



Connectors > PCB Connectors > PCB Headers & Receptacles



EU RoHS Compliance: **Compliant**

EU ELV Compliance: **Compliant**

PCB Connector Assembly Type: **PCB Mount Header**

PCB Mount Orientation: **Vertical**

Connector System: **Board-to-Board**

Features

Contact Features

	100 – 200 μ in
Contact Underplating Material	Nickel
PCB Contact Termination Area Plating Material Finish	Matte
Contact Mating Area Plating Material Thickness	.762 μ m[30 μ in]
Mating Square Post Dimension	.64 mm[.025 in]
Contact Shape & Form	Square
Contact Base Material	Copper Alloy
PCB Contact Termination Area Plating Material	Tin-Lead
Contact Mating Area Plating Material	Gold
Contact Type	Pin
Contact Current Rating (Max)	3 A

Other

EU RoHS Compliance	Compliant
EU ELV Compliance	Compliant



Product Type Features

PCB Connector Assembly Type	PCB Mount Header
Connector System	Board-to-Board
Header Type	Breakaway
Sealable	No
Connector & Contact Terminates To	Printed Circuit Board

Configuration Features

Connector Contact Load Condition	Fully Loaded
Board-to-Board Configuration	Parallel
PCB Mount Orientation	Vertical
Number of Positions	2
Number of Rows	1

Body Features

Primary Product Color	Black
-----------------------	-------

Termination Features

Termination Post & Tail Length	3.05 mm[.12 in]
Square Termination Post & Tail Dimension	.64 mm[.025 in]
Termination Method to PCB	Through Hole - Solder

Mechanical Attachment

PCB Mount Retention	Without
PCB Mount Alignment	Without
Connector Mounting Type	Board Mount
Mating Alignment	Without

Housing Features

Housing Material	LCP-GF (Liquid Crystal Polymer), LCP (Liquid Crystal Polymer)
Centerline (Pitch)	2.54 mm[.1 in]

Dimensions

PCB Thickness (Recommended)	1.6 mm[.063 in]
-----------------------------	-----------------

Usage Conditions

Housing Temperature Rating	High
Operating Temperature Range	-65 – 105 °C[-85 – 221 °F]



Operation/Application

Circuit Application	Signal
---------------------	--------

Industry Standards

Compatible With Approved Standards Products	UL E28476, CSA LR7189
UL Flammability Rating	UL 94V-0

Packaging Features

Packaging Quantity	500
Packaging Method	Carton

Product Compliance

[For compliance documentation, visit the product page on TE.com>](#)

EU RoHS Directive 2011/65/EU	Compliant
EU ELV Directive 2000/53/EC	Compliant
China RoHS 2 Directive MIIT Order No 32, 2016	No Restricted Materials Above Threshold
EU REACH Regulation (EC) No. 1907/2006	Current ECHA Candidate List: JUNE 2024 (241) Candidate List Declared Against: JUNE 2024 (241) Does not contain REACH SVHC
Halogen Content	Low Bromine/Chlorine - Br and Cl < 900 ppm per homogenous material. Also BFR /CFR/PVC Free
Solder Process Capability	Pin-in-Paste capable to 260°C

Product Compliance Disclaimer

This information is provided based on reasonable inquiry of our suppliers and represents our current actual knowledge based on the information they provided. This information is subject to change. The part numbers that TE has identified as EU RoHS compliant have a maximum concentration of 0.1% by weight in homogenous materials for lead, hexavalent chromium, mercury, PBB, PBDE, DBP, BBP, DEHP, DIBP, and 0.01% for cadmium, or qualify for an exemption to these limits as defined in the Annexes of Directive 2011/65/EU (RoHS2). Finished electrical and electronic equipment products will be CE marked as required by Directive 2011/65/EU. Components may not be CE marked. Additionally, the part numbers that TE has identified as EU ELV compliant have a maximum concentration of 0.1% by weight in homogenous materials for lead, hexavalent chromium, and mercury, and 0.01% for cadmium, or qualify for an exemption to these limits as defined in the Annexes of Directive 2000/53/EC (ELV). Regarding the REACH Regulation, the information TE provides on SVHC in articles for this part number is based on the latest European Chemicals Agency (ECHA) 'Guidance on requirements for substances in articles' posted at this URL: <https://echa.europa.eu/guidance-documents/guidance-on-reach>

Compatible Parts





TE Part # 530153-2
TDM SPRING SHUNT ASSY 2 POS



TE Part # 2-881545-2
AMP SHUNT LOW PROFI



TE Part # 881545-5
AMP SHUNT ASS'Y



TE Part # 1-881545-2
AMP SHUNT ASS'Y



TE Part # 390088-5
YELLOW HSG WITH 30AU CONTACT



TE Part # 880584-2
SHUNT CONNECTOR




TE Part # 390088-1
BLACK HSG WITH 30AU CONTACT



TE Part # 2-382811-0
ECONOMY SHUNT, 30 AU BLACK



TE Part # 881545-2
SHUNT LP W/HANDLE 2 POS 30AU



TE Part # 1-880584-2
SHUNT CONN. ASS'Y



TE Part # 390088-3
BLUE HSG WITH 30AU CONTACT



TE Part # 880584-7
AMP SHUNT CONNECTOR ASS'Y




TE Part # 881545-3
SHUNT LP W/HANDLE 2 POS 50AU



TE Part # 966657-4
4P HV100 REC. CON, SMD, GOLD, TUBE PACK


Also in the Series | **AMPMODU Headers**




Connector Contacts(52)



Connector Hardware(1)



PCB Headers & Receptacles(1618)



Wire-to-Board Connector Assemblies & Housings(5)

Customers Also Bought



TE Part #1-5499141-1
A/L UNIV HDR 60P RA LG LAT



TE Part #350990-4
09P UMNH HDR ASSY LNG/TL



TE Part #1-87215-7
34 MODII HDR DRST UNSHRD .100



TE Part #173081-4
4P EIS POST HDR ASSY



TE Part #5-146281-6
06 MODII HDR SRST B/A .100CL



TE Part #737161-1
SHAKE-PROOF RING-TONGUE 0.8-2
MM2 TPST



TE Part #5-146280-7
07 MODII HDR SRST B/A .100CL



TE Part #5-146281-5
05 MODII HDR SRST B/A LF



TE Part #CTM-12-513
JUNCTION ASSY



TE Part #5-146282-6
06 MODII HDR SRST B/A .100CL

Documents

CAD Files

3D PDF

3D

Customer View Model

[ENG_CVM_CVM_5-146281-2_D.2d_dxf.zip](#)

English

Customer View Model

[ENG_CVM_CVM_5-146281-2_D.3d_igs.zip](#)

English

Customer View Model

[ENG_CVM_CVM_5-146281-2_D.3d_stp.zip](#)

English

By downloading the CAD file I accept and agree to the [Terms and Conditions](#) of use.

Product Specifications

[Application Specification](#)

English