

1-207441-0 ✓ ACTIVE

AMP | AMP Metrimate

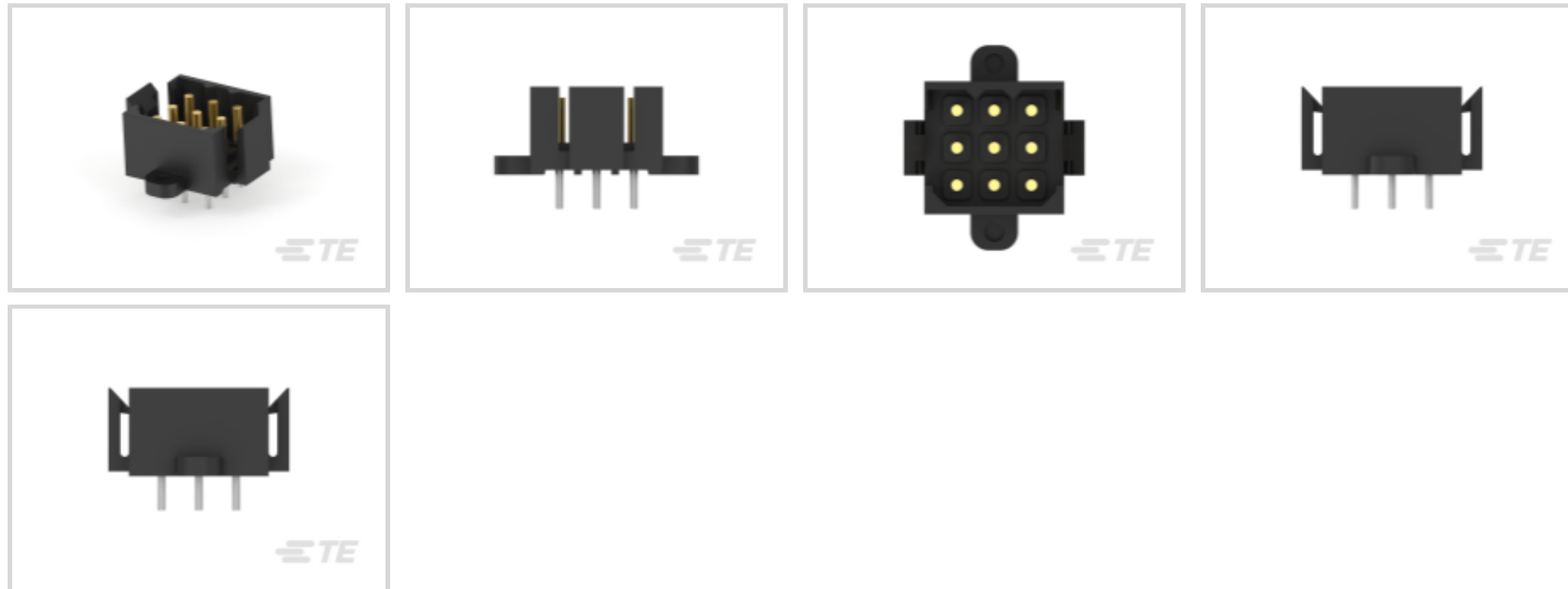
TE Internal #: 1-207441-0

PCB Mount Header, Vertical, Wire-to-Board, 9 Position, 5 mm [.197 in] Centerline, Fully Shrouded, Gold, Through Hole - Solder, AMP Metrimate

[View on TE.com >](#)



Connectors > PCB Connectors > PCB Headers & Receptacles



EU RoHS Compliance: **Compliant**

EU ELV Compliance: **Compliant**

PCB Connector Assembly Type: **PCB Mount Header**

PCB Mount Orientation: **Vertical**

Connector System: **Wire-to-Board**

## Features

### Other

EU RoHS Compliance	Compliant
EU ELV Compliance	Compliant

### Product Type Features

PCB Connector Assembly Type	PCB Mount Header
Connector System	Wire-to-Board
Header Type	Fully Shrouded
Sealable	No
Connector & Contact Terminates To	Printed Circuit Board

### Configuration Features

Number of Columns	3
Number of Loaded Positions	9
Connector Contact Load Condition	Fully Loaded
PCB Mount Orientation	Vertical
Number of Positions	9



Number of Rows	3
----------------	---

### Electrical Characteristics

Operating Voltage	600 VDC
-------------------	---------

### Body Features

Primary Product Color	Black
-----------------------	-------

### Contact Features

Contact Underplating Material	Nickel
-------------------------------	--------

Mating Pin Diameter	1.75 mm[.069 in]
---------------------	------------------

Contact Underplating Material Thickness	1.27 $\mu$ m[50 $\mu$ in]
---	---------------------------

PCB Contact Termination Area Plating Material Finish	Matte
--	-------

Contact Mating Area Plating Material Thickness	.76 $\mu$ m[29.92 $\mu$ in]
--	-----------------------------

PCB Contact Termination Area Plating Material Thickness	3.81 $\mu$ m[150 $\mu$ in]
---	----------------------------

Contact Layout	Matrix
----------------	--------

Contact Base Material	Brass
-----------------------	-------

PCB Contact Termination Area Plating Material	Tin
---	-----

Contact Mating Area Plating Material Finish	Bright
---	--------

Contact Mating Area Plating Material	Gold
--------------------------------------	------

Contact Type	Pin
--------------	-----

Contact Current Rating (Max)	7.5 A
------------------------------	-------

### Termination Features

Termination Post & Tail Diameter	.99 mm[.039 in]
----------------------------------	-----------------

Termination Method to PCB	Through Hole - Solder
---------------------------	-----------------------

### Mechanical Attachment

Mating Retention	With
------------------	------

Mating Alignment Type	Polarization
-----------------------	--------------

PCB Mount Retention Type	Screw Mount
--------------------------	-------------

PCB Mount Retention	With
---------------------	------

PCB Mount Alignment	Without
---------------------	---------

Connector Mounting Type	Board Mount
-------------------------	-------------

Mating Alignment	With
------------------	------

### Housing Features

Housing Material	PA 66
------------------	-------



Centerline (Pitch) 5 mm [.197 in]

**Dimensions**

Row-to-Row Spacing	5 mm [.197 in]
Connector Width	18.72 mm [.737 in]
Connector Height	11.79 mm [.464 in]
Connector Length	17.78 mm [.7 in]

**Usage Conditions**

Operating Temperature (Max)	130 °C [266 °F]
Operating Temperature Range	-55 – 130 °C [-67 – 266 °F]

**Operation/Application**

Circuit Application	Power & Signal
---------------------	----------------

**Industry Standards**

Compatible With Agency/Standards Products	UL, VDE, CSA
UL Flammability Rating	UL 94V-0

**Packaging Features**

Packaging Quantity	70
Packaging Method	Tray

**Product Compliance**

[For compliance documentation, visit the product page on TE.com>](#)

EU RoHS Directive 2011/65/EU	Compliant
EU ELV Directive 2000/53/EC	Compliant
China RoHS 2 Directive MIIT Order No 32, 2016	No Restricted Materials Above Threshold
EU REACH Regulation (EC) No. 1907/2006	Current ECHA Candidate List: JUNE 2024 (241) Candidate List Declared Against: JUNE 2024 (241) Does not contain REACH SVHC
Halogen Content	Not Low Halogen - contains Br or Cl > 900 ppm.
Solder Process Capability	Not reviewed for solder process capability

Product Compliance Disclaimer


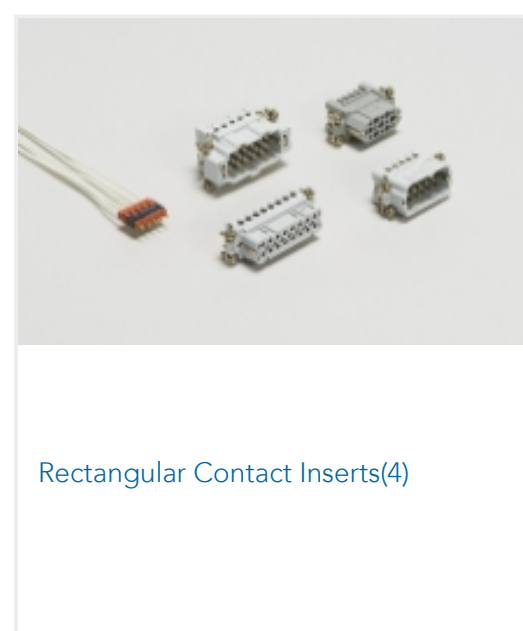

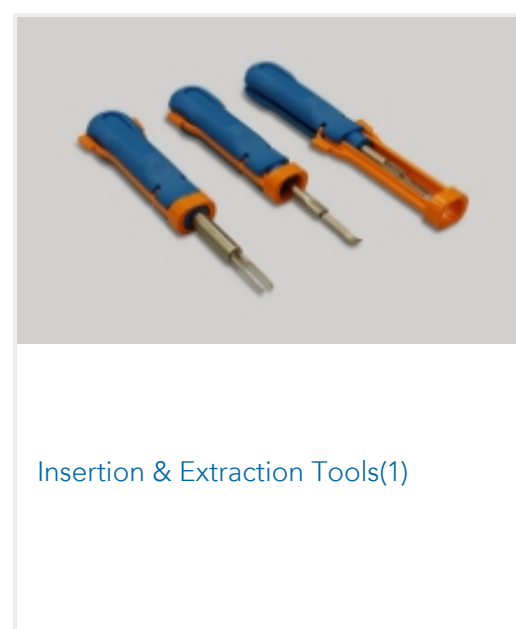

This information is provided based on reasonable inquiry of our suppliers and represents our current actual knowledge based on the information they provided. This information is subject to change. The part numbers that TE has identified as EU RoHS compliant have a maximum concentration of 0.1% by weight in homogenous materials for lead, hexavalent

chromium, mercury, PBB, PBDE, DBP, BBP, DEHP, DIBP, and 0.01% for cadmium, or qualify for an exemption to these limits as defined in the Annexes of Directive 2011/65/EU (RoHS2). Finished electrical and electronic equipment products will be CE marked as required by Directive 2011/65/EU. Components may not be CE marked. Additionally, the part numbers that TE has identified as EU ELV compliant have a maximum concentration of 0.1% by weight in homogenous materials for lead, hexavalent chromium, and mercury, and 0.01% for cadmium, or qualify for an exemption to these limits as defined in the Annexes of Directive 2000/53/EC (ELV). Regarding the REACH Regulation, the information TE provides on SVHC in articles for this part number is based on the latest European Chemicals Agency (ECHA) 'Guidance on requirements for substances in articles' posted at this URL: <https://echa.europa.eu/guidance-documents/guidance-on-reach>

## Compatible Parts




## Also in the Series | AMP Metrimate



## Customers Also Bought



TE Part #641974-3  
12P UMNL PIN HDR ASSY 94VO LF



TE Part #85829-4  
04 MODI HDR SRST .156CL



TE Part #207444-8  
METRIMATE PIN HEADER ASSY,18P



TE Part #207378-7  
METRIMATE PIN HEADER ASSY,6P



TE Part #322310  
TERMINAL,PI FLAG R 16-14 14



TE Part #5-1415020-1  
RT134012F



TE Part #201368-4  
75 PL. EXTERNAL PIN HOOD

## Documents

### Product Drawings

[METRIMATE PIN HDR ASY,9P LF](#)

English

### CAD Files

[3D PDF](#)

English

**Customer View Model**

[ENG\\_CVM\\_1-207441-0\\_M.2d\\_dxf.zip](#)

English

**Customer View Model**

[ENG\\_CVM\\_1-207441-0\\_M.3d\\_igs.zip](#)

English

**Customer View Model**

[ENG\\_CVM\\_1-207441-0\\_M.3d\\_stp.zip](#)

English

[3D PDF](#)

3D

**Customer View Model**

[ENG\\_CVM\\_CVM\\_1-207441-0\\_S.2d\\_dxf.zip](#)

English

**Customer View Model**

[ENG\\_CVM\\_CVM\\_1-207441-0\\_S.3d\\_igs.zip](#)

English

**Customer View Model**

[ENG\\_CVM\\_CVM\\_1-207441-0\\_S.3d\\_stp.zip](#)

English



By downloading the CAD file I accept and agree to the [Terms and Conditions](#) of use.

### Datasheets & Catalog Pages

[METRIMATE\\_PIN\\_SOCKET\\_CATALOG](#)

English

### Product Specifications

[Product Specification](#)

English

### Agency Approvals

[CSA Certificate](#)

English