



**SIAMEZE**

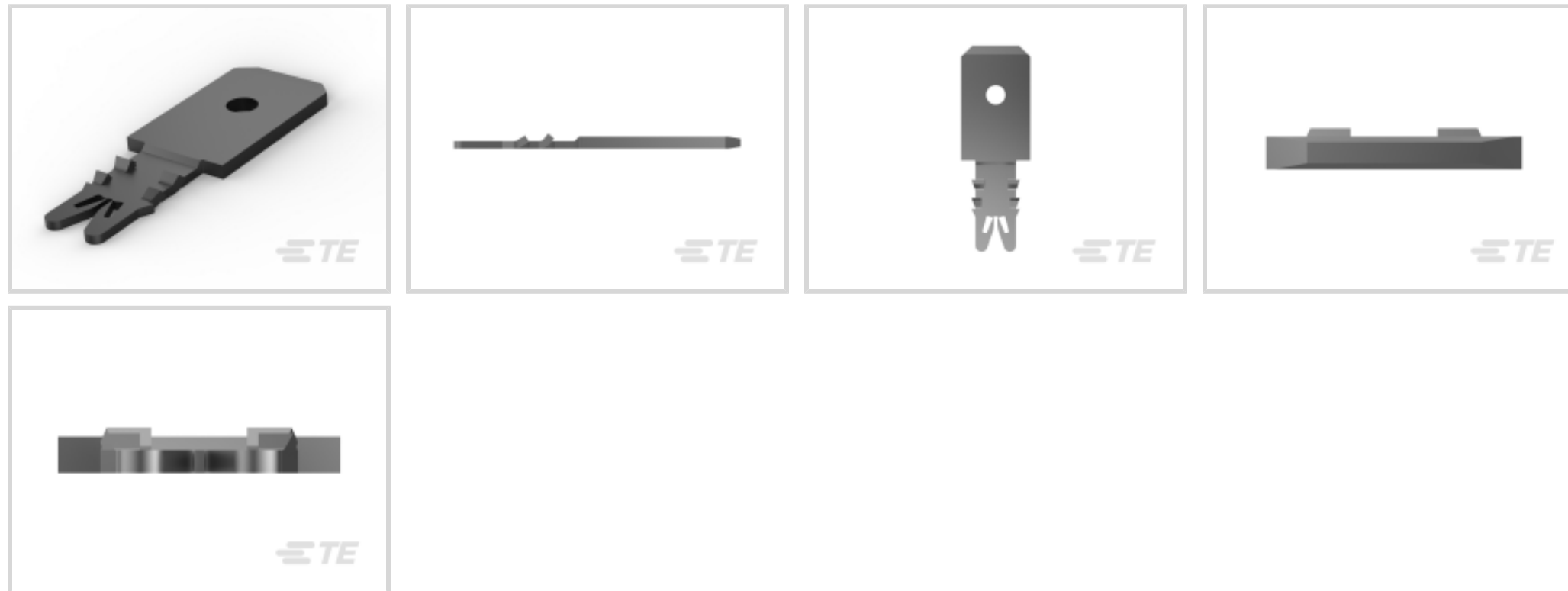
TE Internal #: 4-1601002-2

Tab, Mating Tab Width 6.35 mm [.25 in], .16 – 1.02 mm Magnet

Wire, 34 – 18 AWG Magnet Wire, SIAMEZE, Magnet Wire Terminals

[View on TE.com >](#)

Terminals & Splices > Magnet Wire Terminals



Magnet Wire Terminal Type: **Tab**

Mating Tab Width: **6.35 mm [.25 in]**

Mating Tab Thickness: **.81 mm [.032 in]**

Magnet Wire Size: **.16 – 1.02 mm**

**Features**

**Contact Features**

Magnet Wire Terminal Type	Tab
Mating Tab Width	6.35 mm [.25 in]
Mating Tab Thickness	.81 mm [.032 in]
Terminal Plating Material	Tin
Terminal Orientation	Straight

**Dimensions**

Magnet Wire Size	.16 – 1.02 mm
Stock Thickness (Magnet Wire Side)	.51 mm [.02 in]
Product Length	18.92 mm [.745 in]
Terminal Height	8.38 mm [.33 in]

**Termination Features**

Termination Method to Wire & Cable	Insulation Displacement (IDC)
------------------------------------	-------------------------------

**Mechanical Attachment**

Mating Retention Type	Hole, Barbs
-----------------------	-------------

**Packaging Features**



Packaging Method	Bag
------------------	-----

### Operation/Application

Compatible With Wire Base Material	Copper
------------------------------------	--------

### Product Type Features

Compatible With Discrete Wire Type	Solid, Magnet Wire
------------------------------------	--------------------

### Other

EU RoHS Compliance	Compliant
--------------------	-----------

EU ELV Compliance	Compliant
-------------------	-----------

### Usage Conditions

Insulation Option	Uninsulated
-------------------	-------------

## Product Compliance

[For compliance documentation, visit the product page on TE.com>](#)

EU RoHS Directive 2011/65/EU	Compliant
------------------------------	-----------

EU ELV Directive 2000/53/EC	Compliant
-----------------------------	-----------

China RoHS 2 Directive MIIT Order No 32, 2016	No Restricted Materials Above Threshold
---	---

EU REACH Regulation (EC) No. 1907/2006	Current ECHA Candidate List: JUNE 2024 (241) Candidate List Declared Against: JUNE 2024 (241) Does not contain REACH SVHC
--	---

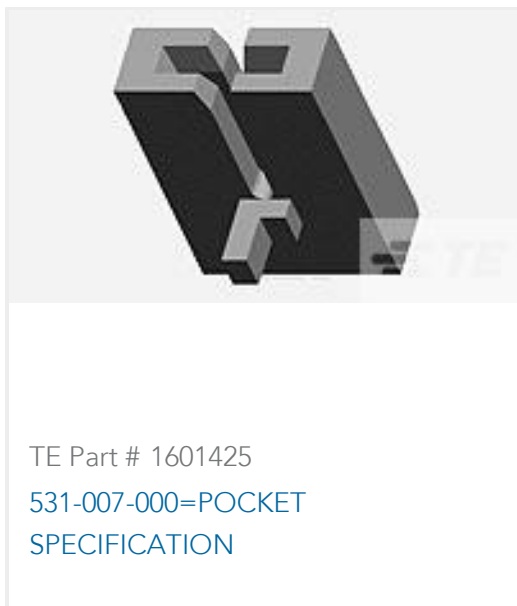
Halogen Content	Low Halogen - Br, Cl, F, I < 900 ppm per homogenous material. Also BFR/CFR/PVC Free
-----------------	---

Solder Process Capability	Not applicable for solder process capability
---------------------------	--

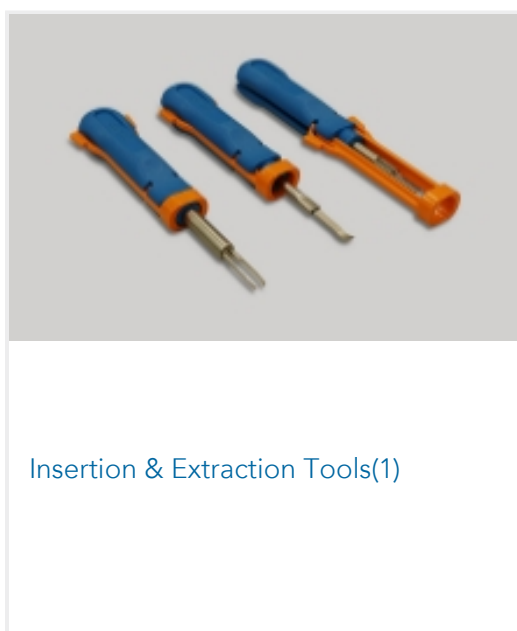
#### Product Compliance Disclaimer

This information is provided based on reasonable inquiry of our suppliers and represents our current actual knowledge based on the information they provided. This information is subject to change. The part numbers that TE has identified as EU RoHS compliant have a maximum concentration of 0.1% by weight in homogenous materials for lead, hexavalent chromium, mercury, PBB, PBDE, DBP, BBP, DEHP, DIBP, and 0.01% for cadmium, or qualify for an exemption to these limits as defined in the Annexes of Directive 2011/65/EU (RoHS2). Finished electrical and electronic equipment products will be CE marked as required by Directive 2011/65/EU. Components may not be CE marked. Additionally, the part numbers that TE has identified as EU ELV compliant have a maximum concentration of 0.1% by weight in homogenous materials for lead, hexavalent chromium, and mercury, and 0.01% for cadmium, or qualify for an exemption to these limits as defined in the Annexes of Directive 2000/53/EC (ELV). Regarding the REACH Regulation, the information TE provides on SVHC in articles for this part number is based on the latest European Chemicals Agency (ECHA) 'Guidance on requirements for substances in articles' posted at this URL: <https://echa.europa.eu/guidance-documents/guidance-on-reach>

## Compatible Parts



## Also in the Series | SIAMEZE



## Customers Also Bought





## Documents

### Product Drawings

[031-004-002=TAB,250X032,STDSMZ](#)

English

[031-004-002=TAB,250X032,STDSMZ](#)

English

### CAD Files

[3D PDF](#)

3D

Customer View Model

[ENG\\_CVM\\_CVM\\_4-1601002-2\\_G.2d\\_dxf.zip](#)

English

Customer View Model

[ENG\\_CVM\\_CVM\\_4-1601002-2\\_G.3d\\_igs.zip](#)

English

Customer View Model

[ENG\\_CVM\\_CVM\\_4-1601002-2\\_G.3d\\_stp.zip](#)

English

Customer View Model

[ENG\\_CVM\\_4-1601002-2\\_D2.3d\\_igs.zip](#)

English

Customer View Model

[ENG\\_CVM\\_4-1601002-2\\_D2.3d\\_stp.zip](#)

English

Customer View Model

[ENG\\_CVM\\_4-1601002-2\\_D2.2d\\_dxf.zip](#)

English



### 3D PDF

English

By downloading the CAD file I accept and agree to the [Terms and Conditions](#) of use.

### Datasheets & Catalog Pages

[1654742\\_HOUSEHOLD\\_APPLIANCES\\_RAST5](#)

English

### Magnet Wire Terminals & Splices

English

[1-1773702-7\\_IDC\\_Magnet\\_Wire](#)

English

### Product Specifications

[Application Specification](#)

English

### Agency Approvals

[UL Report](#)

English