



Connectors > PCB Connectors > PCB Headers & Receptacles

EU RoHS Compliance: **Compliant**EU ELV Compliance: **Compliant**PCB Connector Assembly Type: **PCB Mount Header**PCB Mount Orientation: **Right Angle**Connector System: **Board-to-Board**

Features

Other

EU RoHS Compliance	Compliant
--------------------	-----------

EU ELV Compliance	Compliant
-------------------	-----------

Product Type Features

PCB Connector Assembly Type	PCB Mount Header
-----------------------------	------------------

Connector System	Board-to-Board
------------------	----------------

Header Type	Breakaway
-------------	-----------

Sealable	No
----------	----

Connector & Contact Terminates To	Printed Circuit Board
-----------------------------------	-----------------------

Configuration Features

Connector Contact Load Condition	Fully Loaded
----------------------------------	--------------

Board-to-Board Configuration	Perpendicular
------------------------------	---------------

PCB Mount Orientation	Right Angle
-----------------------	-------------

Number of Positions	10
---------------------	----

Number of Rows	2
----------------	---

Electrical Characteristics

Insulation Resistance	5000 MΩ
-----------------------	---------

Dielectric Withstanding Voltage (Max)	750 Vrms
---------------------------------------	----------

Body Features



Primary Product Color	Green
-----------------------	-------

Contact Features

Contact Underplating Material	Nickel
Contact Mating Area Plating Material Thickness	3 μ m[118.11 μ in]
Mating Square Post Dimension	.63 mm[.025 in]
PCB Contact Termination Area Plating Material Thickness	2 μ m
Contact Shape & Form	Square
Contact Base Material	Phosphor Bronze
PCB Contact Termination Area Plating Material	Tin
Contact Mating Area Plating Material	Tin
Contact Type	Pin
Contact Current Rating (Max)	5 A

Termination Features

Termination Post & Tail Length	3.2 mm[.126 in]
Square Termination Post & Tail Dimension	.63 mm[.025 in]
Termination Method to PCB	Through Hole - Solder

Mechanical Attachment

PCB Mount Retention	Without
PCB Mount Alignment	Without
Connector Mounting Type	Board Mount
Mating Alignment	Without

Housing Features

Housing Material	PBT
Centerline (Pitch)	2.54 mm[.1 in]

Dimensions

Row-to-Row Spacing	2.54 mm[.1 in]
PCB Thickness (Recommended)	1.57 mm[.062 in]

Usage Conditions

Housing Temperature Rating	Standard
Operating Temperature Range	-65 – 105 $^{\circ}$ C[-85 – 221 $^{\circ}$ F]

Operation/Application

Circuit Application	Signal
---------------------	--------



Industry Standards

UL Flammability Rating	UL 94V-0
------------------------	----------

Packaging Features

Packaging Quantity	300
Packaging Method	Carton

Product Compliance

[For compliance documentation, visit the product page on TE.com>](#)

EU RoHS Directive 2011/65/EU	Compliant
EU ELV Directive 2000/53/EC	Compliant
China RoHS 2 Directive MIIT Order No 32, 2016	No Restricted Materials Above Threshold
EU REACH Regulation (EC) No. 1907/2006	Current ECHA Candidate List: JUNE 2024 (241) Candidate List Declared Against: JUNE 2024 (241) Does not contain REACH SVHC
Halogen Content	Not Low Halogen - contains Br or Cl > 900 ppm.
Solder Process Capability	Wave solder capable to 265°C

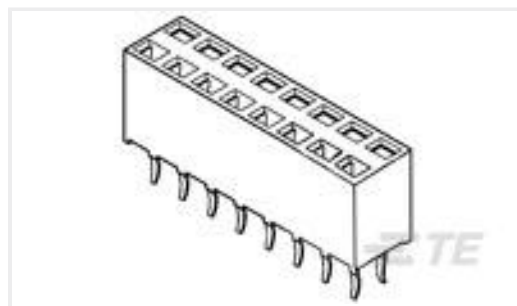
Product Compliance Disclaimer

This information is provided based on reasonable inquiry of our suppliers and represents our current actual knowledge based on the information they provided. This information is subject to change. The part numbers that TE has identified as EU RoHS compliant have a maximum concentration of 0.1% by weight in homogenous materials for lead, hexavalent chromium, mercury, PBB, PBDE, DBP, BBP, DEHP, DIBP, and 0.01% for cadmium, or qualify for an exemption to these limits as defined in the Annexes of Directive 2011/65/EU (RoHS2). Finished electrical and electronic equipment products will be CE marked as required by Directive 2011/65/EU. Components may not be CE marked. Additionally, the part numbers that TE has identified as EU ELV compliant have a maximum concentration of 0.1% by weight in homogenous materials for lead, hexavalent chromium, and mercury, and 0.01% for cadmium, or qualify for an exemption to these limits as defined in the Annexes of Directive 2000/53/EC (ELV). Regarding the REACH Regulation, the information TE provides on SVHC in articles for this part number is based on the latest European Chemicals Agency (ECHA) 'Guidance on requirements for substances in articles' posted at this URL: <https://echa.europa.eu/guidance-documents/guidance-on-reach>

Compatible Parts




TE Part # 925367-5
MOD 4 REC.HSG 2X05P




TE Part # 215310-5
2X5P HV100 REC CON. TE, 8.5MM,TIN



TE Part # 1355347-5
2x5P HV100 REC. CON, SMD, TIN, BLISTER



TE Part # 215308-5
2X 5P HV100 REC CON. TE, 7.0MM, TIN



TE Part # 216603-5
2X 5P HV190FEDERLEI


Also in the Series | AMPMODU Headers



Connector Contacts(52)



Connector Hardware(1)




PCB Headers & Receptacles(1618)




Wire-to-Board Connector Assemblies & Housings(5)


Customers Also Bought



TE Part #640457-5
05P MTA100 HDR ASSY SQ R/A F/L



TE Part #2-1761606-9
IDC LOW PRO HDR 26P VERT LG LA



TE Part #3-1761606-3
IDC LOW PRO HDR 40P VERT LG LA




TE Part #1-640445-3
13P MTA156 HDR ASSY FL/STR SN



TE Part #2029030-2
2P MICRO MNL HDR ASY SR SIDE L



TE Part #5406514-2
MJ,RJ11,SMT,6/6,GRAY,13" REEL



TE Part #215877-1
8/8 PCB MOD.JACK SE



TE Part #1217126-2
250 FASTON,PCB TAB,TPBR



Documents

Product Drawings

[5P MOD2 STIFT LEI](#)

English

[5P MOD2 STIFT LEI](#)

English

CAD Files

[3D PDF](#)

3D

Customer View Model

[ENG_CVM_CVM_826953-5_M.2d_dxf.zip](#)

English

Customer View Model

[ENG_CVM_CVM_826953-5_M.3d_igs.zip](#)

English

Customer View Model

[ENG_CVM_CVM_826953-5_M.3d_stp.zip](#)

English

By downloading the CAD file I accept and agree to the [Terms and Conditions](#) of use.

Agency Approvals

[UL Report](#)

English