

1734035-4 ✓ ACTIVE

TE Internal #: 1734035-4

B, 2.0, Mini Profile, Receptacle, 1 Port, Top, Right Angle, Tape & Reel, Flush, Surface Mount, Cable-to-Board, 5000, 5 Position, USB Connectors

[View on TE.com >](#)



Connectors > Audio & Video Connectors > USB Connectors



USB Adapter Type: **B**

USB Version: **2.0**

Connector Profile: **Mini**

Connector & Housing Type: **Receptacle**

Number of Ports: **1**

## Features

### Product Type Features

USB Adapter Type	B
USB Version	2.0
Connector & Housing Type	Receptacle
Connector System	Cable-to-Board
Connector & Contact Terminates To	Printed Circuit Board
USB Connector Type	Mini USB 2.0 Type-B
Integral Locking Latch	Without

### Body Features

Connector Profile	Mini
Shell Plating Material	Nickel
Offset	0 mm

### Configuration Features

Number of Ports	1
Number of Positions	5



### Mechanical Attachment

PCB Mount Location	Top
PCB Connector Seating	Flush
PCB Mount Retention Type	SMT Hold-Down
Connector Mounting Type	Board Mount
Locking Feature	With
PCB Mount Alignment Type	Locating Posts

### Housing Features

Body Orientation	Right Angle
Centerline (Pitch)	.8 mm[.031 in]
Housing Color	Black
Housing Material	PA 9T GF

### Packaging Features

Packaging Method	Tape & Reel
Packaging Quantity	700

### Termination Features

Termination Method to PCB	Surface Mount
Termination Post & Tail Length	1.15 mm[.045 in]

### Usage Conditions

Soldering Temperature (Max)	260 °C[500 °F]
Mating Cycles (Max)	5000
Operating Temperature Range	-40 – 85 °C[-40 – 185 °F]

### Contact Features

Contact Current Rating (Max)	1 A
Contact Mating Area Plating Material Thickness	.76 µm[29.92 µin]
Contact Mating Area Plating Material	Gold Flash over Palladium Nickel

### Operation/Application

Circuit Application	Power & Signal
Halogen Free	No
Assembly Process Feature	Carrier Tape

### Other

EU RoHS Compliance	Compliant
--------------------	-----------



EU ELV Compliance

Compliant

### Dimensions

PCB Thickness (Recommended)

1.57 mm[.062 in]

### Industry Standards

Industry Standard

USB 2.0

Moisture Sensitivity Level

1

UL Flammability Rating

UL 94V-0

### Product Compliance

[For compliance documentation, visit the product page on TE.com>](#)

EU RoHS Directive 2011/65/EU

Compliant

EU ELV Directive 2000/53/EC

Compliant

China RoHS 2 Directive MIIT Order No 32, 2016

No Restricted Materials Above Threshold

EU REACH Regulation (EC) No. 1907/2006

Current ECHA Candidate List: JUNE 2024 (241)  
 Candidate List Declared Against: JUNE 2023 (235)  
 Does not contain REACH SVHC

Halogen Content

Not Low Halogen - contains Br or Cl &gt; 900 ppm.

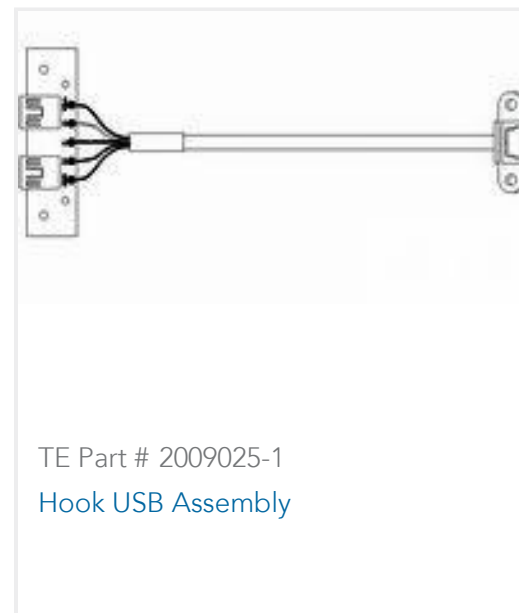

Solder Process Capability

Reflow solder capable to 245°C

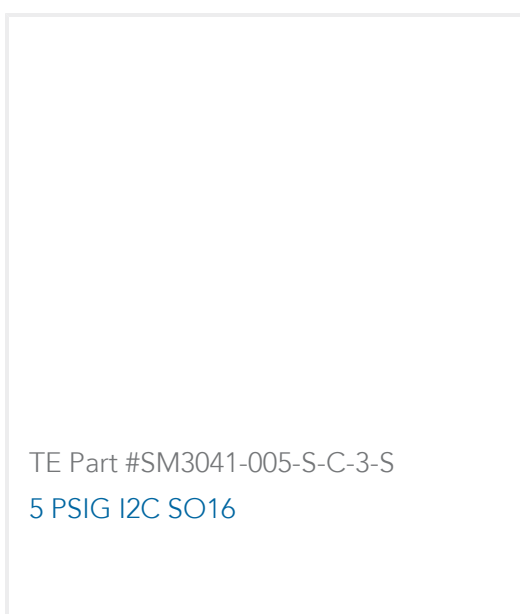
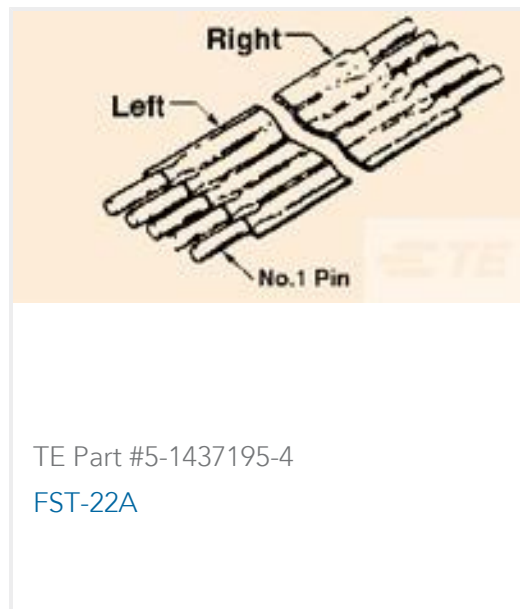
#### Product Compliance Disclaimer

This information is provided based on reasonable inquiry of our suppliers and represents our current actual knowledge based on the information they provided. This information is subject to change. The part numbers that TE has identified as EU RoHS compliant have a maximum concentration of 0.1% by weight in homogenous materials for lead, hexavalent chromium, mercury, PBB, PBDE, DBP, BBP, DEHP, DIBP, and 0.01% for cadmium, or qualify for an exemption to these limits as defined in the Annexes of Directive 2011/65/EU (RoHS2). Finished electrical and electronic equipment products will be CE marked as required by Directive 2011/65/EU. Components may not be CE marked. Additionally, the part numbers that TE has identified as EU ELV compliant have a maximum concentration of 0.1% by weight in homogenous materials for lead, hexavalent chromium, and mercury, and 0.01% for cadmium, or qualify for an exemption to these limits as defined in the Annexes of Directive 2000/53/EC (ELV). Regarding the REACH Regulation, the information TE provides on SVHC in articles for this part number is based on the latest European Chemicals Agency (ECHA) 'Guidance on requirements for substances in articles' posted at this URL: <https://echa.europa.eu/guidance-documents/guidance-on-reach>

### Compatible Parts



## Customers Also Bought



## Documents

[CAD Files](#)

[3D PDF](#)

[3D](#)

[Customer View Model](#)

[ENG\\_CVM\\_CVM\\_1734035-4\\_F.2d\\_dxf.zip](#)

English

[Customer View Model](#)

[ENG\\_CVM\\_CVM\\_1734035-4\\_F.3d\\_igs.zip](#)

English



### Customer View Model

[ENG\\_CVM\\_CVM\\_1734035-4\\_F.3d\\_stp.zip](#)

English

By downloading the CAD file I accept and agree to the [Terms and Conditions](#) of use.

### Datasheets & Catalog Pages

[Products for Mobile Equipment](#)

English

### Product Specifications

[Crimping Drawer Connector Contacts](#)

English

[Application Specification](#)

English

### Agency Approvals

[UL Report](#)

English