

1658525-3 ✓ ACTIVE

AMPMODU

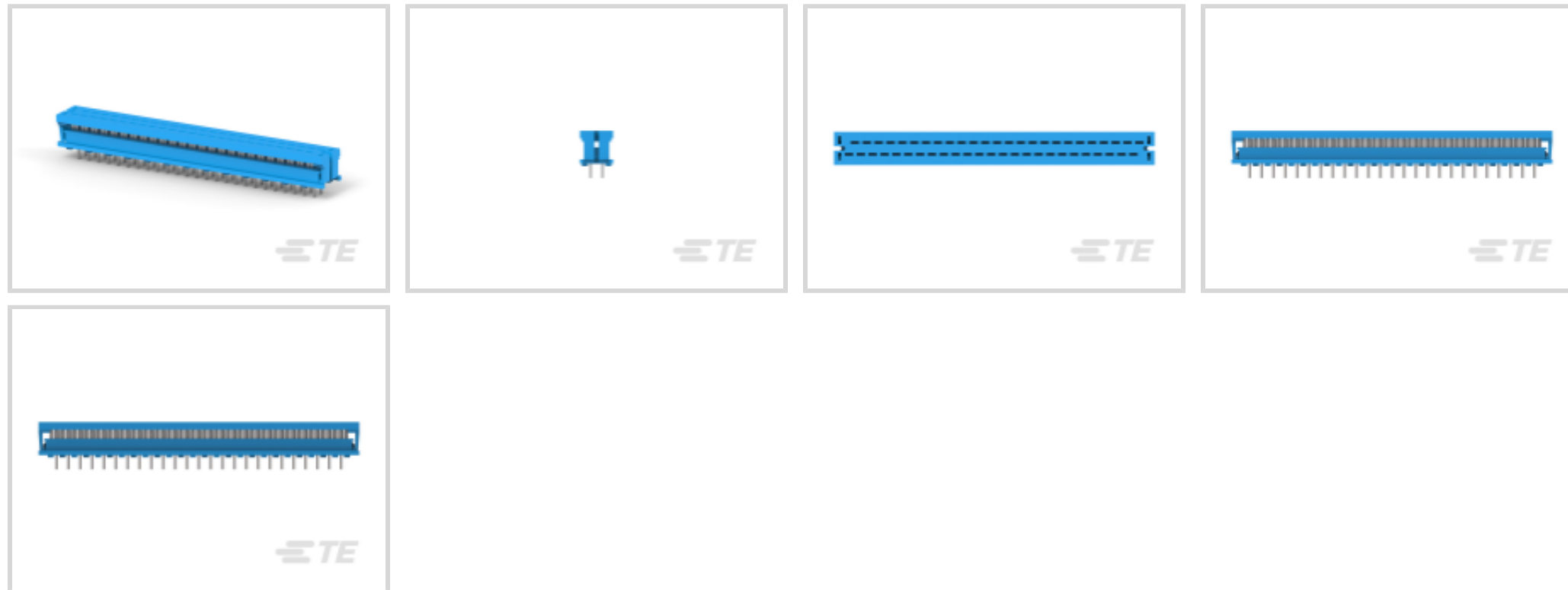
TE Internal #: 1658525-3

Wire-to-Board, 50 Position, 2.54 mm [.1 in] Centerline, Vertical,
Through Hole - Solder, 2 Row, Plug, Ribbon Cable Connectors

[View on TE.com >](#)



Connectors > PCB Connectors > Wire-to-Board Connectors > FFC, FPC & Ribbon Connectors > Ribbon Cable Connectors



Connector System: **Wire-to-Board**

Number of Positions: **50**

Centerline (Pitch): **2.54 mm [.1 in]**

PCB Mount Retention: **Without**

PCB Mount Orientation: **Vertical**

Features

Termination Features

	.014 in
Termination Method to PCB	Through Hole - Solder
Rectangular Termination Post & Tail Width	.46 mm[.018 in]
Termination Method to Wire & Cable	Insulation Displacement (IDC)

Product Type Features

Connector System	Wire-to-Board
Connector & Housing Type	Plug
Connector & Contact Terminates To	Printed Circuit Board, Wire & Cable
Ribbon Cable Connector Header Type	Shrouded
Connector Product Type	Connector Assembly

Configuration Features

Number of Positions	50
PCB Mount Orientation	Vertical
Number of Rows	2



Housing Features

Centerline (Pitch)	2.54 mm[.1 in]
--------------------	----------------

Mechanical Attachment

PCB Mount Retention	Without
Mating Retention	Without
Connector Mounting Type	Board Mount

Dimensions

Row-to-Row Spacing	2.54 mm[.1 in]
--------------------	----------------

Contact Features

Contact Current Rating (Max)	1 A
PCB Contact Termination Area Plating Material Thickness	2.54 μ m[100 μ in]
Contact Mating Area Plating Material	Tin
Wire Contact Termination Area Plating Thickness	2.54 μ m[100 μ in]
PCB Contact Termination Area Plating Material	Tin
Wire Contact Termination Area Plating Material	Tin

Operation/Application

Circuit Application	Signal
---------------------	--------

Usage Conditions

Operating Temperature Range	-55 – 125 °C[-67 – 257 °F]
-----------------------------	----------------------------

Other

EU RoHS Compliance	Compliant
EU ELV Compliance	Compliant

Body Features

Primary Product Color	Blue
-----------------------	------

Product Compliance

[For compliance documentation, visit the product page on TE.com>](#)

EU RoHS Directive 2011/65/EU	Compliant
EU ELV Directive 2000/53/EC	Compliant
China RoHS 2 Directive MIIT Order No 32, 2016	No Restricted Materials Above Threshold
EU REACH Regulation (EC) No. 1907/2006	Current ECHA Candidate List: JUNE 2024 (241)



Candidate List Declared Against: JUNE 2024 (241)

Does not contain REACH SVHC

Halogen Content

Not Low Halogen - contains Br or Cl > 900 ppm.

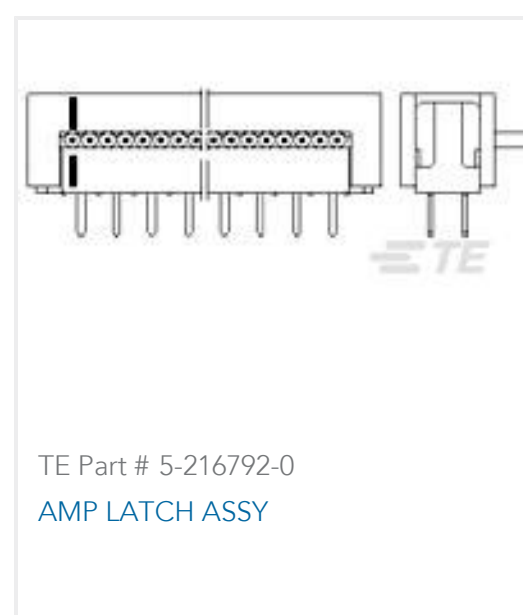
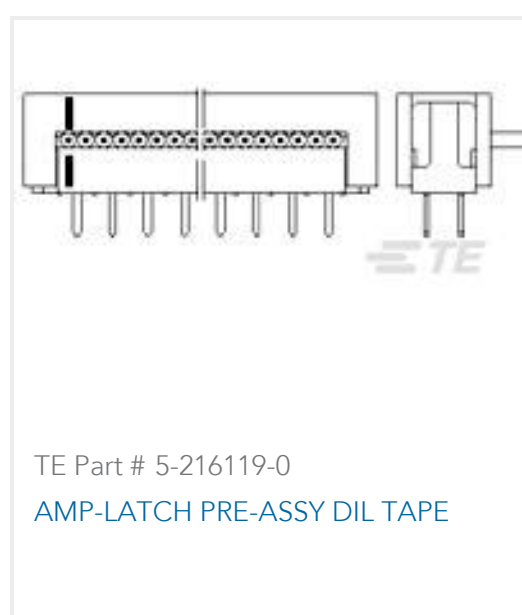
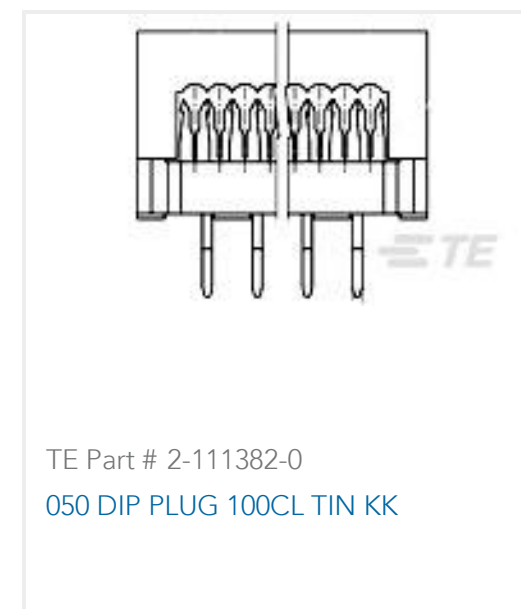
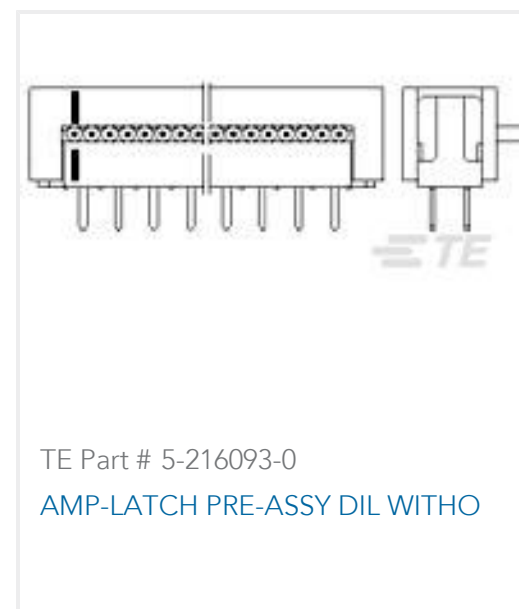
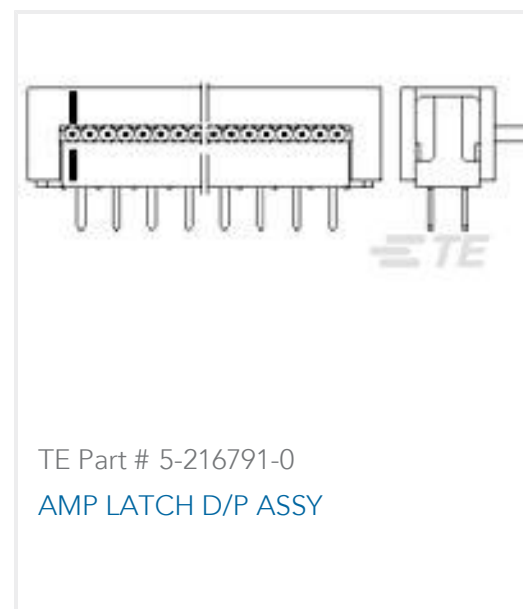
Solder Process Capability

Wave solder capable to 265°C

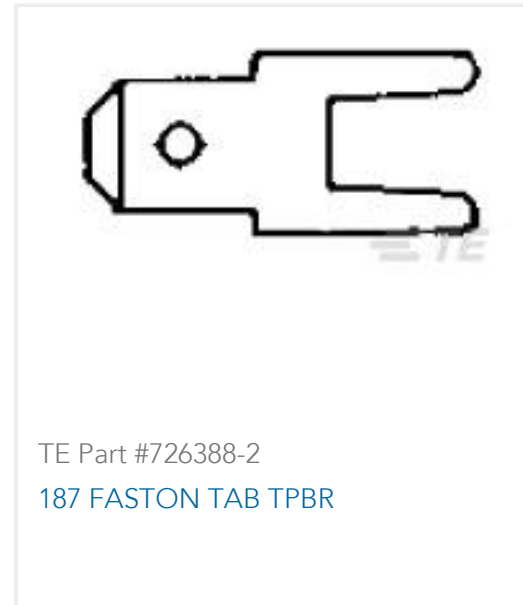

Product Compliance Disclaimer

This information is provided based on reasonable inquiry of our suppliers and represents our current actual knowledge based on the information they provided. This information is subject to change. The part numbers that TE has identified as EU RoHS compliant have a maximum concentration of 0.1% by weight in homogenous materials for lead, hexavalent chromium, mercury, PBB, PBDE, DBP, BBP, DEHP, DIBP, and 0.01% for cadmium, or qualify for an exemption to these limits as defined in the Annexes of Directive 2011/65/EU (RoHS2). Finished electrical and electronic equipment products will be CE marked as required by Directive 2011/65/EU. Components may not be CE marked. Additionally, the part numbers that TE has identified as EU ELV compliant have a maximum concentration of 0.1% by weight in homogenous materials for lead, hexavalent chromium, and mercury, and 0.01% for cadmium, or qualify for an exemption to these limits as defined in the Annexes of Directive 2000/53/EC (ELV). Regarding the REACH Regulation, the information TE provides on SVHC in articles for this part number is based on the latest European Chemicals Agency (ECHA) 'Guidance on requirements for substances in articles' posted at this URL: <https://echa.europa.eu/guidance-documents/guidance-on-reach>

Compatible Parts



Customers Also Bought



Documents

Product Drawings

[622-5053LF, PCB IDC, LEAD FREE](#)

English

CAD Files

[3D PDF](#)

3D

Customer View Model

[ENG_CVM_CVM_1658525-3_B.2d_dxf.zip](#)

English

Customer View Model

[ENG_CVM_CVM_1658525-3_B.3d_igs.zip](#)

English

Customer View Model

[ENG_CVM_CVM_1658525-3_B.3d_stp.zip](#)

English

By downloading the CAD file I accept and agree to the [Terms and Conditions](#) of use.

Datasheets & Catalog Pages

1658525-3

Wire-to-Board, 50 Position, 2.54 mm [.1 in] Centerline, Vertical, Through Hole - Solder, 2 Row, Plug, Ribbon Cable Connectors



Ribbon Cable Interconnect Solutions

English