

1-102241-3 ✓ ACTIVE

AMPMODU | AMPMODU IV/V

TE Internal #: 1-102241-3

Housing, Receptacle, Wire-to-Board, 15 Position, 2.54 mm [.1 in]
Centerline, Crimp, 1 Row, Black, Mating Retention, Wire & Cable,
Signal, AMPMODU IV/V

[View on TE.com >](#)



Connectors > PCB Connectors > Wire-to-Board Connectors > Wire-to-Board Connector Assemblies & Housings



Connector Product Type: **Housing**

Connector & Housing Type: **Receptacle**

Connector System: **Wire-to-Board**

Number of Positions: **15**

Centerline (Pitch): **2.54 mm [.1 in]**

Features

Product Type Features

Connector Product Type	Housing
Connector & Housing Type	Receptacle
Connector System	Wire-to-Board
Connector & Contact Terminates To	Wire & Cable

Configuration Features

Number of Positions	15
Number of Rows	1

Housing Features

Centerline (Pitch)	2.54 mm [.1 in]
Housing Material	Nylon - GF
Housing Entry Configuration	Both Ends Closed

Termination Features

Termination Method to Wire & Cable	Crimp
------------------------------------	-------

Body Features

Primary Product Color	Black
-----------------------	-------

Mechanical Attachment

Mating Retention	With
Strain Relief	Without



Mating Retention Type	Detent Latching
-----------------------	-----------------

Contact Features

Contact Current Rating (Max)	3 A
Contact Layout	Inline
Contact Base Material	Beryllium Copper
Contact Type	Socket

Operation/Application

Circuit Application	Signal
---------------------	--------

Usage Conditions

Operating Temperature Range	-65 – 105 °C[-85 – 221 °F]
-----------------------------	----------------------------

Other

EU RoHS Compliance	Compliant
EU ELV Compliance	Compliant

Electrical Characteristics

Operating Voltage	250 VAC
Termination Resistance	12 mΩ
Dielectric Withstanding Voltage (Max)	750 V
Insulation Resistance	5000 MΩ

Dimensions

Connector Height	4.62 mm[.182 in]
Connector Length	38 mm[1.5 in]

Industry Standards

UL Flammability Rating	UL 94V-0
Compatible With Approved Standards Products	UL E28476, CSA LR7189
Glow Wire Rating	Standard Part - Not Glow Wire

Packaging Features

Packaging Method	Package
Packaging Quantity	1

Product Compliance

[For compliance documentation, visit the product page on TE.com>](#)







EU RoHS Directive 2011/65/EU	Compliant
EU ELV Directive 2000/53/EC	Compliant
China RoHS 2 Directive MIIT Order No 32, 2016	No Restricted Materials Above Threshold
EU REACH Regulation (EC) No. 1907/2006	Current ECHA Candidate List: JUNE 2024 (241) Candidate List Declared Against: JUNE 2024 (241) Does not contain REACH SVHC
Halogen Content	Low Halogen - Br, Cl, F, I < 900 ppm per homogenous material. Also BFR/CFR/PVC Free
Solder Process Capability	Not applicable for solder process capability

Product Compliance Disclaimer



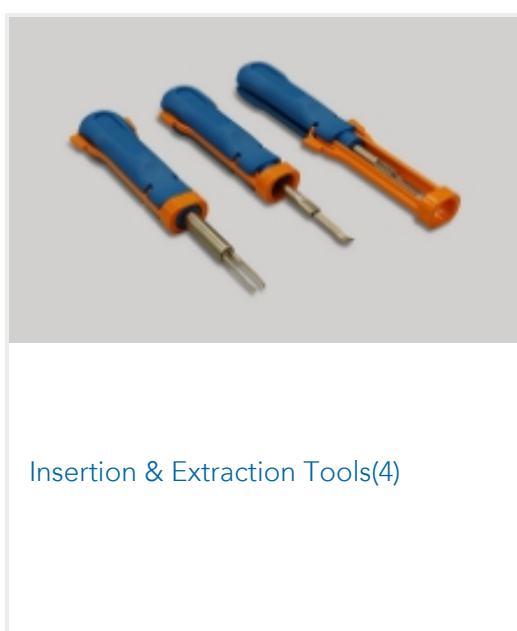
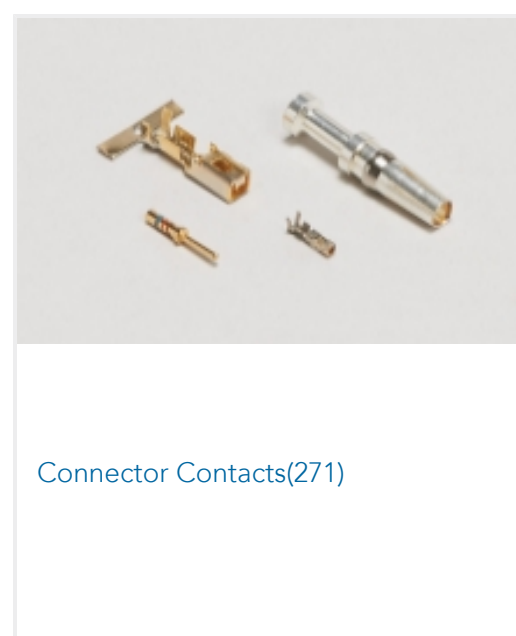

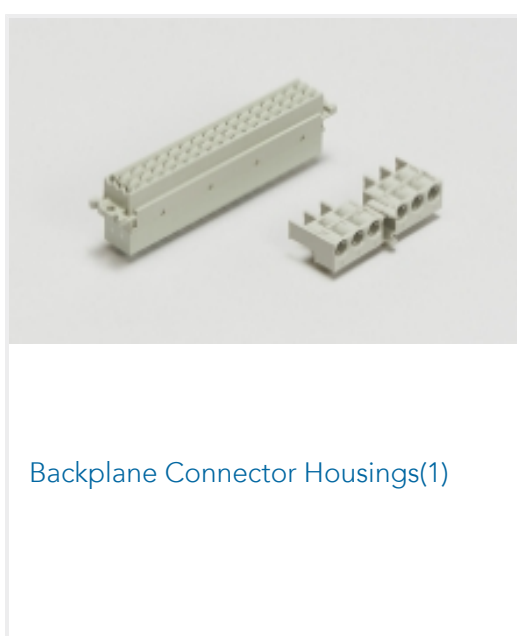
This information is provided based on reasonable inquiry of our suppliers and represents our current actual knowledge based on the information they provided. This information is subject to change. The part numbers that TE has identified as EU RoHS compliant have a maximum concentration of 0.1% by weight in homogenous materials for lead, hexavalent chromium, mercury, PBB, PBDE, DBP, BBP, DEHP, DIBP, and 0.01% for cadmium, or qualify for an exemption to these limits as defined in the Annexes of Directive 2011/65/EU (RoHS2). Finished electrical and electronic equipment products will be CE marked as required by Directive 2011/65/EU. Components may not be CE marked. Additionally, the part numbers that TE has identified as EU ELV compliant have a maximum concentration of 0.1% by weight in homogenous materials for lead, hexavalent chromium, and mercury, and 0.01% for cadmium, or qualify for an exemption to these limits as defined in the Annexes of Directive 2000/53/EC (ELV). Regarding the REACH Regulation, the information TE provides on SVHC in articles for this part number is based on the latest European Chemicals Agency (ECHA) 'Guidance on requirements for substances in articles' posted at this URL: <https://echa.europa.eu/guidance-documents/guidance-on-reach>


Compatible Parts






Also in the Series | **AMPMODU IV/V**





Wire-to-Board Connector Assemblies
& Housings(394)

Customers Also Bought



TE Part #3-102203-4
03 MODII HDR SRRA SHRD .100CL



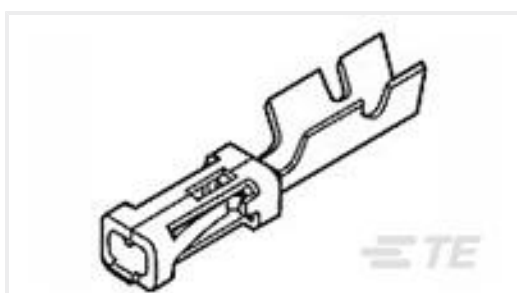
TE Part #102387-6
26 MODIV HSG COMP DR .100 POL



TE Part #102387-9
40 MODIV HSG COMP DR .100 POL



TE Part #102387-3
16 MODIV HSG COMP DR .100 POL




TE Part #87756-7
MOD IV RECP LP



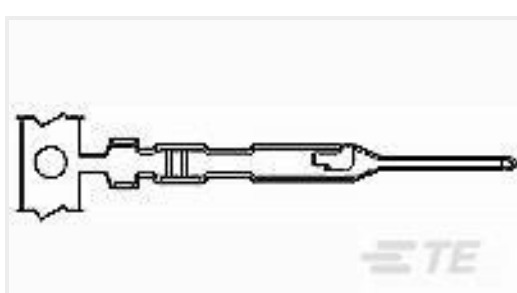
TE Part #1-103653-4
15 MTE SHRD PIN HSG SR LATCH



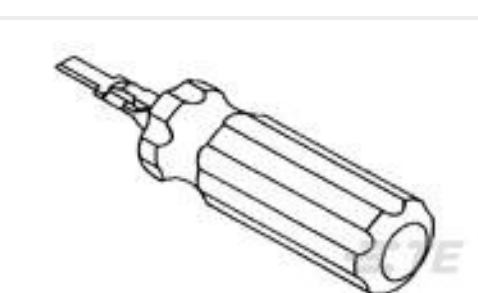
TE Part #1-104257-4
15 MTE RCPT HSG SR LATCH .100



TE Part #1-87499-6
09 MODIV HSG COMP SR .100CL



TE Part #104505-3
MTE PIN LP



TE Part #843996-3
TOOL, EXTRACTION RESET

Documents

CAD Files

Customer View Model

[ENG_CVM_CVM_1-102241-3_AG.3d_igs.zip](#)

English

Customer View Model

[ENG_CVM_CVM_1-102241-3_AG.3d_stp.zip](#)

English

Customer View Model

[ENG_CVM_CVM_1-102241-3_AG.2d_dxf.zip](#)



English

[3D PDF](#)

3D

By downloading the CAD file I accept and agree to the [Terms and Conditions](#) of use.

Datasheets & Catalog Pages

[AMPMODU_INTERCONNECTION_SYSTEM_SECTION5_CONT](#)

English

Product Specifications

[Product Specification](#)

English

Agency Approvals

[UL](#)

English