

5102156-6 ✓ ACTIVE



AMP-LATCH | AMP-LATCH Universal Headers

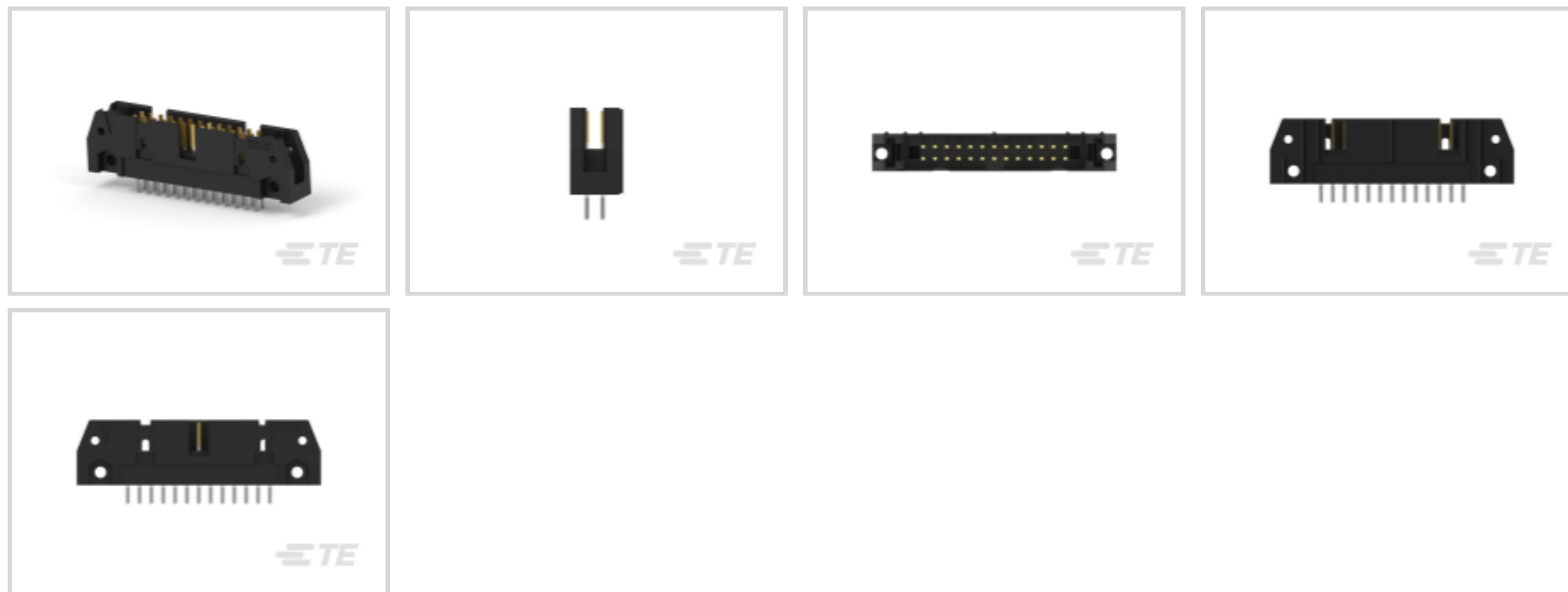
TE Internal #: 5102156-6

Wire-to-Board, 26 Position, 2.54 mm [.1 in] Centerline, Vertical, Through Hole - Solder, 2 Row, AMP-LATCH Universal Headers, Ribbon Cable Connectors

[View on TE.com >](#)

Connectors > PCB Connectors > Wire-to-Board Connectors > FFC, FPC & Ribbon Connectors > Ribbon Cable Connectors >

AMP-LATCH UNIVERSAL HEADERS



Connector System: **Wire-to-Board**

Number of Positions: **26**

Centerline (Pitch): **2.54 mm [.1 in]**

PCB Mount Retention: **Without**

PCB Mount Orientation: **Vertical**

[All AMP-LATCH UNIVERSAL HEADERS \(523\)](#)

Features

Contact Features

	30 μ m
Contact Current Rating (Max)	1 A
Contact Underplating Material	Nickel
Mating Square Post Dimension	.64 mm[.025 in]
PCB Contact Termination Area Plating Material Thickness	2.54 μ m[100 μ m]
Contact Shape & Form	Square
Contact Mating Area Plating Material	Gold Flash over Palladium Nickel, Gold
Contact Base Material	Phosphor Bronze
PCB Contact Termination Area Plating Material	Tin
Contact Type	Pin

Product Type Features

Connector System	Wire-to-Board
------------------	---------------



Connector & Housing Type	Plug
Connector & Contact Terminates To	Printed Circuit Board
Connector Product Type	Connector Assembly
Ribbon Cable Connector Header Type	Universal Ejection Pin Headers

Configuration Features

Number of Positions	26
PCB Mount Orientation	Vertical
Number of Rows	2

Housing Features

Centerline (Pitch)	2.54 mm [.1 in]
Mating Entry Location	Top
Housing Material	Nylon - GF

Mechanical Attachment

PCB Mount Retention	Without
Mating Alignment Type	Dual Polarizing Bar, Center
Mating Retention	With
Mating Retention Type	Ejection Latch
Connector Mounting Type	Board Mount
Panel Mount Feature	Without
Mating Alignment	With
PCB Mount Alignment	Without

Termination Features

Termination Method to PCB	Through Hole - Solder
Termination Post & Tail Diameter	.64 mm [.025 in]
Termination Post & Tail Length	3.94 mm [.155 in]

Dimensions

Row-to-Row Spacing	2.54 mm [.1 in]
Shrouded End Dimension	3.81 mm [.15 in]
PCB Thickness (Recommended)	3.18 mm [.125 in]
Connector Height	13.94 mm [.55 in]
Connector Length	52.32 mm [2.06 in]

Body Features



Connector Profile	Standard
-------------------	----------

Primary Product Color	Black
-----------------------	-------

Operation/Application

Circuit Application	Signal
---------------------	--------

Usage Conditions

Operating Temperature Range	-65 – 105 °C[-85 – 221 °F]
-----------------------------	----------------------------

Housing Temperature Rating	High
----------------------------	------

Other

EU RoHS Compliance	Compliant
--------------------	-----------

EU ELV Compliance	Compliant
-------------------	-----------

Electrical Characteristics

Operating Voltage	250 VAC
-------------------	---------

Insulation Resistance	5000 MΩ
-----------------------	---------

Industry Standards

UL Flammability Rating	UL 94V-0
------------------------	----------

Packaging Features

Packaging Quantity	60
--------------------	----

Packaging Method	Tray
------------------	------

Product Compliance

[For compliance documentation, visit the product page on TE.com>](#)

EU RoHS Directive 2011/65/EU	Compliant
------------------------------	-----------

EU ELV Directive 2000/53/EC	Compliant
-----------------------------	-----------

China RoHS 2 Directive MIIT Order No 32, 2016	No Restricted Materials Above Threshold
---	---

EU REACH Regulation (EC) No. 1907/2006	Current ECHA Candidate List: JUNE 2024 (241) Candidate List Declared Against: JUNE 2024 (241) Does not contain REACH SVHC
--	---

Halogen Content	Not Low Halogen - contains Br or Cl > 900 ppm.
-----------------	--

Solder Process Capability	Wave solder capable to 265°C
---------------------------	------------------------------


Product Compliance Disclaimer

This information is provided based on reasonable inquiry of our suppliers and represents our current actual knowledge based on the information they provided. This information is subject to change. The part numbers that TE has identified as EU RoHS compliant have a maximum concentration of 0.1% by weight in homogenous materials for lead, hexavalent chromium, mercury, PBB, PBDE, DBP, BBP, DEHP, DIBP, and 0.01% for cadmium, or qualify for an exemption to these limits as defined in the Annexes of Directive 2011/65/EU (RoHS2). Finished electrical and electronic equipment products will be CE marked as required by Directive 2011/65/EU. Components may not be CE marked. Additionally, the part numbers that TE has identified as EU ELV compliant have a maximum concentration of 0.1% by weight in homogenous materials for lead, hexavalent chromium, and mercury, and 0.01% for cadmium, or qualify for an exemption to these limits as defined in the Annexes of Directive 2000/53/EC (ELV). Regarding the REACH Regulation, the information TE provides on SVHC in articles for this part number is based on the latest European Chemicals Agency (ECHA) 'Guidance on requirements for substances in articles' posted at this URL: <https://echa.europa.eu/guidance-documents/guidance-on-reach>

Compatible Parts



Also in the Series | **AMP-LATCH Universal Headers**



Connector Hardware(13)




Ribbon Cable Connectors(523)

Customers Also Bought



TE Part #5786555-7
68 50SR VRT RCPT, FL TOP, ACT PN



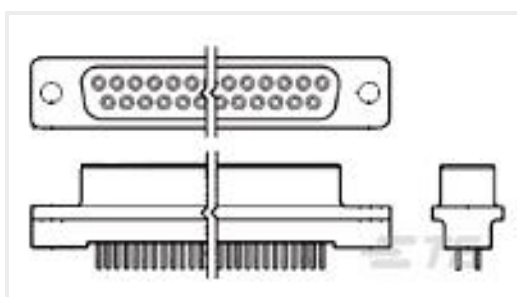
TE Part #1-5102156-0
AMP-LATCH UNIVERSAL HEADERS




TE Part #102312-2
UNIVERSAL HEADER LATCH



TE Part #5745072-4
HD-20 PLUG 15P VERT FFSCRLK



TE Part #5745079-6
HD-20 RCPT 37P VERT FFSCRLK



TE Part #2-87962-4
50 MODII HORZ DR CE 100CL/115

Documents

Product Drawings

[A/L UNIV HDR 26P VERT](#)

English

CAD Files

[3D PDF](#)

3D

Customer View Model

[ENG_CVM_CVM_5102156-6_C.2d_dxf.zip](#)

English

Customer View Model

[ENG_CVM_CVM_5102156-6_C.3d_igs.zip](#)

English

Customer View Model

[ENG_CVM_CVM_5102156-6_C.3d_stp.zip](#)

English

By downloading the CAD file I accept and agree to the [Terms and Conditions](#) of use.



Datasheets & Catalog Pages

[AMPMODU_INTERCONNECTION_SYSTEM_SECTION5](#)

English

[Ribbon Cable Interconnect Solutions](#)

English

Product Specifications

[Product Specification](#)

English

Agency Approvals

[Agency Approval Document](#)

English