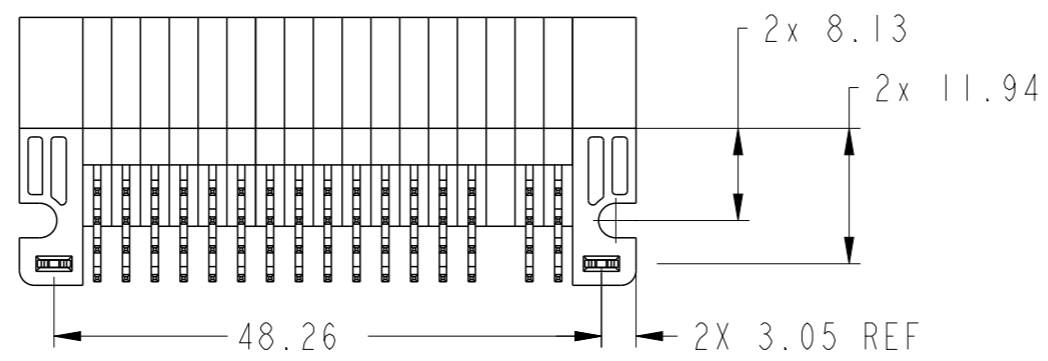
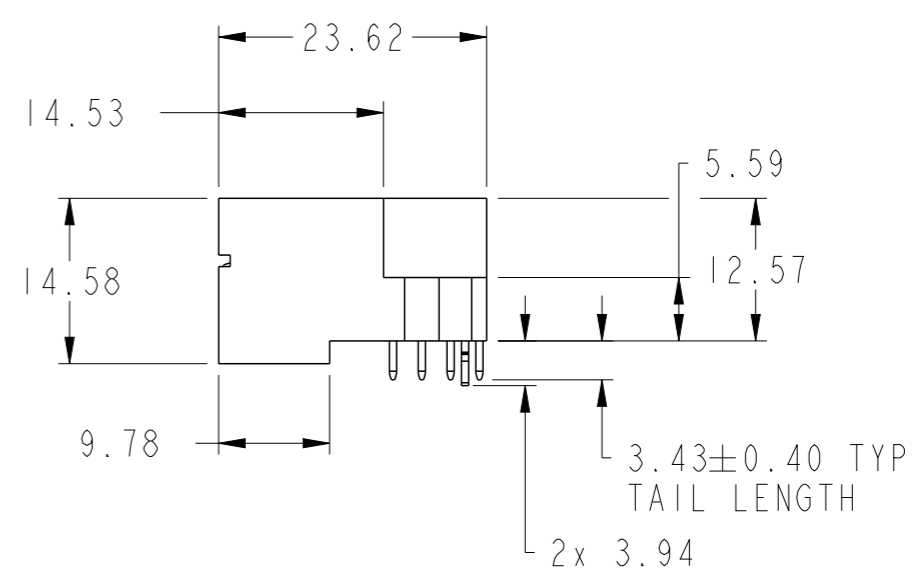
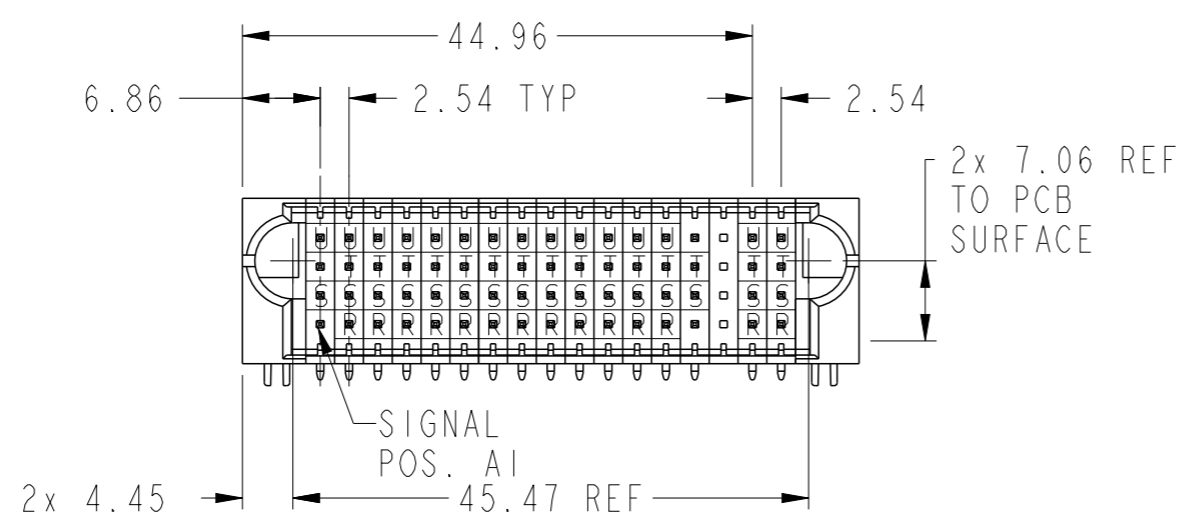
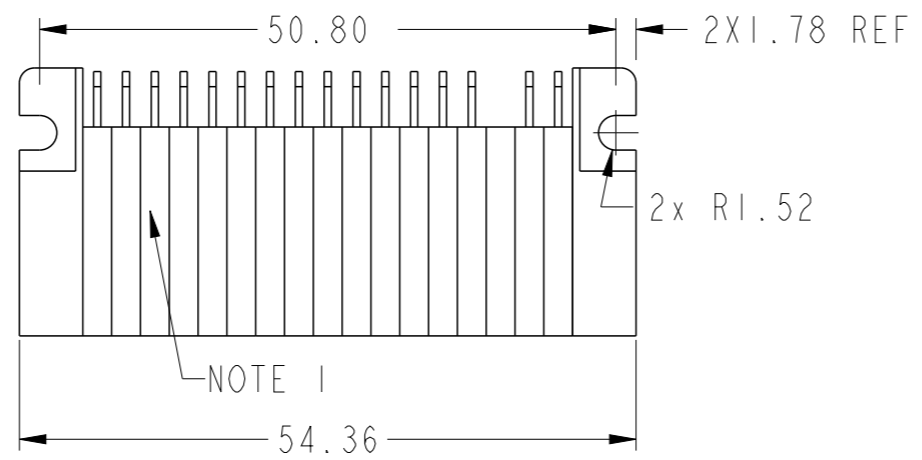


PRODUCT NUMBER SEE SHEET 2

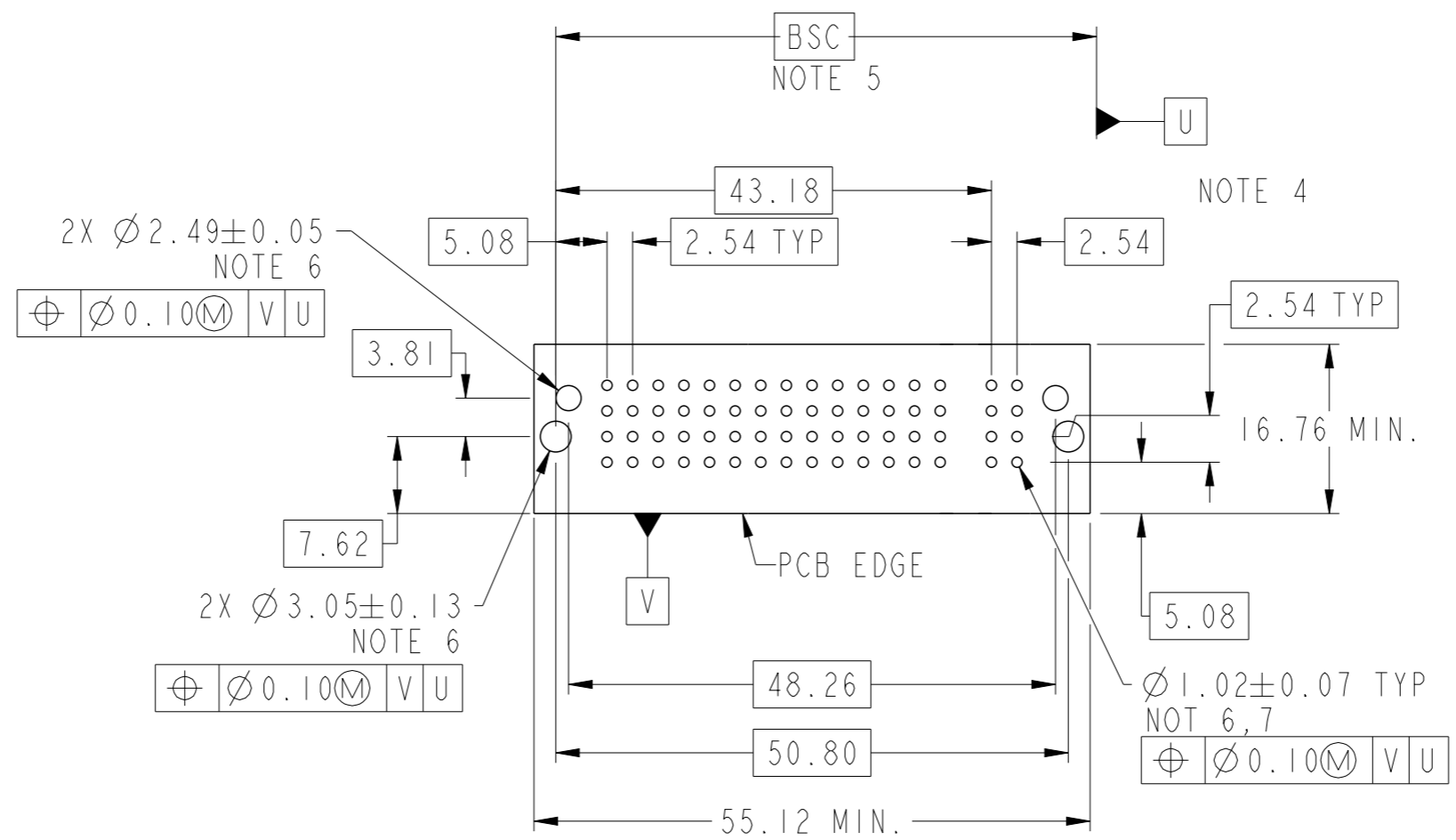


Amphenol  
FCi

© 2016 AFCI

spec ref	*	dr	Rainbow Zhan	2016/12/14	projection	MM	size	A3	scale	3:2
tolerance std	ISO 406 ISO 1101	eng	Rainbow Zhan	2018/05/08			ecn no	ELX-DG-30121-1		
surface	linear	chr	-	-			rel level	Released		
	angular	appr	Zheng, Pei-Min	2018/05/10	product family	PwrBlade+				
	0.X ±0.5 0.XX ±0.25 0.XXX ±0.10	Amphenol FCi	68S		dwg no	10106262-0017101			rev	B
ISO 1302	0° ±2°	www.fci.com	cat. no.	Product - Customer Drw		sheet 1 of 3				

PRODUCT NO.	ROWS	SIGNAL																	
		E1	1	2	3	4	5	6	7	8	9	10	11	12	13	14	15	16	17
10106262-0017101LF	DCBA	U	U	U	U	U	U	U	U	U	U	U	U	U	U	U	X	U	U
		TL	T	T	T	T	T	T	T	T	T	T	T	T	T	T	X	T	T
		S	S	S	S	S	S	S	S	S	S	S	S	S	S	S	X	S	S
		RL	R	R	R	R	R	R	R	R	R	R	R	R	R	X	R	R	



CODE	DESCRIPTION
HA	HOLD DOWN WITH PLATED
R	STD SIGNAL CONTACT, ROW A (3.43)
RL	MFBL SIGNAL CONTACT, ROW A (3.43)
S	STD SIGNAL CONTACT, ROW B (3.43)
T	STD SIGNAL CONTACT, ROW C (3.43)
TL	MFBL SIGNAL CONTACT, ROW C (3.43)
U	STD SIGNAL CONTACT, ROW D (3.43)
UL	MFBL SIGNAL CONTACT, ROW D (3.43)
X	OMITTED

spec ref	*	dr	Rainbow Zhan	2016/12/14	projection	MM	size	A3	scale	3:2	
tolerance std	ISO 406 ISO 1101	eng	Rainbow Zhan	2018/05/08			ecn no	ELX-DG-30121-1			
TOLERANCES UNLESS OTHERWISE SPECIFIED		chr	-	-			product family	PwrBlade+		rel level	Released
surface	linear	appr	Zheng, Pei-Min	2018/05/10			cat. no.	68S		rev	B
	angular	www.fci.com					Product - Customer Drw	10106262-0017101		sheet 2 of 3	

Amphenol FCI

© 2016 AFCI

NOTES:

- 1) PRODUCT MARK:  
PART NUMBER AND DATE CODE TO BE MARKED ON THIS SURFACE .  
THE MARK CAN BE OMITTED IF THERE IS NOT ENOUGH SPACE ON THIS SURFACE.
- 2) MATERIALS:  
-HOUSING : HIGH TEMP THERMOPLASTIC WITH GLASS FIBER, UL94V-0, BLACK.  
-POWER CONTACT : HIGH CONDUCTIVITY COPPER ALLOY.  
-SIGNAL CONTACT : COPPER ALLOY.
- 3) PLATING SPECIFICATION : 10124315
- 4) DENOTES CONNECTOR KEEP OUT ZONE.
- 5) DATUM AND BASIC DIMENIONS ARE ESTABLISHED BY CUSTOMER.
- 6) ALL HOLE DIAMETERS ARE FINISHED HOLE SIZES.
- 7) 1.15+/-0.025MM DRILLED HOLE PLATED WITH 0.00762MM MIN SN  
OVER 0.0254-0.0762MM CU PLATING TO ACHIEVE A 1.02+/-0.07MM HOLE.
- 8) THE HOUSING WILL WITHSTAND EXPOSURE TO 265 °C PEAK TEMPERATURE  
FOR 10 SECONDS IN A WAVE SOLDER APPLICATION.
- 9) THIS PRODUCT MEETS EUROPEAN UNION DIRECTIVES AND OTHER COUNTRY  
REGULATIONS AS DESCRIBED IN GS-47-0004.
- 10) PRODUCT SPECIFICATION : GS-12-658.  
APPLICATION SPECIFICATION : GS-20-141.  
PRODUCT PACKAGE SPECIFICATION: GS-14-1502.

Amphenol  
FCi

© 2016 AFCI

spec ref *		dr	Rainbow Zhan	2016/12/14	projection	MM	size	A3	scale	3:2
tolerance std		eng	Rainbow Zhan	2018/05/08		← →	ecn no		ELX-DG-30121-1	
ISO 406 ISO 1101		chr	-	-			rel level		Released	
surface		appr	Zheng, Pei-Min	2018/05/10	product family		PwrBlade+		rev	
ISO 1302	linear	0.X	±0.5	Amphenol FCi	68S		dwg no	10106262-0017101		B
		0.XX	±0.25		RA STB PLUG					
		0.XXX	±0.10		cat. no.					
ISO 1302	angular	0°	±2°	www.fci.com	Product - Customer Drw		sheet 3 of 3			