

1217580-1 ✓ ACTIVE



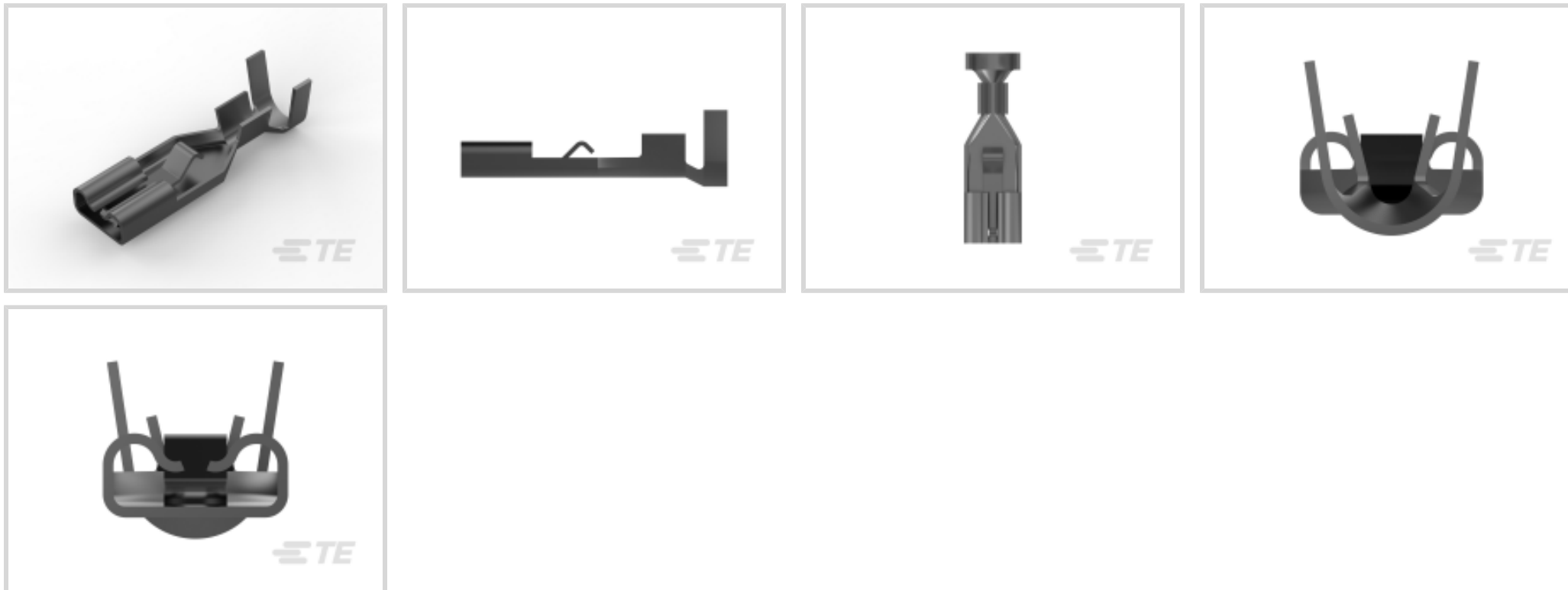
Positive Lock | Mark II, Positive Lock 187

TE Internal #: 1217580-1

Receptacle, 20 – 16 AWG Wire Size, .51 – 1.31 mm<sup>2</sup> Wire Size,  
Mating Tab Width 4.75 mm [.187 in], Straight, Brass, Positive Lock  
187, Quick Disconnects

[View on TE.com >](#)

Terminals & Splices > Quick Disconnects



Quick Disconnect Terminal Type: **Receptacle**

Wire Size: .51 – 1.31 mm<sup>2</sup>

Mating Tab Width: 4.75 mm [.187 in]

Mating Tab Thickness: .64 mm [.025 in]

## Features

### Contact Features

Quick Disconnect Terminal Type	Receptacle
Mating Tab Width	4.75 mm [.187 in]
Mating Tab Thickness	.64 mm [.025 in]
Terminal Orientation	Straight
Contact Base Material	Brass
Terminal Plating Material	Tin
Crimp Type	F-Crimp
Barrel Type	Open

### Dimensions

Wire Size	.51 – 1.31 mm <sup>2</sup>
Product Length	19.18 mm [.755 in]
Compatible Insulation Diameter Range	2.29 – 3.3 mm [.09 – .13 in]
Terminal Material Thickness	.3 mm [.012 in]

### Packaging Features

Packaging Method	Strip/Reel
------------------	------------



Packaging Quantity	12000
--------------------	-------

### Product Type Features

Insertion Force	Low
-----------------	-----

### Usage Conditions

Insulation Option	Uninsulated
-------------------	-------------

Operating Temperature Range	-40 – 110 °C[-40 – 230 °F]
-----------------------------	----------------------------

### Other

EU RoHS Compliance	Compliant
--------------------	-----------

EU ELV Compliance	Compliant
-------------------	-----------

### Configuration Features

Compatible With Wire & Cable Type	Discrete Wire
-----------------------------------	---------------

Connection Capacity	Single
---------------------	--------

### Termination Features

Product Terminates To	Wire & Cable
-----------------------	--------------

### Mechanical Attachment

Wire Insulation Support	With
-------------------------	------

### Industry Standards

Compatible With Agency/Standards Products	UL
---	----

## Product Compliance

[For compliance documentation, visit the product page on TE.com>](#)

EU RoHS Directive 2011/65/EU	Compliant
------------------------------	-----------

EU ELV Directive 2000/53/EC	Compliant
-----------------------------	-----------

China RoHS 2 Directive MIIT Order No 32, 2016	No Restricted Materials Above Threshold
---	---

EU REACH Regulation (EC) No. 1907/2006	Current ECHA Candidate List: JUNE 2024 (241) Candidate List Declared Against: JUNE 2024 (241) Does not contain REACH SVHC
--	---

Halogen Content	Low Halogen - Br, Cl, F, I < 900 ppm per homogenous material. Also BFR/CFR/PVC Free
-----------------	---

Solder Process Capability	Not applicable for solder process capability
---------------------------	--

Product Compliance Disclaimer

This information is provided based on reasonable inquiry of our suppliers and represents our current actual knowledge based on the information they provided. This information is subject to change. The part numbers that TE has identified as EU RoHS compliant have a maximum concentration of 0.1% by weight in homogenous materials for lead, hexavalent chromium, mercury, PBB, PBDE, DBP, BBP, DEHP, DIBP, and 0.01% for cadmium, or qualify for an exemption to these limits as defined in the Annexes of Directive 2011/65/EU (RoHS2). Finished electrical and electronic equipment products will be CE marked as required by Directive 2011/65/EU. Components may not be CE marked. Additionally, the part numbers that TE has identified as EU ELV compliant have a maximum concentration of 0.1% by weight in homogenous materials for lead, hexavalent chromium, and mercury, and 0.01% for cadmium, or qualify for an exemption to these limits as defined in the Annexes of Directive 2000/53/EC (ELV). Regarding the REACH Regulation, the information TE provides on SVHC in articles for this part number is based on the latest European Chemicals Agency (ECHA) 'Guidance on requirements for substances in articles' posted at this URL: <https://echa.europa.eu/guidance-documents/guidance-on-reach>

## Compatible Parts



TE Part # 190679-2  
POSILOK T\*P



TE Part # 2150186-1  
OCEAN\_2.0\_Applicator-E-090F180F-REM



TE Part # 2150186-2  
OCEAN\_2.0\_Applicator-E-090F180F-REA



TE Part # 2825431-1  
187 SERIES POSITIVE LOCK (MARK-II) REC




TE Part # 7-2150186-7  
OCEAN\_2.0\_SPARE\_PART\_KIT-090F180F



TE Part # 936663-1  
PL 187 REC 20-16 AWG 0.3 X 14.0 PTPBR


## Also in the Series | Mark II



Automotive Connector Locks & Position Assurance(1)



Automotive Housings(6)




Automotive Terminals(5)




Connector Seals & Cavity Plugs(1)



Crimp Terminal Housings(76)



Insertion & Extraction Tools(2)




Other Automotive Connector Accessories(1)



Quick Disconnects(57)

## Also in the Series | Positive Lock 187




Crimp Terminal Housings(86)



Insertion & Extraction Tools(2)



Insulation Boots & Sleeves(7)



Quick Disconnects(57)

## Customers Also Bought



TE Part #5750636-1  
KIT, PLUG, 15P, HDP-20, SHLD HDWRE



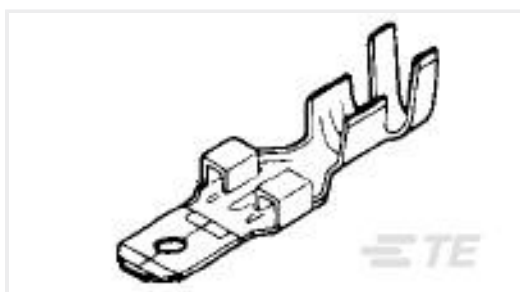
TE Part #52930-1  
PIDG Short Spring Spade Tongue Terminals



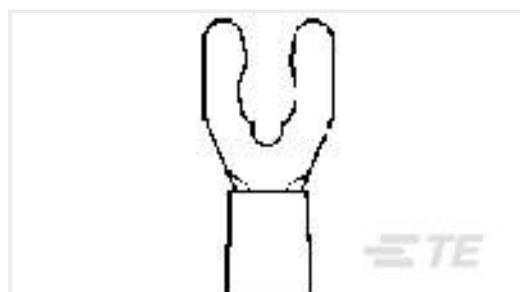
TE Part #9-1827864-3  
DYNAMIC 1200D REC HSG 6P X BLACK



TE Part #40977  
RING TERMINAL 18-14 AWG TPBR




TE Part #175179-1  
187 PL MII TAB. 22-16 AWG PTBR



TE Part #52950-3  
PG SPR SPD 22-16COMM22-18MIL 8



TE Part #2084930-1  
ELBC-824-3570-SC



TE Part #2336344-1  
BLMT-25/95-13-K1

## Documents

### Product Drawings

[PL 187 TERMINAL REC 20-16 AWG TPBR](#)

English

### CAD Files

[3D PDF](#)

[3D](#)



**Customer View Model**

[ENG\\_CVM\\_CVM\\_1217580-1\\_E.2d\\_dxf.zip](#)

English

**Customer View Model**

[ENG\\_CVM\\_CVM\\_1217580-1\\_E.3d\\_igs.zip](#)

English

**Customer View Model**

[ENG\\_CVM\\_CVM\\_1217580-1\\_E.3d\\_stp.zip](#)

English

By downloading the CAD file I accept and agree to the [Terms and Conditions](#) of use.

**Product Specifications**

[Application Specification](#)

English