

350762-5 ✓ ACTIVE

MATE-N-LOK | Universal MATE-N-LOK


TE Internal #: 350762-5

PCB Mount Header, Vertical, Wire-to-Board, 6 Position, 6.35 mm [.25 in] Centerline, Fully Shrouded, Gold, Through Hole - Solder, Universal MATE-N-LOK

[View on TE.com >](#)



Connectors > PCB Connectors > PCB Headers & Receptacles



EU RoHS Compliance: **Compliant**

EU ELV Compliance: **Compliant**

PCB Connector Assembly Type: **PCB Mount Header**

PCB Mount Orientation: **Vertical**

Connector System: **Wire-to-Board**

## Features

### Other

EU RoHS Compliance	Compliant
EU ELV Compliance	Compliant

### Product Type Features

Mixed & Hybrid Header	No
Connector Shape	Rectangular
PCB Connector Assembly Type	PCB Mount Header
Connector System	Wire-to-Board
Header Type	Fully Shrouded
Sealable	No
Connector & Contact Terminates To	Printed Circuit Board

### Configuration Features

Number of Columns	3
Number of Loaded Positions	6
Number of Power Positions	6



Connector Contact Load Condition	Fully Loaded
PCB Mount Orientation	Vertical
Number of Positions	6
Number of Rows	2

### Electrical Characteristics

Operating Voltage	600 VAC
-------------------	---------

### Body Features

Primary Product Color	Natural
-----------------------	---------

### Contact Features

Contact Underplating Material	Nickel
Contact Underplating Material Thickness	1.27 – 1.79 $\mu\text{m}$ [50 – 70 $\mu\text{in}$ ]
PCB Contact Termination Area Plating Material Finish	Matte
Contact Size	2.95mm
Contact Mating Area Plating Material Thickness	.76 – .91 $\mu\text{m}$ [30 – 36 $\mu\text{in}$ ]
PCB Contact Termination Area Plating Material Thickness	3.81 – 5.08 $\mu\text{m}$ [150 – 200 $\mu\text{in}$ ]
Contact Shape & Form	Round
Contact Layout	Matrix
Contact Base Material	Phosphor Bronze
PCB Contact Termination Area Plating Material	Tin
Contact Mating Area Plating Material	Gold
Contact Type	Socket
Contact Current Rating (Max)	12 A

### Termination Features

Termination Post & Tail Diameter	1.57 mm[.062 in]
Termination Post & Tail Length	3.56 mm[.14 in]
Termination Method to PCB	Through Hole - Solder

### Mechanical Attachment

Panel Mount Feature	Without
Mating Retention Type	Locking Tab
Mating Retention	With
Mating Alignment Type	Polarization
PCB Mount Retention	Without



PCB Mount Alignment	Without
---------------------	---------

Connector Mounting Type	Board Mount
-------------------------	-------------

Mating Alignment	With
------------------	------

### Housing Features

Mating Entry Location	Top
-----------------------	-----

Housing Material	Nylon
------------------	-------

Centerline (Pitch)	6.35 mm [.25 in]
--------------------	------------------

### Dimensions

Row-to-Row Spacing	6.35 mm [.25 in]
--------------------	------------------

Connector Width	13.97 mm [.55 in]
-----------------	-------------------

PCB Thickness (Recommended)	1.57 mm [.062 in]
-----------------------------	-------------------

Connector Height	13.97 mm [.55 in]
------------------	-------------------

Connector Length	20.32 mm [.8 in]
------------------	------------------

Profile Height from PCB	14.73 mm [.58 in]
-------------------------	-------------------

### Usage Conditions

Operating Temperature (Max)	105 °C [221 °F]
-----------------------------	-----------------

Operating Temperature Range	-40 – 105 °C [-40 – 221 °F]
-----------------------------	-----------------------------

### Operation/Application

Circuit Application	Power
---------------------	-------

### Industry Standards

Compatible With Agency/Standards Products	UL, VDE, CSA
---	--------------

UL Rating	Recognized
-----------	------------

Compatible With Approved Standards Products	UL E28476
---	-----------

Glow Wire Rating	Standard Part - Not Glow Wire
------------------	-------------------------------

UL Flammability Rating	UL 94V-2
------------------------	----------

### Packaging Features

Packaging Quantity	100
--------------------	-----

Packaging Method	Bag
------------------	-----

### Product Compliance

[For compliance documentation, visit the product page on TE.com>](#)

EU RoHS Directive 2011/65/EU	Compliant
------------------------------	-----------



EU ELV Directive 2000/53/EC

Compliant

China RoHS 2 Directive MIIT Order No 32, 2016

No Restricted Materials Above Threshold

EU REACH Regulation (EC) No. 1907/2006

Current ECHA Candidate List: JUNE 2024 (241)

Candidate List Declared Against: JUNE 2024 (241)

Does not contain REACH SVHC

Halogen Content

Low Halogen - Br, Cl, F, I < 900 ppm per homogenous material. Also BFR/CFR/PVC Free

Solder Process Capability

Wave solder capable to 265°C

Product Compliance Disclaimer

This information is provided based on reasonable inquiry of our suppliers and represents our current actual knowledge based on the information they provided. This information is subject to change. The part numbers that TE has identified as EU RoHS compliant have a maximum concentration of 0.1% by weight in homogenous materials for lead, hexavalent chromium, mercury, PBB, PBDE, DBP, BBP, DEHP, DIBP, and 0.01% for cadmium, or qualify for an exemption to these limits as defined in the Annexes of Directive 2011/65/EU (RoHS2). Finished electrical and electronic equipment products will be CE marked as required by Directive 2011/65/EU. Components may not be CE marked. Additionally, the part numbers that TE has identified as EU ELV compliant have a maximum concentration of 0.1% by weight in homogenous materials for lead, hexavalent chromium, and mercury, and 0.01% for cadmium, or qualify for an exemption to these limits as defined in the Annexes of Directive 2000/53/EC (ELV). Regarding the REACH Regulation, the information TE provides on SVHC in articles for this part number is based on the latest European Chemicals Agency (ECHA) 'Guidance on requirements for substances in articles' posted at this URL: <https://echa.europa.eu/guidance-documents/guidance-on-reach>

## Compatible Parts



TE Part # 350812-1  
STR/REL CLAMP UMNL



TE Part # 640715-1  
06P UMNL STR/REL



TE Part # 1-350590-0  
STR/REL CLAMP NATL



TE Part # 1586860-1  
06P UMNL CAP HSG, GW



TE Part # 1-640721-0  
06P UMNL STR/REL & INSRT NATL



TE Part # 926682-3  
06P UNIV.M-N-L.HSG.



TE Part # 1-480704-0  
06P UMNL PLUG HSG NATL



TE Part # 794536-1  
06P UMNL CAP HSG 150C BLK




TE Part # 794096-1  
06P UMNL PLUG



TE Part # 1586090-1  
06P UMNL PINHDR NO DRAIN HOLE



TE Part # 2029367-1  
06P UMNL-II TW-N-LK-CAP FRONT



TE Part # 926682-1  
UNIVERSAL M-N-L CAP 6 POS



TE Part # 1586887-1  
06P UMNL CAP HSG, P/M, GW



TE Part # 8-794536-1  
06P UMNL CAP HSG 150C BLK, SPE



TE Part # 926682-4  
6P UN-MNL AUFN-GEH



TE Part # 1586090-3  
06P UMNL PINHDR W/O DR HOLE LF



TE Part # 1969881-1  
06P UMNL CAP HSG, P/M, GW V0



TE Part # 2029369-1  
06P UMNL-II REAR, TW-N-LK-CAP




TE Part # 350848-6  
06P UMNL PLUG TEST ASSY 94V0




TE Part # 643253-1  
06P UMNL ASSY MOD HSG VO


Also in the Series | **Universal MATE-N-LOK**




Circular Power Connectors(2)




Connector Caps & Covers(34)




Connector Contacts(209)




Connector Hardware(12)



Connector Seals & Cavity Plugs(27)




Connector Strain Relief(7)



Insertion & Extraction Tools(4)



PCB Headers & Receptacles(284)



Rectangular Connector Housings(1)



Rectangular Power Connectors(370)



Standard Circular Connectors(1)

## Customers Also Bought



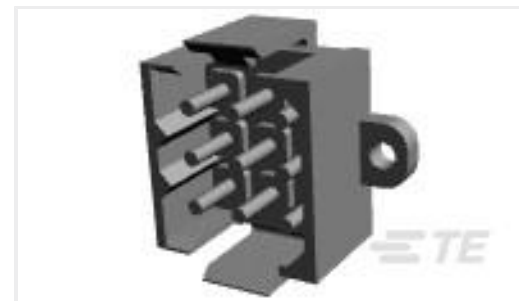
TE Part #5745781-6  
09 MSFL RCPT RA 318 (SL,FM)



TE Part #CB7841-000  
RW-200-3/4-0-SP



TE Part #61148-1  
BRUSH HOLDER AMPLIVAR 22-17  
AWG PHBZ



TE Part #1-207441-0  
METRIMATE PIN HDR ASY,9P LF



TE Part #1658623-1  
10 NOVO MIL 30DP, LEAD FREE



TE Part #DTV06-18SB  
PLG, 18P, BLK, N, B



TE Part #620080-000  
D-108-12




**ANVIL** REPRESENTATION ONLY

TE Part #3-1633919-9  
ANVIL, COMBINATION



TE Part #3-456404-0  
CRIMPER, WIRE .070 F



TE Part #34209-2P  
HERM RECP

## Documents

### Product Drawings

[06P UMNL HDR ASSY PC LF](#)

English

### CAD Files

[3D PDF](#)

3D

[Customer View Model](#)

[ENG\\_CVM\\_CVM\\_350762-5\\_T.2d\\_dxf.zip](#)



English

**Customer View Model**

[ENG\\_CVM\\_CVM\\_350762-5\\_T.3d\\_igs.zip](#)

English

**Customer View Model**

[ENG\\_CVM\\_CVM\\_350762-5\\_T.3d\\_stp.zip](#)

English

**Customer View Model**

[ENG\\_CVM\\_350762-5\\_N.3d\\_igs.zip](#)

English

**Customer View Model**

[ENG\\_CVM\\_350762-5\\_N.3d\\_stp.zip](#)

English

**Customer View Model**

[ENG\\_CVM\\_350762-5\\_N.2d\\_dxf.zip](#)

English

**3D PDF**

English

By downloading the CAD file I accept and agree to the [Terms and Conditions](#) of use.

---

### Datasheets & Catalog Pages

[SOFT\\_SHELL\\_PIN\\_SOCKET\\_CONNECTORS\\_STANDARD\\_DENSITY](#)

English

---

### Product Specifications

[Application Specification](#)

English

---

### Agency Approvals

[UL](#)

English