

3-1734506-4 ✓ ACTIVE

AMPMODU | AMPMODU 2 mm

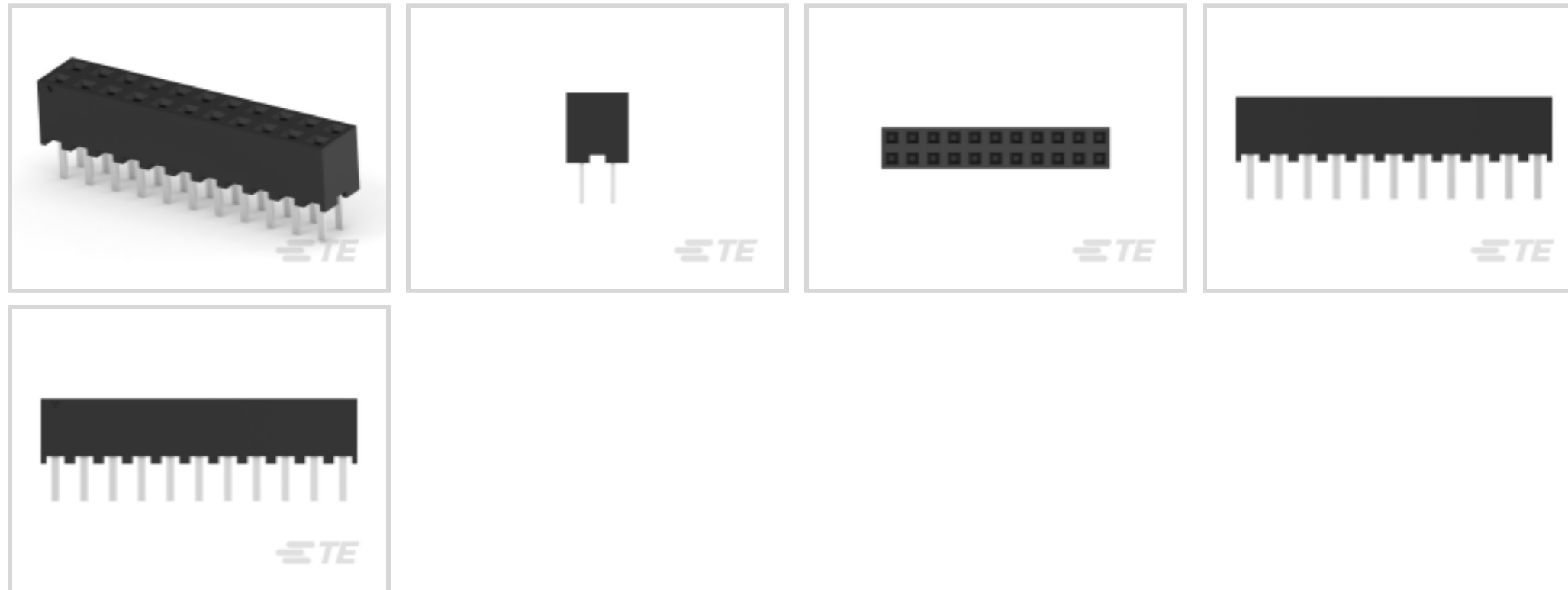
TE Internal #: 3-1734506-4

PCB Mount Receptacle, Vertical, Board-to-Board, 22 Position, 2 mm
[.079 in] Centerline, Gold, Through Hole - Solder, Signal, Black,
AMPMODU 2 mm

[View on TE.com >](#)



Connectors > PCB Connectors > PCB Headers & Receptacles



EU RoHS Compliance: **Compliant**

PCB Connector Assembly Type: **PCB Mount Receptacle**

PCB Mount Orientation: **Vertical**

Connector System: **Board-to-Board**

Number of Positions: **22**

Features

Other

EU RoHS Compliance	Compliant
Position Locations Omitted	0

Product Type Features

PCB Connector Assembly Type	PCB Mount Receptacle
Connector System	Board-to-Board
Sealable	No
Connector & Contact Terminates To	Printed Circuit Board

Configuration Features

Connector Contact Load Condition	Fully Loaded
Board-to-Board Configuration	Parallel
PCB Mount Orientation	Vertical
Number of Positions	22
Number of Rows	2

Electrical Characteristics



Operating Voltage	250 VAC
-------------------	---------

Dielectric Withstanding Voltage (Max)	650 VAC
---------------------------------------	---------

Body Features

Primary Product Color	Black
-----------------------	-------

Contact Features

PCB Contact Termination Area Plating Material Finish	Matte
--	-------

Contact Mating Area Plating Material Thickness	.254 μ m[10 μ in]
--	---------------------------

Mating Square Post Dimension	.5 mm[.02 in]
------------------------------	---------------

PCB Contact Termination Area Plating Material Thickness	2.54 μ m
---	--------------

Contact Base Material	Brass
-----------------------	-------

PCB Contact Termination Area Plating Material	Tin
---	-----

Contact Mating Area Plating Material	Gold
--------------------------------------	------

Contact Type	Socket
--------------	--------

Contact Current Rating (Max)	1 A
------------------------------	-----

Termination Features

Rectangular Termination Post & Tail Width	.5 mm[.02 in]
---	---------------

Rectangular Termination Post & Tail Thickness	.2 mm[.008 in]
---	----------------

Termination Post & Tail Length	2.6 mm[.102 in]
--------------------------------	-----------------

Termination Method to PCB	Through Hole - Solder
---------------------------	-----------------------

Mechanical Attachment

PCB Mount Retention	Without
---------------------	---------

PCB Mount Alignment	Without
---------------------	---------

Connector Mounting Type	Board Mount
-------------------------	-------------

Mating Alignment	Without
------------------	---------

Housing Features

Housing Material	Thermoplastic
------------------	---------------

Centerline (Pitch)	2 mm[.079 in]
--------------------	---------------

Dimensions

Row-to-Row Spacing	2 mm[.079 in]
--------------------	---------------

PCB Thickness (Recommended)	1.57 mm[.062 in]
-----------------------------	------------------

Usage Conditions

Operating Temperature Range	-40 – 105 °C[-40 – 221 °F]
-----------------------------	----------------------------



Operation/Application

Circuit Application	Signal
---------------------	--------

Industry Standards

Compatible With Approved Standards Products	UL E28476, CSA LR7189
UL Flammability Rating	UL 94V-0

Packaging Features

Packaging Method	Tray, Box
------------------	-----------

Product Compliance

[For compliance documentation, visit the product page on TE.com>](#)

EU RoHS Directive 2011/65/EU	Compliant
EU ELV Directive 2000/53/EC	Not Yet Reviewed
China RoHS 2 Directive MIIT Order No 32, 2016	No Restricted Materials Above Threshold
EU REACH Regulation (EC) No. 1907/2006	Current ECHA Candidate List: JUNE 2024 (241) Candidate List Declared Against: JUNE 2024 (241) Does not contain REACH SVHC
Halogen Content	Low Halogen - Br, Cl, F, I < 900 ppm per homogenous material. Also BFR/CFR/PVC Free
Solder Process Capability	Wave solder capable to 265°C

Product Compliance Disclaimer

This information is provided based on reasonable inquiry of our suppliers and represents our current actual knowledge based on the information they provided. This information is subject to change. The part numbers that TE has identified as EU RoHS compliant have a maximum concentration of 0.1% by weight in homogenous materials for lead, hexavalent chromium, mercury, PBB, PBDE, DBP, BBP, DEHP, DIBP, and 0.01% for cadmium, or qualify for an exemption to these limits as defined in the Annexes of Directive 2011/65/EU (RoHS2). Finished electrical and electronic equipment products will be CE marked as required by Directive 2011/65/EU. Components may not be CE marked. Additionally, the part numbers that TE has identified as EU ELV compliant have a maximum concentration of 0.1% by weight in homogenous materials for lead, hexavalent chromium, and mercury, and 0.01% for cadmium, or qualify for an exemption to these limits as defined in the Annexes of Directive 2000/53/EC (ELV). Regarding the REACH Regulation, the information TE provides on SVHC in articles for this part number is based on the latest European Chemicals Agency (ECHA) 'Guidance on requirements for substances in articles' posted at this URL: <https://echa.europa.eu/guidance-documents/guidance-on-reach>

Compatible Parts




TE Part # 2-2271907-2
AMPMODU PIN BOX HDR 2.0PITCH
2R H=18.63


Also in the Series | AMPMODU 2 mm



Connector Contacts(27)



PCB Headers & Receptacles(8190)

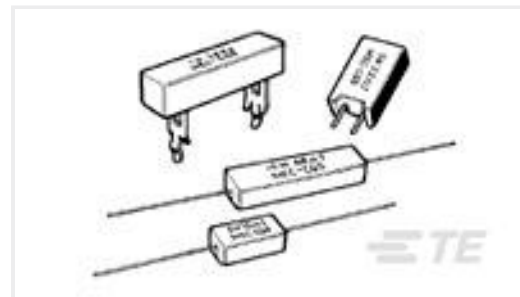


Wire-to-Board Connector Assemblies
& Housings(202)

Customers Also Bought



TE Part #5179031-3
0.8FH,P08H.5,080,08/Sn,TU



TE Part #1-1623788-6
SQM5 4R7 5% (WIRE)



TE Part #206306-1
23-37 RECEPT REV SEX




TE Part #350711-4
06P UMNL PIN HDR ASSY 94VO LF



TE Part #350714-4
15P UMNL PIN HDR ASSY 94VO LF



TE Part #1393219-3
PE014005




TE Part #1-770875-1
06P MINI UMNL HDR ASSY AU LF



TE Part #2-2176340-2
CRGCQ 0603 3K3 5%



TE Part #NB-PTCO-163
Pt1000, 2.0x2.3, Class C, PTFC102C1A0



TE Part #284166-E
STVB 64 F AB VV 7-00 TL 4,0 * 247
E007 1



Documents

Product Drawings

[RCPT, 2.0MM, 22P,VRT MT, 8 Au", 2.6ST](#)

English

CAD Files

Customer View Model

[ENG_CVM_CVM_3-1734506-4_B.2d_dxf.zip](#)

English

3D PDF

3D

Customer View Model

[ENG_CVM_CVM_3-1734506-4_B.3d_igs.zip](#)

English

Customer View Model

[ENG_CVM_CVM_3-1734506-4_B.3d_stp.zip](#)

English

By downloading the CAD file I accept and agree to the [Terms and Conditions](#) of use.

Datasheets & Catalog Pages

[AMPMODU_INTERCONNECTION_SYSTEM_SECTION3AND4](#)

English

Product Specifications

[Product Specification](#)

English