

52961-1 ✓ ACTIVE

PLASTI-GRIP

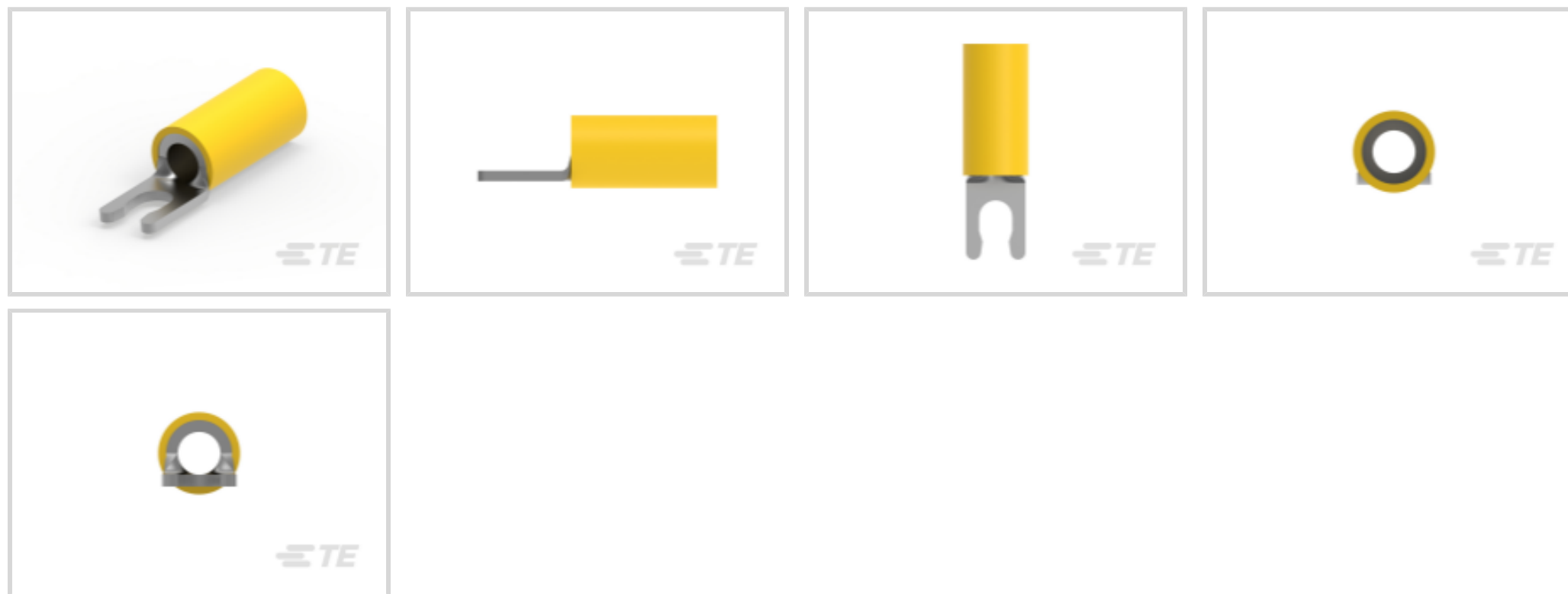
TE Internal #: 52961-1

Spring Spade Terminal, 12 – 10 AWG, #6 / M3.5 Stud Size, 3.51 mm [.138 in] Stud Diameter, Closed Barrel, Straight, Tin, PLASTI-GRIP

[View on TE.com >](#)



Terminals & Splices > Spade Terminals



Spade Terminal Type: **Spring Spade Terminal**

Wire Size: **5180 – 13100 CMA**

Stud Size: **#6, M3.5**

Features

Contact Features

Spade Terminal Type	Spring Spade Terminal
Barrel Type	Closed
Terminal Orientation	Straight
Terminal Plating Material	Tin

Dimensions

Wire Size	5180 – 13100 CMA
Stud Diameter	3.51 mm [.138 in]
Tongue Thickness	.99 mm [.039 in]
Product Length	24.36 mm [.959 in]
Compatible Insulation Diameter (Max)	5.08 mm [.2 in]
Compatible Insulation Diameter Range	2.67 – 5.08 mm [.105 – .2 in]

Product Type Features

Stud Size	#6, M3.5
Sealable	No
Wire Insulation Support Retention Type	Insulation Support

Usage Conditions



Insulation Option	Partially Insulated
Operating Temperature Range	105 °C[221 °F]

Operation/Application

Compatible With Wire Base Material	Copper
Compatible With Wire Plating Material	Tin

Packaging Features

Packaging Method	Tape Mounted
Packaging Quantity	2500

Other

EU RoHS Compliance	Compliant
EU ELV Compliance	Compliant

Electrical Characteristics

Voltage Rating	600 V
----------------	-------

Body Features

Insulation Sleeve Color	Yellow
Stripe Color	Yellow

Mechanical Attachment

Wire Insulation Support	With
-------------------------	------

Industry Standards

Government Qualified Terminal	No
-------------------------------	----

Product Compliance

[For compliance documentation, visit the product page on TE.com>](#)

EU RoHS Directive 2011/65/EU	Compliant
EU ELV Directive 2000/53/EC	Compliant
China RoHS 2 Directive MIIT Order No 32, 2016	No Restricted Materials Above Threshold
EU REACH Regulation (EC) No. 1907/2006	Current ECHA Candidate List: JUNE 2024 (241) Candidate List Declared Against: JUNE 2024 (241) Does not contain REACH SVHC
Halogen Content	Not Low Halogen - contains Br or Cl > 900 ppm.
Solder Process Capability	Not applicable for solder process capability

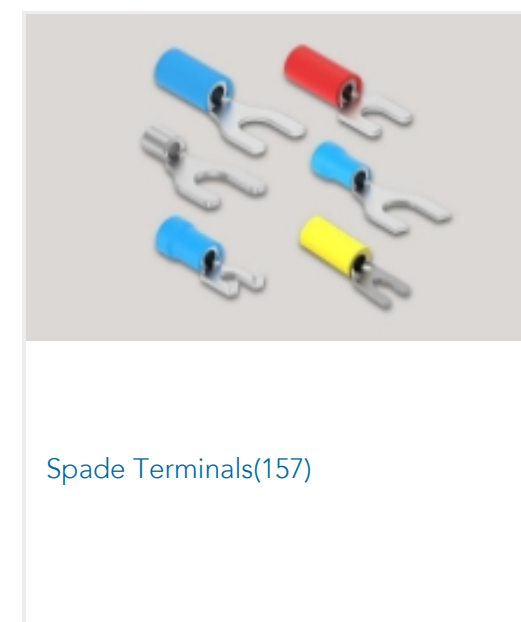
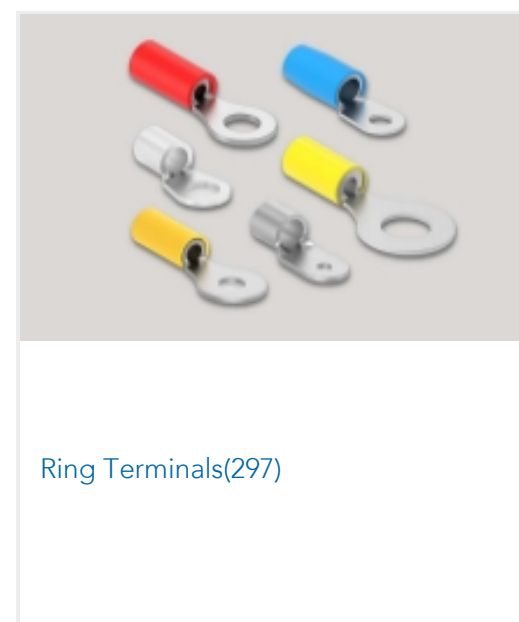
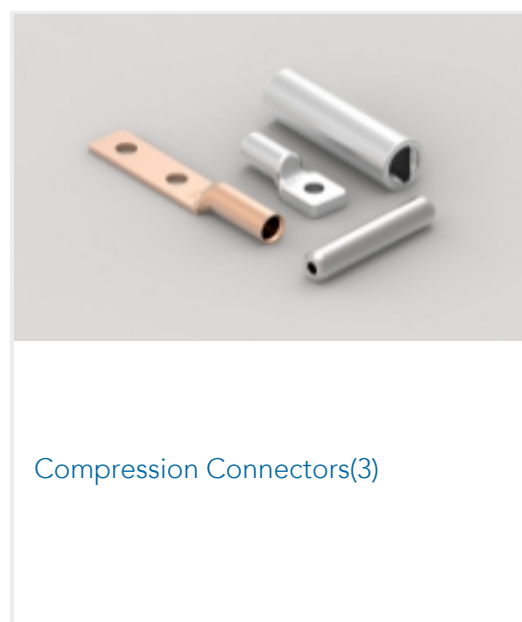
Product Compliance Disclaimer

This information is provided based on reasonable inquiry of our suppliers and represents our current actual knowledge based on the information they provided. This information is subject to change. The part numbers that TE has identified as EU RoHS compliant have a maximum concentration of 0.1% by weight in homogenous materials for lead, hexavalent chromium, mercury, PBB, PBDE, DBP, BBP, DEHP, DIBP, and 0.01% for cadmium, or qualify for an exemption to these limits as defined in the Annexes of Directive 2011/65/EU (RoHS2). Finished electrical and electronic equipment products will be CE marked as required by Directive 2011/65/EU. Components may not be CE marked. Additionally, the part numbers that TE has identified as EU ELV compliant have a maximum concentration of 0.1% by weight in homogenous materials for lead, hexavalent chromium, and mercury, and 0.01% for cadmium, or qualify for an exemption to these limits as defined in the Annexes of Directive 2000/53/EC (ELV). Regarding the REACH Regulation, the information TE provides on SVHC in articles for this part number is based on the latest European Chemicals Agency (ECHA) 'Guidance on requirements for substances in articles' posted at this URL: <https://echa.europa.eu/guidance-documents/guidance-on-reach>

Compatible Parts



Also in the Series | PLASTI-GRIP





Splices(44)

Customers Also Bought



TE Part #647877-1
SERIES 50 & 75 CONTACT,6 AWG



TE Part #52263-1
TERMINAL R PG 8 10



TE Part #556137-1
HSG,AMPINNERGY WTW,1 POS,
WHITE



TE Part #2-34148-1
PG R 22-16 COMM 22-18 MIL 8



TE Part #647845-4
SERIES 50 HOUSING,GRAY



TE Part #556136-2
CONT,AMPINNERGY WTW,LS PC,10-12



TE Part #ANT-GNSSCP-TH18L1
Antenna GNSS L1 18x18 THM



TE Part #556137-2
HSG,AMPINNERGY WTW,1 POS,
BLACK

Documents

Product Drawings

[TERMINAL,PG SPR SPD 12-10 6](#)

English

CAD Files

[3D PDF](#)

3D

Customer View Model

[ENG_CVM_CVM_52961-1_AC.2d_dxf.zip](#)

English

Customer View Model

[ENG_CVM_CVM_52961-1_AC.3d_igs.zip](#)

English

Customer View Model

[ENG_CVM_CVM_52961-1_AC.3d_stp.zip](#)

English

By downloading the CAD file I accept and agree to the [Terms and Conditions](#) of use.



Product Specifications

Application Specification

English

Instruction Sheets

AMP* PIDG* (VINYL) & PLASTI-GRIP* SHORT SPRING SPADE TERMINALS FOR BAR

English

Instruction Sheet (U.S.)

English