

292317-4 ✓ ACTIVE

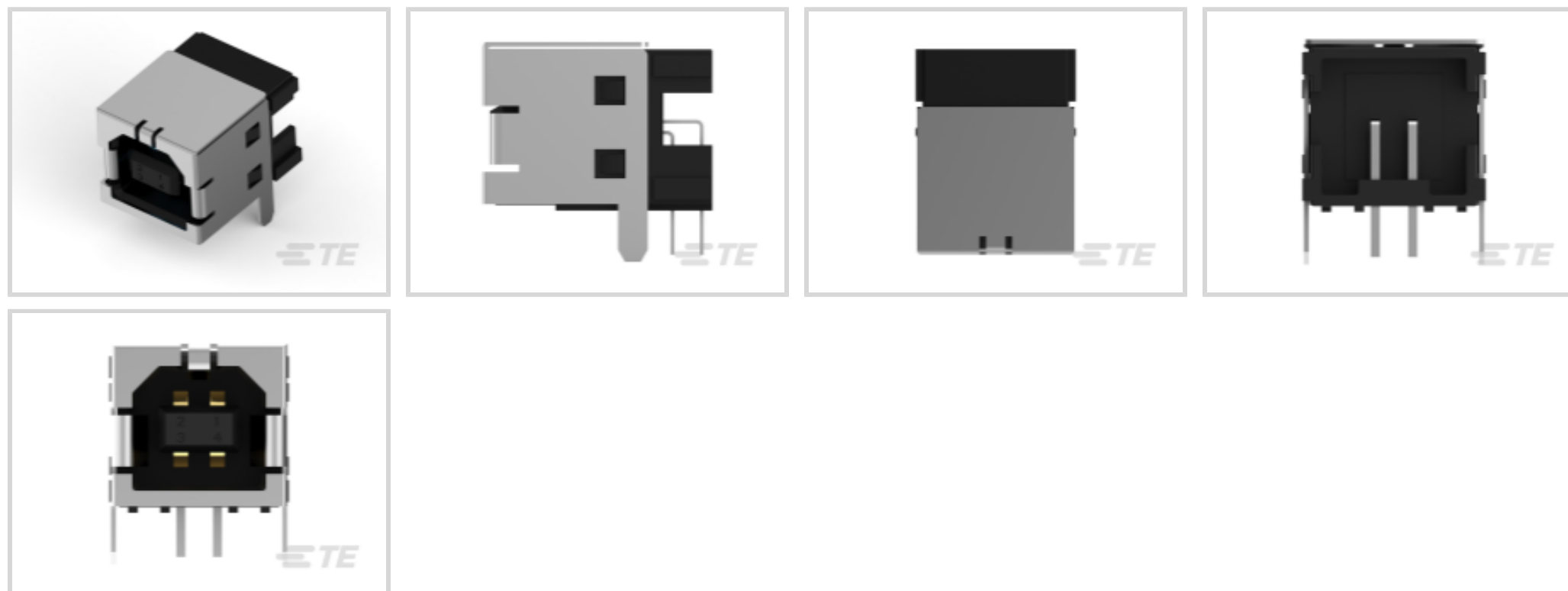
TE Internal #: 292317-4

B, 2.0, Standard Profile, Receptacle, 1 Port, Top, Right Angle, Box & Tray / Tray, Flush, Through Hole - Solder, Cable-to-Board, 1500, USB Connectors

[View on TE.com >](#)



Connectors > Audio & Video Connectors > USB Connectors



USB Adapter Type: **B**

USB Version: **2.0**

Connector Profile: **Standard**

Connector & Housing Type: **Receptacle**

Number of Ports: **1**

## Features

### Product Type Features

USB Adapter Type	B
USB Version	2.0
Connector & Housing Type	Receptacle
Connector System	Cable-to-Board
Connector & Contact Terminates To	Printed Circuit Board
USB Connector Type	USB 2.0 Type-B
Integral Locking Latch	Without

### Body Features

Connector Profile	Standard
Shell Plating Finish	Matte
Shell Plating Material	Nickel
Offset	0 mm

### Configuration Features

Number of Ports	1
-----------------	---



Number of Positions	4
---------------------	---

### Mechanical Attachment

PCB Mount Location	Top
PCB Connector Seating	Flush
PCB Mount Retention Type	Straight Leg
Connector Mounting Type	Board Mount
Locking Feature	With

### Housing Features

Body Orientation	Right Angle
Centerline (Pitch)	2.5 mm[.098 in]
Housing Color	Black
Housing Material	Thermoplastic

### Packaging Features

Packaging Method	Tray, Box & Tray
Packaging Quantity	273

### Termination Features

Termination Method to PCB	Through Hole - Solder
Termination Post & Tail Length	3.01 mm[.119 in]

### Usage Conditions

Soldering Temperature (Max)	260 °C[500 °F]
Mating Cycles (Max)	1500
Operating Temperature Range	-55 – 85 °C[-67 – 185 °F]

### Contact Features

Contact Current Rating (Max)	1 A
Contact Mating Area Plating Material Thickness	.76 µm[29.92 µin]
Contact Mating Area Plating Material	Gold Flash over Palladium Nickel

### Operation/Application

Circuit Application	Signal
Halogen Free	No

### Other

EU RoHS Compliance	Compliant
EU ELV Compliance	Compliant



## Dimensions

PCB Thickness (Recommended)	1.57 mm[.062 in]
-----------------------------	------------------

## Industry Standards

Industry Standard	USB 2.0
Moisture Sensitivity Level	1
Test Identification (TID)	60001136
UL Flammability Rating	UL 94V-0

## Product Compliance


[For compliance documentation, visit the product page on TE.com>](#)

EU RoHS Directive 2011/65/EU	Compliant
EU ELV Directive 2000/53/EC	Compliant
China RoHS 2 Directive MIIT Order No 32, 2016	No Restricted Materials Above Threshold
EU REACH Regulation (EC) No. 1907/2006	Current ECHA Candidate List: JUNE 2024 (241) Candidate List Declared Against: JUNE 2024 (241) Does not contain REACH SVHC
Halogen Content	Low Bromine/Chlorine - Br and Cl < 900 ppm per homogenous material. Also BFR /CFR/PVC Free
Solder Process Capability	Wave solder capable to 265°C

### Product Compliance Disclaimer

This information is provided based on reasonable inquiry of our suppliers and represents our current actual knowledge based on the information they provided. This information is subject to change. The part numbers that TE has identified as EU RoHS compliant have a maximum concentration of 0.1% by weight in homogenous materials for lead, hexavalent chromium, mercury, PBB, PBDE, DBP, BBP, DEHP, DIBP, and 0.01% for cadmium, or qualify for an exemption to these limits as defined in the Annexes of Directive 2011/65/EU (RoHS2). Finished electrical and electronic equipment products will be CE marked as required by Directive 2011/65/EU. Components may not be CE marked. Additionally, the part numbers that TE has identified as EU ELV compliant have a maximum concentration of 0.1% by weight in homogenous materials for lead, hexavalent chromium, and mercury, and 0.01% for cadmium, or qualify for an exemption to these limits as defined in the Annexes of Directive 2000/53/EC (ELV). Regarding the REACH Regulation, the information TE provides on SVHC in articles for this part number is based on the latest European Chemicals Agency (ECHA) 'Guidance on requirements for substances in articles' posted at this URL: <https://echa.europa.eu/guidance-documents/guidance-on-reach>

## Customers Also Bought



TE Part #7-534998-0  
40 MODIV VRT DR CE 100/125



TE Part #6-1393238-2  
RTD14012




TE Part #61761-2  
187 FASTON TAB TPBR



TE Part #350792-3  
04P UMNL PIN HDR ASSY 94VO LF



TE Part #5-1734857-5  
PCI EXP STRADDLE 36P BLK 30u"



TE Part #5787428-1  
HDR ASY,RA,LKEY,STR TAIL,12.0V



TE Part #1116504-2  
MJ,10MM,8P,NO SHIELD,SN TAILS



TE Part #BAT-HLD-001-THM  
Battery Holder 2032 2025 THM Bulk Pack



TE Part #2129320-4  
Mini Displayport Reverse Offset

## Documents

### Product Drawings

[STD USB TYPE B, R/A, T/H](#)

English

### CAD Files

[3D PDF](#)

3D

Customer View Model

[ENG\\_CVM\\_CVM\\_292317-4\\_C.2d\\_dxf.zip](#)

English

Customer View Model

[ENG\\_CVM\\_CVM\\_292317-4\\_C.3d\\_igs.zip](#)

English

Customer View Model

[ENG\\_CVM\\_CVM\\_292317-4\\_C.3d\\_stp.zip](#)

English

By downloading the CAD file I accept and agree to the [Terms and Conditions](#) of use.

## Product Specifications



### Application Specification

English

---

### Agency Approvals

#### UL Report

English