

5767054-1 ✓ ACTIVE



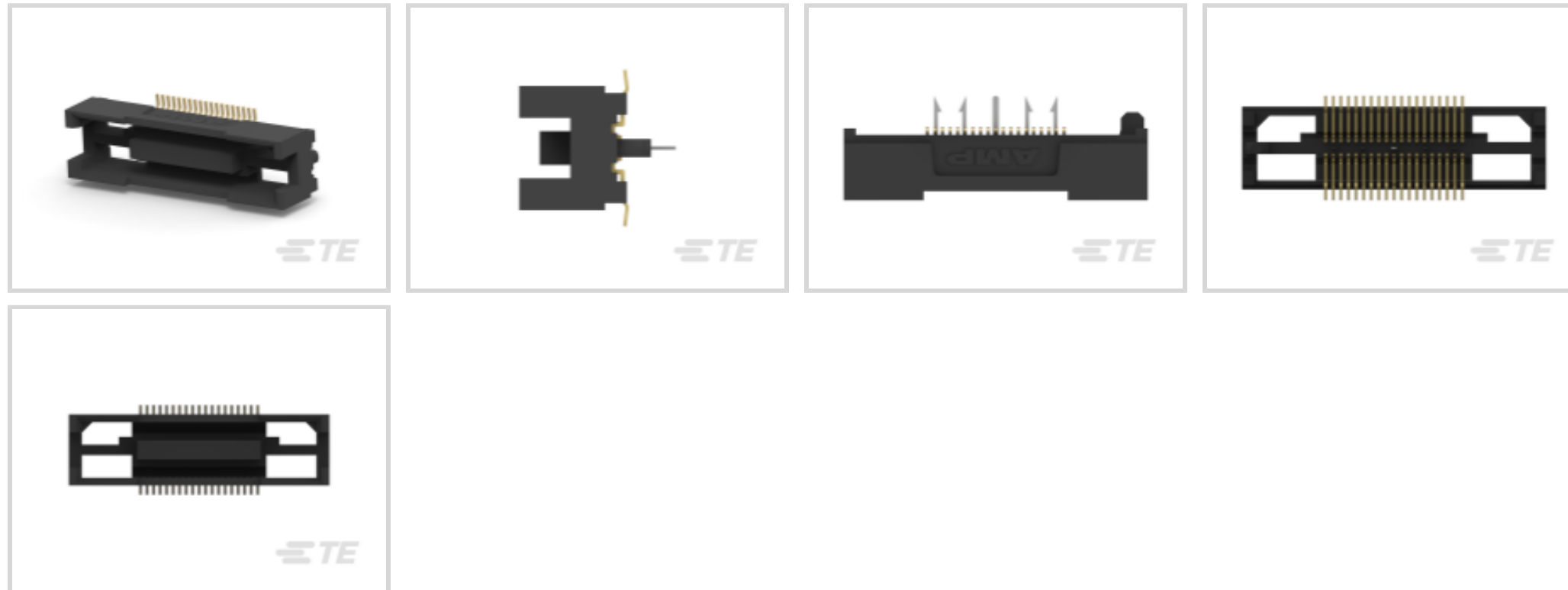
## MICTOR

TE Internal #: 5767054-1

PCB Mount Receptacle, Vertical, Board-to-Board, 38 Position, .64 mm [.025 in] Centerline, Fully Shrouded, Gold Flash over Palladium Nickel

[View on TE.com >](#)

Connectors > PCB Connectors > PCB Headers & Receptacles



EU RoHS Compliance: **Compliant**

EU ELV Compliance: **Compliant**

PCB Connector Assembly Type: **PCB Mount Receptacle**

PCB Mount Orientation: **Vertical**

Connector System: **Board-to-Board**

### Features

#### Other

EU RoHS Compliance	Compliant
EU ELV Compliance	Compliant

#### Product Type Features

Ground Feature Type	Ground Bus
PCB Connector Assembly Type	PCB Mount Receptacle
Connector System	Board-to-Board
Header Type	Fully Shrouded
Sealable	No
Connector & Contact Terminates To	Printed Circuit Board

#### Configuration Features

Number of Columns	19
Number of Signal Positions	38
Number of Power Positions	1
Board-to-Board Configuration	Parallel



Stackable	Yes
PCB Mount Orientation	Vertical
Number of Positions	38

### Electrical Characteristics

Operating Voltage	1 VDC
Impedance	50 $\Omega$
Insulation Resistance	2 M $\Omega$
Dielectric Withstanding Voltage (Max)	500 VAC

### Signal Characteristics

Data Rate	10 Gb/s
Differential Signaling	Yes

### Body Features

Primary Product Color	Black
-----------------------	-------

### Contact Features

PCB Contact Termination Area Plating Material Finish	Matte
Contact Mating Area Plating Material Thickness	.127 $\mu\text{m}$ [4.99999 $\mu\text{in}$ ]
PCB Contact Termination Area Plating Material Thickness	3.81 – 6.35 $\mu\text{m}$ [149.9997 – 249.9995 $\mu\text{in}$ ]
Contact Shape & Form	Dual Beam
Contact Layout	Inline
Contact Mating Area Length	1.63 mm[.064 in]
Contact Base Material	Copper Alloy
PCB Contact Termination Area Plating Material	Tin
Contact Mating Area Plating Material Finish	Matte
Contact Mating Area Plating Material	Gold Flash over Palladium Nickel
Contact Type	Socket
Contact Current Rating (Max)	11.5 A

### Termination Features

Rectangular Termination Post & Tail Width	.53 mm[.021 in]
Rectangular Termination Post & Tail Thickness	.2 mm[.008 in]
Termination Method to PCB	Surface Mount

### Mechanical Attachment

Mating Retention	With
------------------	------



PCB Mount Alignment Type	Locating Posts
--------------------------	----------------

PCB Mount Retention	With
---------------------	------

PCB Mount Alignment	With
---------------------	------

Connector Mounting Type	Board Mount
-------------------------	-------------

Mating Alignment	With
------------------	------

### Housing Features

Mating Entry Location	Top
-----------------------	-----

Housing Material	Matte
------------------	-------

Centerline (Pitch)	.64 mm [.025 in]
--------------------	------------------

### Dimensions

Stack Height	9 mm, 20 mm, 10.92 mm, 6.6 mm, 17.96 mm, 12.57 mm, 22.86 mm, 18.75 mm [.9 in]
--------------	---

Connector Width	6.9 mm [.272 in]
-----------------	------------------

PCB Thickness (Recommended)	1.57 mm [.13 in]
-----------------------------	------------------

Connector Height	5.99 mm [.236 in]
------------------	-------------------

Connector Length	25.4 mm [1 in]
------------------	----------------

### Usage Conditions

Operating Temperature Range	-55 – 125 °C [-67 – 257 °F]
-----------------------------	-----------------------------

### Operation/Application

Circuit Application	Signal
---------------------	--------

### Industry Standards

Compatible With Agency/Standards Products	UL, CSA
---	---------

UL Rating	Listed
-----------	--------

Compatible With Approved Standards Products	CSA 1195944, UL E28476
---	------------------------

UL Flammability Rating	UL 94V-0
------------------------	----------

### Packaging Features

Packaging Quantity	21
--------------------	----

Packaging Method	Tube, Box
------------------	-----------

### Product Compliance

[For compliance documentation, visit the product page on TE.com>](#)

EU RoHS Directive 2011/65/EU	Compliant
------------------------------	-----------



EU ELV Directive 2000/53/EC

Compliant

China RoHS 2 Directive MIIT Order No 32, 2016

No Restricted Materials Above Threshold

EU REACH Regulation (EC) No. 1907/2006

Current ECHA Candidate List: JUNE 2024 (241)  
Candidate List Declared Against: JUNE 2024 (241)  
Does not contain REACH SVHC

Halogen Content

Low Halogen - Br, Cl, F, I < 900 ppm per homogenous material. Also BFR/CFR/PVC Free

Solder Process Capability

Reflow solder capable to 260°C

Product Compliance Disclaimer

This information is provided based on reasonable inquiry of our suppliers and represents our current actual knowledge based on the information they provided. This information is subject to change. The part numbers that TE has identified as EU RoHS compliant have a maximum concentration of 0.1% by weight in homogenous materials for lead, hexavalent chromium, mercury, PBB, PBDE, DBP, BBP, DEHP, DIBP, and 0.01% for cadmium, or qualify for an exemption to these limits as defined in the Annexes of Directive 2011/65/EU (RoHS2). Finished electrical and electronic equipment products will be CE marked as required by Directive 2011/65/EU. Components may not be CE marked. Additionally, the part numbers that TE has identified as EU ELV compliant have a maximum concentration of 0.1% by weight in homogenous materials for lead, hexavalent chromium, and mercury, and 0.01% for cadmium, or qualify for an exemption to these limits as defined in the Annexes of Directive 2000/53/EC (ELV). Regarding the REACH Regulation, the information TE provides on SVHC in articles for this part number is based on the latest European Chemicals Agency (ECHA) 'Guidance on requirements for substances in articles' posted at this URL: <https://echa.europa.eu/guidance-documents/guidance-on-reach>

## Compatible Parts



TE Part # 5767005-8  
MICT,495PLUG,038,ASSY,.025,REC



TE Part # 5767007-8  
MICT,260PLUG,38,ASSY,.025,REC



TE Part # 5767056-1  
MICT,260,PLUG,38,ASSY,PDNI



TE Part # 5767006-1  
MICT,R/APLUG,38,ASSY,.025,.062



TE Part # 5767111-8  
MICT,PLG,038,ASY,.025 TAPE CAP




TE Part # 5767017-1  
MICT,900PLUG,38,ASSY,.025,REC



TE Part # 5767055-1  
MICT,R/APLUG,ASSY,38,PDNI



TE Part # 5767025-1  
MICTOR .707 PLUG ASSY, 38 POS.




TE Part # 5767032-1  
MICT,788PLUG,38,ASSY,.025,REC



TE Part # 5767057-1  
MICT,495,PLUG,038,PDNI



TE Part # 5767082-1  
MICT,495,PLUG,038,PDNI,BARBLES



TE Part # 5767117-1  
MICT,260,PLG,038,ASY,.025,PDNI



TE Part # 5767118-8  
MICT,PLG,038,ASY,.025,TAPE PKG



TE Part # 5767119-1  
MICT,PLG,038,ASY,.025,TAPE PKG



TE Part # 5767119-8  
MICT,PLG,038,ASY,.025,TAPE PKG



TE Part # 5767121-8  
MICT,PLG,038,ASY,.025,TAPE PKG



TE Part # 5767149-1  
MICTOR PLUG ASSY IN TAPE & REE



TE Part # 5767149-8  
MICTOR PLUG ASSY IN TAPE & REE



TE Part # 5767042-1  
MICT,738PLUG,038,ASSY,.025,EXT

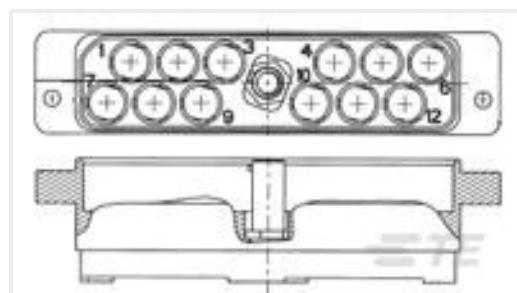
## Customers Also Bought



TE Part #2149966-1  
MiniSAS HD, 1x2 Rec Assy




TE Part #1462051-1  
HF351=50OHM140MW 3V MONO



TE Part #1604798-2  
ASY,RCPT,PWB MT,12 POS




TE Part #5-146258-2  
04 MODII HDR DRST B/A .100CL



TE Part #1-1437654-9  
6PCV-20-006=#6 TRIBARRIER



TE Part #5120527-2  
1FHP,84,30A/S,S,N,S10,12,13,15



TE Part #EP6584-000  
S01-05-R-CS4531

## Documents



**Product Drawings**

[MICT,RECPT,38,ASSY,PDNI](#)

English

---

**CAD Files**

[3D PDF](#)

3D

**Customer View Model**

[ENG\\_CVM\\_CVM\\_5767054-1\\_O.2d\\_dxf.zip](#)

English

**Customer View Model**

[ENG\\_CVM\\_CVM\\_5767054-1\\_O.3d\\_igs.zip](#)

English

**Customer View Model**

[ENG\\_CVM\\_CVM\\_5767054-1\\_O.3d\\_stp.zip](#)

English

[3D PDF](#)

English

**Customer View Model**

[ENG\\_CVM\\_5767054-1\\_O.2d\\_dxf.zip](#)

English

**Customer View Model**

[ENG\\_CVM\\_5767054-1\\_O.3d\\_igs.zip](#)

English

**Customer View Model**

[ENG\\_CVM\\_5767054-1\\_O.3d\\_stp.zip](#)

English

By downloading the CAD file I accept and agree to the [Terms and Conditions](#) of use.

---

**Datasheets & Catalog Pages**

[MICTOR Interconnection System](#)

English

[Fine Pitch Stacking Connectors - 0.635mm MICTOR Connectors](#)

English

---

**Product Specifications**

[Application Specification](#)

English