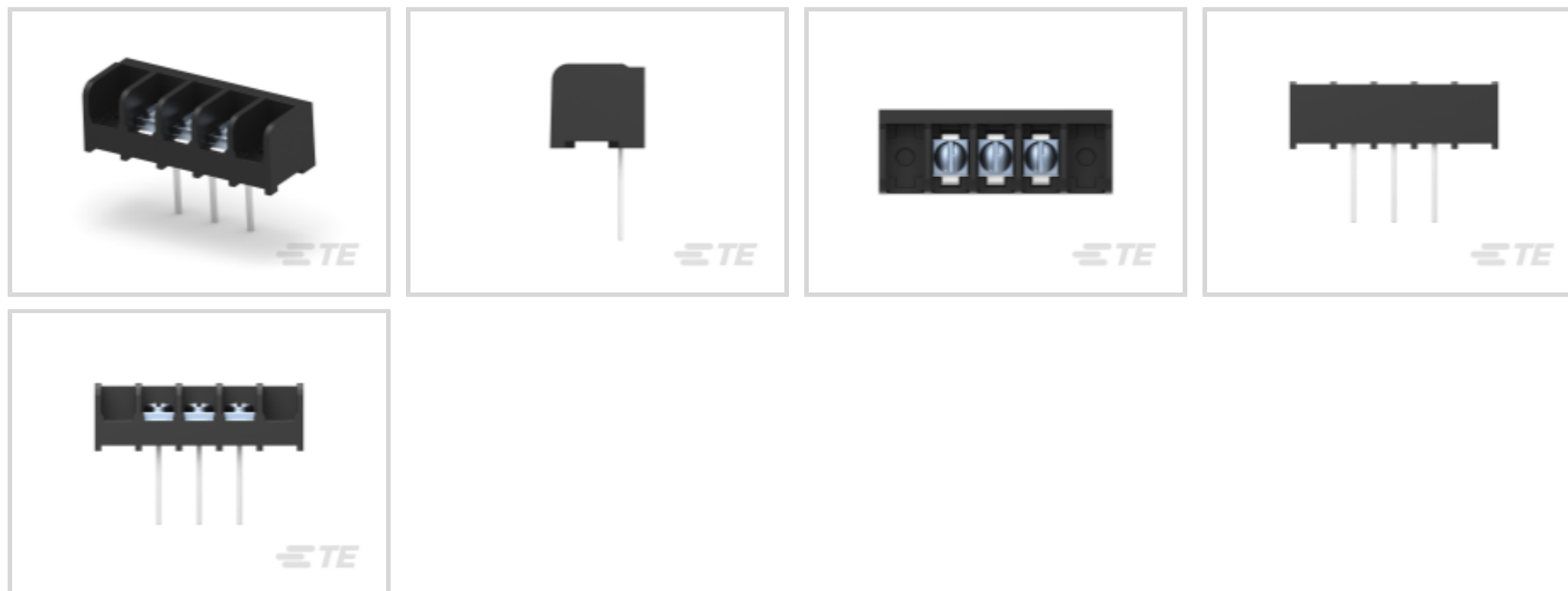




Connectors > Terminal Blocks & Strips > Barrier Strips

Barrier Strip Style: **Tri-Barrier**Bottom Termination Type: **Solderless Wire Wrap**Connector System: **Wire-to-Board**Number of Positions: **3**Centerline (Pitch): **9.53 mm [.375 in]**

Features

Body Features

Barrier Strip Style	Tri-Barrier
Primary Product Color	Black
Product Orientation	Vertical

Termination Features

Bottom Termination Type	Solderless Wire Wrap
-------------------------	----------------------

Product Type Features

Connector System	Wire-to-Board
Connector & Contact Terminates To	Wire & Cable
Block Style	Flat Bottom with standoffs

Configuration Features

Number of Positions	3
Number of Rows	1
Number of Levels	1

Housing Features



Centerline (Pitch)	9.53 mm [.375 in]
--------------------	-------------------

Housing Material	Thermoplastic
------------------	---------------

Electrical Characteristics

Operating Voltage	300 V, 600 V
-------------------	--------------

Dimensions

Wire Size	.3 – 3 mm ²
-----------	------------------------

Product Length	49.17 mm [1.936 in]
----------------	---------------------

Contact Features

Contact Current Rating (Max)	25 A
------------------------------	------

Contact Base Material	Copper Alloy
-----------------------	--------------

PCB Contact Termination Area Plating Material	Tin
---	-----

Mechanical Attachment

Connector Mounting Type	Panel Mount
-------------------------	-------------

Top Termination Type	Wire Clamp Combo Head
----------------------	-----------------------

Mounting Options	6-32 Mounting Threads
------------------	-----------------------

Screw Plating Material	Zinc
------------------------	------

Screw Material	Steel
----------------	-------

Thread Size	6-32
-------------	------

Screw Head Type	Combo Phil-Slot
-----------------	-----------------

Other

EU RoHS Compliance	Compliant
--------------------	-----------

EU ELV Compliance	Compliant
-------------------	-----------

Operation/Application

Circuit Application	Power
---------------------	-------

Industry Standards

UL Flammability Rating	UL 94V-0
------------------------	----------

Packaging Features

Packaging Method	Package
------------------	---------

Packaging Quantity	125
--------------------	-----

Product Compliance


[For compliance documentation, visit the product page on TE.com>](#)

EU RoHS Directive 2011/65/EU	Compliant
EU ELV Directive 2000/53/EC	Compliant
China RoHS 2 Directive MIIT Order No 32, 2016	No Restricted Materials Above Threshold
EU REACH Regulation (EC) No. 1907/2006	Current ECHA Candidate List: JUNE 2024 (241) Candidate List Declared Against: JUNE 2024 (241) Does not contain REACH SVHC
Halogen Content	Low Halogen - Br, Cl, F, I < 900 ppm per homogenous material. Also BFR/CFR/PVC Free
Solder Process Capability	Wave solder capable to 265°C

Product Compliance Disclaimer

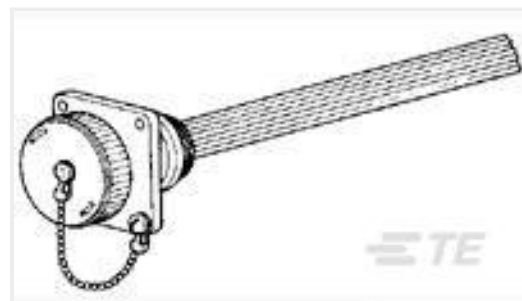
This information is provided based on reasonable inquiry of our suppliers and represents our current actual knowledge based on the information they provided. This information is subject to change. The part numbers that TE has identified as EU RoHS compliant have a maximum concentration of 0.1% by weight in homogenous materials for lead, hexavalent chromium, mercury, PBB, PBDE, DBP, BBP, DEHP, DIBP, and 0.01% for cadmium, or qualify for an exemption to these limits as defined in the Annexes of Directive 2011/65/EU (RoHS2). Finished electrical and electronic equipment products will be CE marked as required by Directive 2011/65/EU. Components may not be CE marked. Additionally, the part numbers that TE has identified as EU ELV compliant have a maximum concentration of 0.1% by weight in homogenous materials for lead, hexavalent chromium, and mercury, and 0.01% for cadmium, or qualify for an exemption to these limits as defined in the Annexes of Directive 2000/53/EC (ELV). Regarding the REACH Regulation, the information TE provides on SVHC in articles for this part number is based on the latest European Chemicals Agency (ECHA) 'Guidance on requirements for substances in articles' posted at this URL: <https://echa.europa.eu/guidance-documents/guidance-on-reach>

Also in the Series | [Buchanan 6 Series](#)



[Barrier Strips\(149\)](#)

Customers Also Bought



TE Part #208800-1
SEALING CAP ASSY,SZ 11,CPC



TE Part #1-881545-2
AMP SHUNT ASS'Y

Documents

Product Drawings

[6WWW-03-006=TRI BARRIER STRP](#)

English

CAD Files

[3D PDF](#)

3D

Customer View Model

[ENG_CVM_CVM_796608-1_K.2d_dxf.zip](#)

English

Customer View Model

[ENG_CVM_CVM_796608-1_K.3d_igs.zip](#)

English

Customer View Model

[ENG_CVM_CVM_796608-1_K.3d_stp.zip](#)

English

By downloading the CAD file I accept and agree to the [Terms and Conditions](#) of use.

Datasheets & Catalog Pages

[1-1773458-2_BARRIER_STRIPS_QUICK_REFERENCE_GUIDE](#)

English

Agency Approvals

[UL](#)

English