

2232043-5 ✓ ACTIVE

[RAST](#) | [RAST 5 IDC Connectors](#)


TE Internal #: 2232043-5

PCB Mount Header, Vertical, Wire-to-Board, 5 Position, 5 mm [.197 in] Centerline, Fully Shrouded, Silver, Through Hole - Solder, RAST 5 IDC Connectors

[View on TE.com >](#)



Connectors > PCB Connectors > PCB Headers & Receptacles



EU RoHS Compliance: **Compliant**

EU ELV Compliance: **Compliant**

PCB Connector Assembly Type: **PCB Mount Header**

PCB Mount Orientation: **Vertical**

Connector System: **Wire-to-Board**

## Features

### Other

EU RoHS Compliance	Compliant
EU ELV Compliance	Compliant

### Product Type Features

PCB Connector Assembly Type	PCB Mount Header
Connector System	Wire-to-Board
Header Type	Fully Shrouded
Sealable	No
Connector & Contact Terminates To	Printed Circuit Board

### Configuration Features

Keying & Polarized Position Locations	2D
PCB Mount Orientation	Vertical
Number of Positions	5
Number of Rows	1

### Electrical Characteristics



Operating Voltage	250 VAC
-------------------	---------

### Body Features

Primary Product Color	Natural
-----------------------	---------

### Contact Features

Contact Mating Area Plating Material Thickness	1 $\mu\text{m}$ [39.37 $\mu\text{in}$ ]
--	---

Mating Tab Width	6.3 mm[.248 in]
------------------	-----------------

PCB Contact Termination Area Plating Material Thickness	3.8 $\mu\text{m}$ [149.606 $\mu\text{in}$ ]
---	---

Contact Shape & Form	Square
----------------------	--------

Contact Layout	Inline
----------------	--------

Contact Mating Area Length	8.5 mm[.33 in]
----------------------------	----------------

Contact Base Material	Copper Alloy
-----------------------	--------------

Mating Tab Thickness	.8 mm[.032 in]
----------------------	----------------

PCB Contact Termination Area Plating Material	Tin
---	-----

Contact Mating Area Plating Material Finish	Matte
---	-------

Contact Mating Area Plating Material	Silver
--------------------------------------	--------

Contact Type	Tab
--------------	-----

Contact Current Rating (Max)	16 A
------------------------------	------

### Termination Features

Termination Post & Tail Length	3.5 mm[.138 in]
--------------------------------	-----------------

Square Termination Post & Tail Dimension	.8 mm[.032 in]
--	----------------

Termination Method to PCB	Through Hole - Solder
---------------------------	-----------------------

### Mechanical Attachment

Mating Retention Type	Latch
-----------------------	-------

Mating Retention	With
------------------	------

Mating Alignment Type	Keyed, Polarization
-----------------------	---------------------

PCB Mount Alignment Type	Polarizing Pegs
--------------------------	-----------------

PCB Mount Retention	Without
---------------------	---------

PCB Mount Alignment	With
---------------------	------

Connector Mounting Type	Board Mount
-------------------------	-------------

Mating Alignment	With
------------------	------

### Housing Features

Housing Material	Nylon
------------------	-------



Centerline (Pitch)	5 mm [.197 in]
--------------------	----------------

### Dimensions

Row-to-Row Spacing	5 mm [.197 in]
PCB Thickness (Recommended)	1.5 mm [.06 in]
Connector Height	12.8 mm [.5 in] [.503 in]
Connector Length	32.3 mm [1.27 in]

### Usage Conditions

Operating Temperature Range	-40 – 120 °C [-40 – 248 °F]
-----------------------------	-----------------------------

### Operation/Application

Circuit Application	Power
---------------------	-------

### Industry Standards

UL Flammability Rating	UL 94V-0
------------------------	----------

### Packaging Features

Packaging Quantity	63
Packaging Method	Loose Piece

### Product Compliance

[For compliance documentation, visit the product page on TE.com>](#)

EU RoHS Directive 2011/65/EU	Compliant
EU ELV Directive 2000/53/EC	Compliant
China RoHS 2 Directive MIIT Order No 32, 2016	No Restricted Materials Above Threshold
EU REACH Regulation (EC) No. 1907/2006	Current ECHA Candidate List: JUNE 2024 (241) Candidate List Declared Against: JUNE 2024 (241) Does not contain REACH SVHC
Halogen Content	Not Low Halogen - contains Br or Cl > 900 ppm.
Solder Process Capability	Not reviewed for solder process capability

#### Product Compliance Disclaimer


This information is provided based on reasonable inquiry of our suppliers and represents our current actual knowledge based on the information they provided. This information is subject to change. The part numbers that TE has identified as EU RoHS compliant have a maximum concentration of 0.1% by weight in homogenous materials for lead, hexavalent chromium, mercury, PBB, PBDE, DBP, BBP, DEHP, DIBP, and 0.01% for cadmium, or qualify for an exemption to these limits as defined in the Annexes of Directive 2011/65/EU (RoHS2). Finished electrical and electronic equipment products will be CE marked as required by Directive 2011/65/EU. Components may not be CE marked. Additionally, the part numbers that TE has identified as EU ELV compliant have a maximum concentration of 0.1% by weight in homogenous

materials for lead, hexavalent chromium, and mercury, and 0.01% for cadmium, or qualify for an exemption to these limits as defined in the Annexes of Directive 2000/53/EC (ELV). Regarding the REACH Regulation, the information TE provides on SVHC in articles for this part number is based on the latest European Chemicals Agency (ECHA) 'Guidance on requirements for substances in articles' posted at this URL: <https://echa.europa.eu/guidance-documents/guidance-on-reach>

## Compatible Parts



TE Part # 2232043-3  
3P, RAST 5 Tab Header, THV



TE Part # 2232512-5  
5P, RAST 5 Tab Header, THV



TE Part # 1971846-5  
5P, RAST 5 Tab Header, THV



TE Part # 1971954-5  
5P, RAST 5 Tab Header, THV




TE Part # 2-2322950-5  
5P, RAST 5 TAB HEADER SELEC, THV, OPP



TE Part # 2232043-4  
4P, RAST 5 Tab Header, THV



TE Part # 2232043-6  
6P, RAST 5 Tab Header, THV



TE Part # 2232043-7  
7P, RAST 5 Tab Header, THV



TE Part # 2232043-8  
8P, RAST 5 Tab Header, THV



TE Part # 2232044-4  
4P, RAST 5 Tab Header, THV



TE Part # 2232044-5  
5P, RAST 5 Tab Header, THV



TE Part # 2232044-6  
6P, RAST 5 Tab Header, THV



TE Part # 2232044-8  
8P, RAST 5 Tab Header, THV



TE Part # 2232045-3  
3P, RAST 5 Tab Header, THV



TE Part # 2232045-6  
6P, RAST 5 Tab Header, THV



TE Part # 2232046-4  
4P, RAST 5 Tab Header, THV

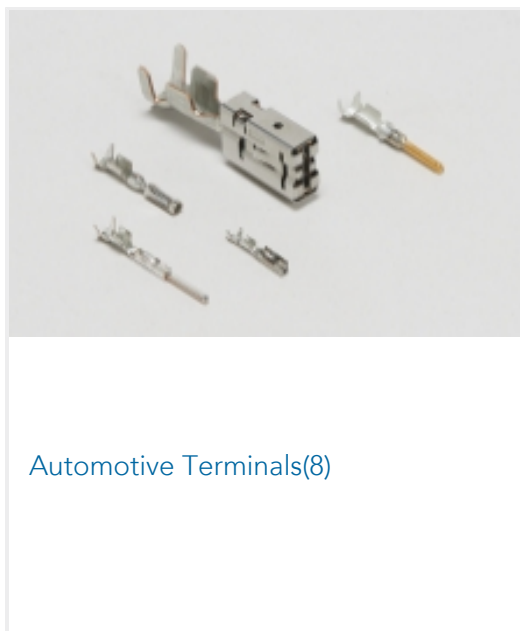


TE Part # 2232511-5  
3P, RAST 5 TAB HEADER, THV

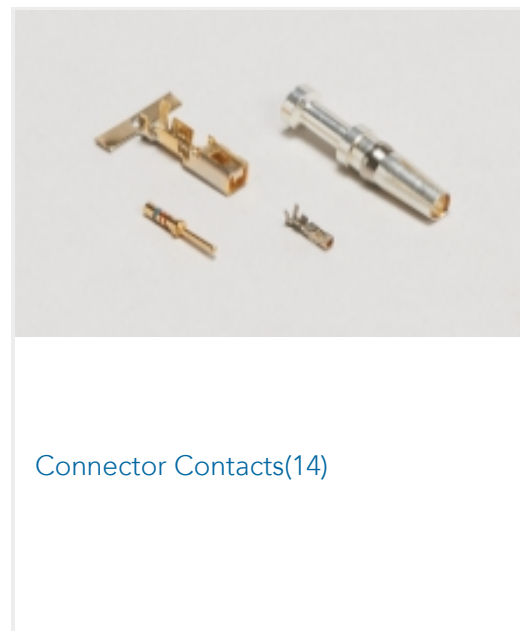


TE Part # 2322950-5  
5P, RAST 5 TAB HEADER SELEC, THV, OPP

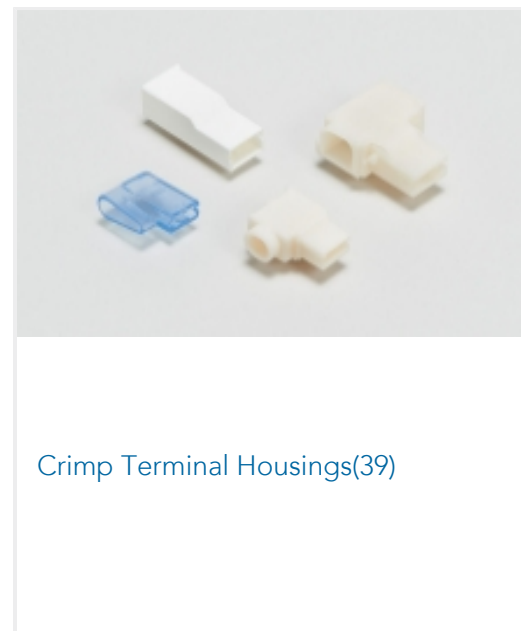
## Also in the Series | RAST 5 IDC Connectors



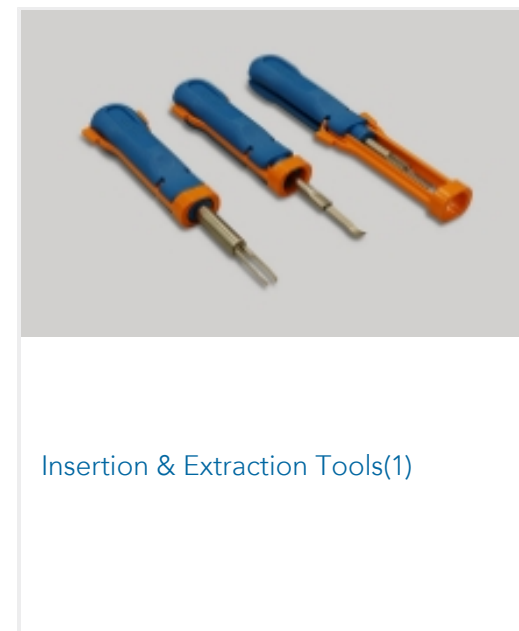
Automotive Terminals(8)



Connector Contacts(14)




Crimp Terminal Housings(39)



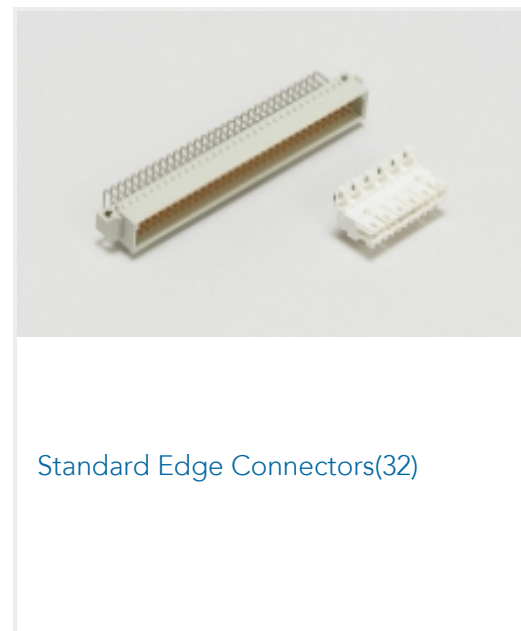
Insertion & Extraction Tools(1)




PCB Headers & Receptacles(417)



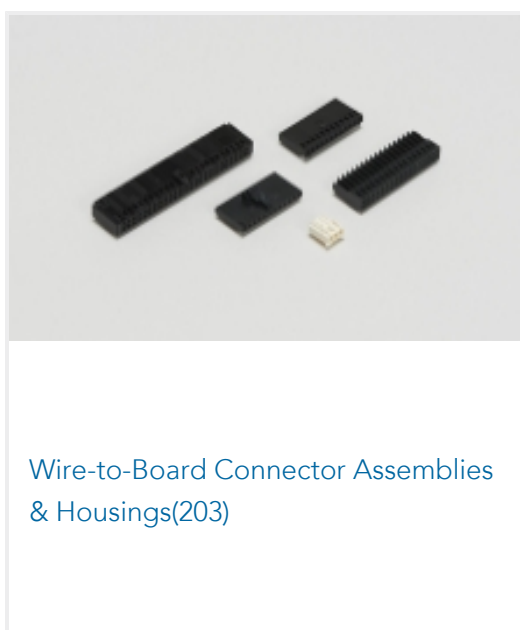
Rectangular Connector Housings(1)



Standard Edge Connectors(32)



Standard Rectangular Connectors(63)

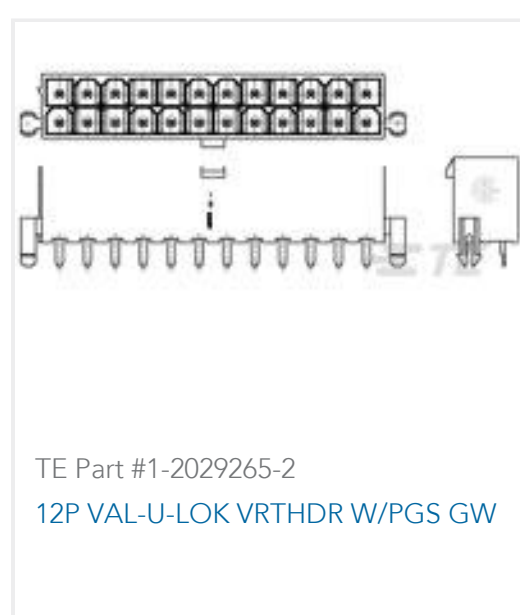


Wire-to-Board Connector Assemblies & Housings(203)

## Customers Also Bought



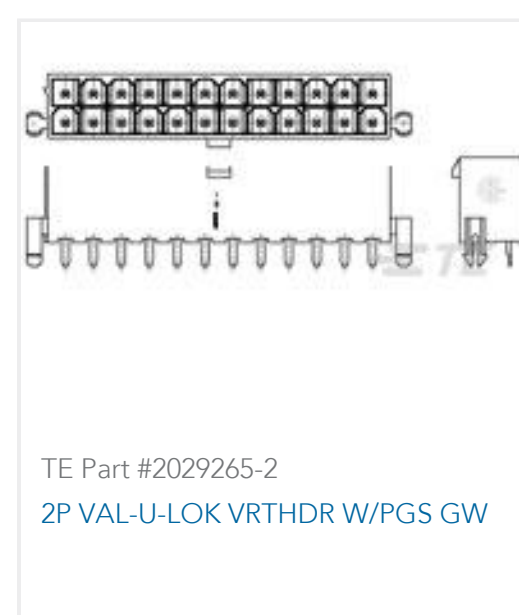
TE Part #6609008-3  
6EJH1=F8043 S0



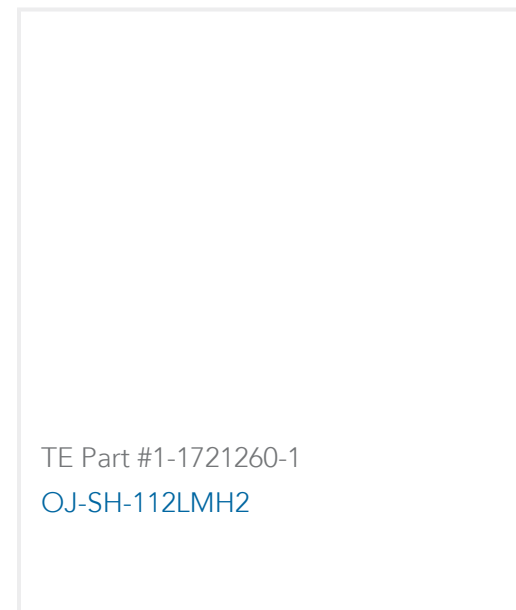
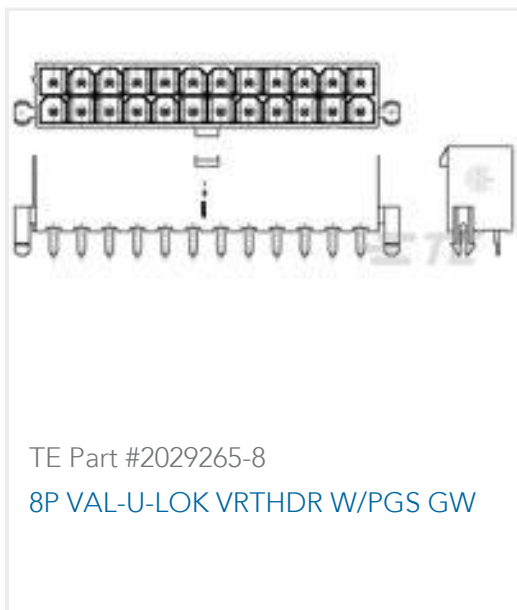
TE Part #1-2029265-2  
12P VAL-U-LOK VRTHDR W/PGS GW



TE Part #1-1971845-2  
2P, RAST 5 Tab Header, THV



TE Part #2029265-2  
2P VAL-U-LOK VRTHDR W/PGS GW



## Documents

### Product Drawings

#### 5P, RAST 5 Tab Header, THV

English

### CAD Files

#### 3D PDF

3D

#### Customer View Model

[ENG\\_CVM\\_CVM\\_2232043-5\\_A\\_c-2232043-5-a.2d\\_dxf.zip](#)

English

#### Customer View Model

[ENG\\_CVM\\_CVM\\_2232043-5\\_A\\_c-2232043-5-a.3d\\_igs.zip](#)

English

#### Customer View Model

[ENG\\_CVM\\_CVM\\_2232043-5\\_A\\_c-2232043-5-a.3d\\_stp.zip](#)

English

By downloading the CAD file I accept and agree to the [Terms and Conditions](#) of use.

### Datasheets & Catalog Pages

#### RAST Connector System Catalog

English

### Product Specifications

#### Product Specification

English

### Agency Approvals

#### VDE Certificate

English

#### VDE Certificate

English