

969973-8 ✓ ACTIVE

AMPMODU | AMPMODU HV-100/HV-190

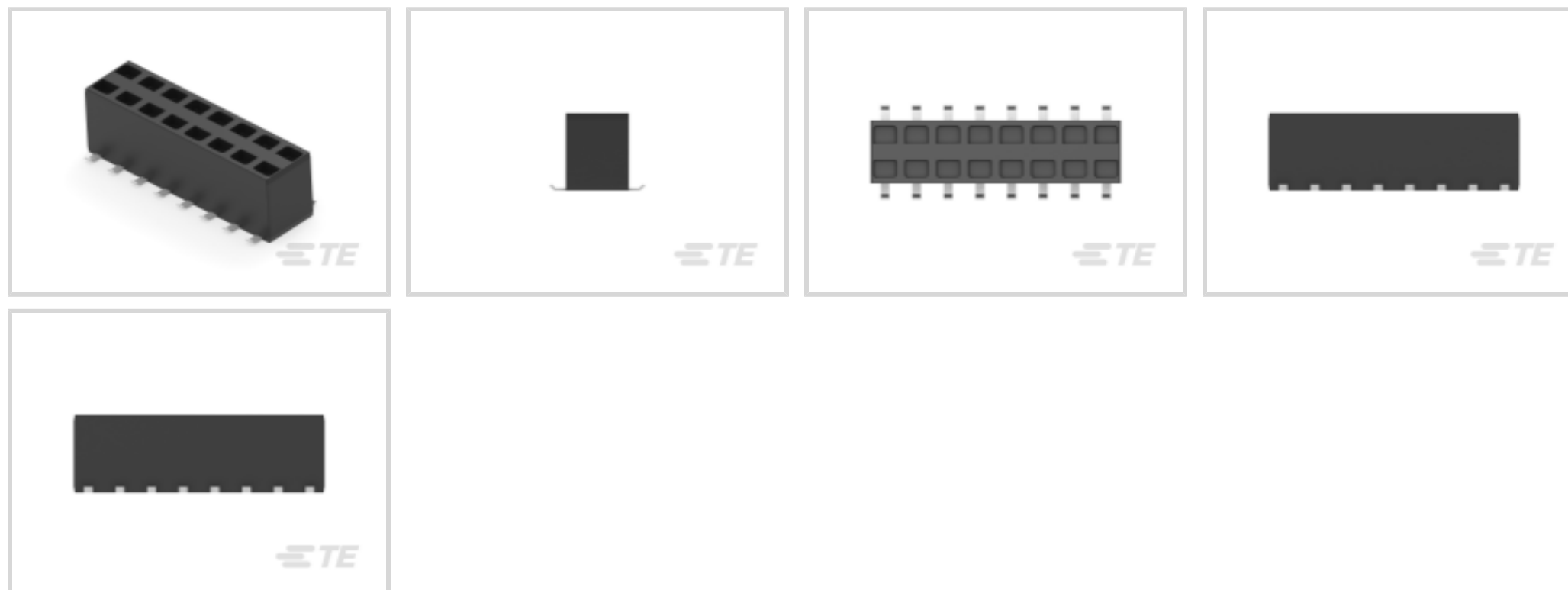
TE Internal #: 969973-8

PCB Mount Receptacle, Vertical, Board-to-Board, 16 Position, 2.54 mm [.1 in] Centerline, Gold, Surface Mount, Signal, Black, AMPMODU HV-100/HV-190

[View on TE.com >](#)



Connectors > PCB Connectors > PCB Headers & Receptacles



EU RoHS Compliance: **Compliant**

EU ELV Compliance: **Compliant**

PCB Connector Assembly Type: **PCB Mount Receptacle**

PCB Mount Orientation: **Vertical**

Connector System: **Board-to-Board**

Features

Other

EU RoHS Compliance	Compliant
EU ELV Compliance	Compliant

Product Type Features

PCB Connector Assembly Type	PCB Mount Receptacle
Connector System	Board-to-Board
Sealable	No
Connector & Contact Terminates To	Printed Circuit Board

Configuration Features

Board-to-Board Configuration	Parallel
Stackable	Yes
PCB Mount Orientation	Vertical
Number of Positions	16
Number of Rows	2

Body Features



Connector Profile	Standard
Primary Product Color	Black

Contact Features

Contact Underplating Material	Nickel
Mating Pin Diameter	.63 mm[.025 in]
Contact Underplating Material Thickness	1.27 μ m[50 μ in]
Contact Mating Area Plating Material Thickness	.762 μ m[30 μ in]
Mating Square Post Dimension	.64 mm[.025 in]
PCB Contact Termination Area Plating Material Thickness	2.5 μ m[98.42 μ in]
Contact Layout	Inline
Contact Protection Type	Closed Entry Housing
Contact Base Material	Phosphor Bronze
PCB Contact Termination Area Plating Material	Tin
Contact Mating Area Plating Material	Gold
Contact Type	Socket
Contact Current Rating (Max)	3 A

Termination Features

Rectangular Termination Post & Tail Width	.7 mm[.027 in]
Rectangular Termination Post & Tail Thickness	.2 mm[.008 in]
Termination Method to PCB	Surface Mount

Mechanical Attachment

PCB Mount Retention	Without
PCB Mount Alignment	Without
Connector Mounting Type	Board Mount
Mating Alignment	Without

Housing Features

Mating Entry Location	Bottom & Top
Housing Material	LCP (Liquid Crystal Polymer)
Centerline (Pitch)	2.54 mm[.1 in]

Dimensions

Row-to-Row Spacing	2.54 mm[.1 in]
Stack Height	9 mm[.354 in]



PCB Thickness (Recommended)	1.6 mm[.063 in]
-----------------------------	-----------------

Connector Height	6.2 mm[.244 in]
------------------	-----------------

Usage Conditions

Operating Temperature Range	-65 – 125 °C[-85 – 257 °F]
-----------------------------	----------------------------

Operation/Application

Solder Process Feature	Board Standoff
------------------------	----------------

Circuit Application	Signal
---------------------	--------

Industry Standards

UL Flammability Rating	UL 94V-0
------------------------	----------

Packaging Features

Packaging Quantity	600
--------------------	-----

Packaging Method	Reel
------------------	------

Product Compliance

[For compliance documentation, visit the product page on TE.com>](#)

EU RoHS Directive 2011/65/EU	Compliant
------------------------------	-----------

EU ELV Directive 2000/53/EC	Compliant
-----------------------------	-----------

China RoHS 2 Directive MIIT Order No 32, 2016	No Restricted Materials Above Threshold
---	---

EU REACH Regulation (EC) No. 1907/2006	Current ECHA Candidate List: JUNE 2024 (241) Candidate List Declared Against: JUNE 2024 (241) Does not contain REACH SVHC
--	---

Halogen Content	Low Halogen - Br, Cl, F, I < 900 ppm per homogenous material. Also BFR/CFR/PVC Free
-----------------	---

Solder Process Capability	Reflow solder capable to 260°C
---------------------------	--------------------------------

Product Compliance Disclaimer

This information is provided based on reasonable inquiry of our suppliers and represents our current actual knowledge based on the information they provided. This information is subject to change. The part numbers that TE has identified as EU RoHS compliant have a maximum concentration of 0.1% by weight in homogenous materials for lead, hexavalent chromium, mercury, PBB, PBDE, DBP, BBP, DEHP, DIBP, and 0.01% for cadmium, or qualify for an exemption to these limits as defined in the Annexes of Directive 2011/65/EU (RoHS2). Finished electrical and electronic equipment products will be CE marked as required by Directive 2011/65/EU. Components may not be CE marked. Additionally, the part numbers that TE has identified as EU ELV compliant have a maximum concentration of 0.1% by weight in homogenous materials for lead, hexavalent chromium, and mercury, and 0.01% for cadmium, or qualify for an exemption to these limits as defined in the Annexes of Directive 2000/53/EC (ELV). Regarding the REACH Regulation, the information TE provides on SVHC in articles for this part number is based on the latest European Chemicals Agency (ECHA) 'Guidance on requirements for substances in articles' posted at this URL: <https://echa.europa.eu/guidance-documents/guidance-on-reach>


Compatible Parts



TE Part # 1241050-8
2x8P MOD II BREAK AWAY HDR,SMD, BLISTER



TE Part # 826632-8
8P AMPMODU II PIN HDR.



TE Part # 826656-8
8P AMPMODU II STIFT LEI



TE Part # 826664-8
8P MOD2 STIFT LEI



TE Part # 826634-8
08P MODU 2 PIN HDR



TE Part # 826662-8
8P AMPMODU II STIFT LEI



TE Part # 826658-8
8P AMPMODU II STIFT LEI



TE Part # 829394-8
2X8P MOD II UNSHRD HDR, ST, 0.8 AU



TE Part # 966269-8
2x8P MOD II BREAK AWAY HDR,SMD, TUBE PKG




TE Part # 966709-8
2X8P MODU II BREAK AWAY HEADER, SMD



TE Part # 215447-8
2x8 POS AMPMODU MOD II HDR ACTION PIN

Also in the Series | [AMPMODU HV-100/HV-190](#)



PCB Headers & Receptacles(321)

Customers Also Bought



Documents

CAD Files

Customer View Model

[ENG_CVM_CVM_969973-8_E.2d_dxf.zip](#)

English

3D PDF

3D

Customer View Model

[ENG_CVM_CVM_969973-8_E.3d_igs.zip](#)

English

Customer View Model

[ENG_CVM_CVM_969973-8_E.3d_stp.zip](#)

English

By downloading the CAD file I accept and agree to the [Terms and Conditions](#) of use.