

1-2132415-4 ✓ ACTIVE



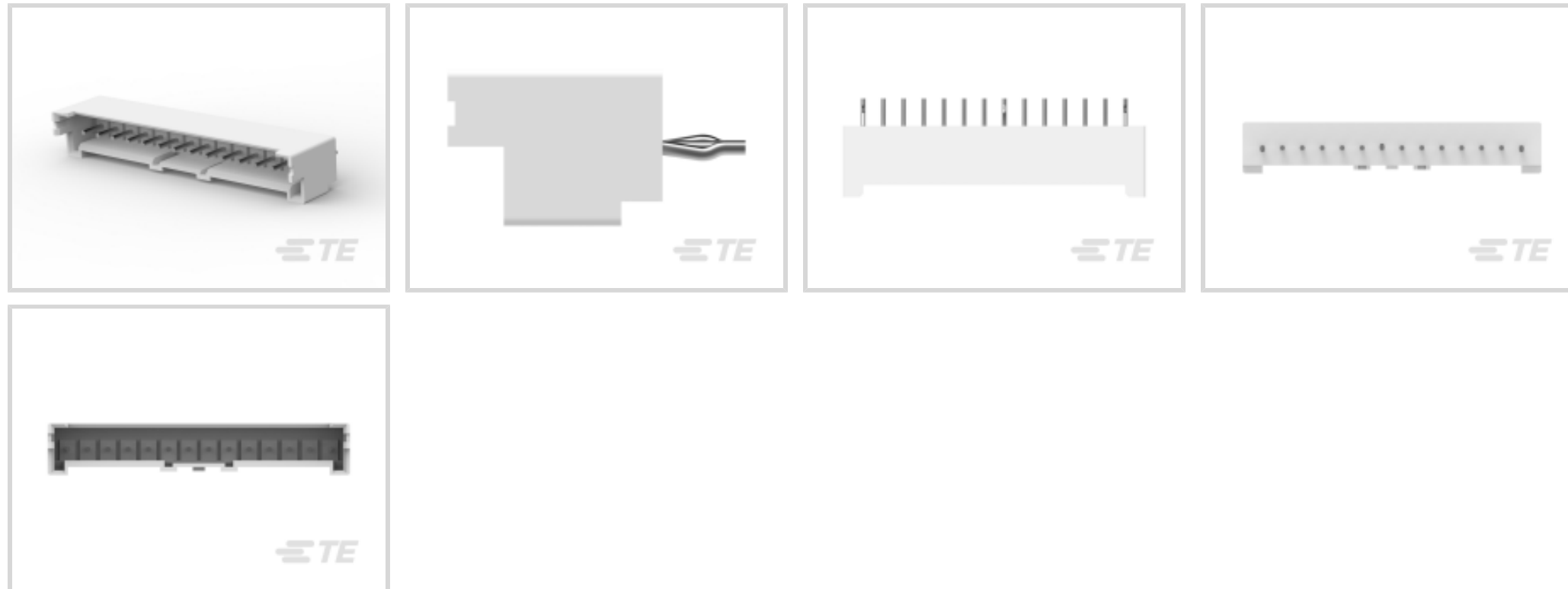
Economy Power 2.5

TE Internal #: 1-2132415-4

PCB Mount Header, Vertical, Wire-to-Board, 14 Position, 2.5 mm [.098 in] Centerline, Fully Shrouded, Tin, Through Hole - Solder, Economy Power 2.5

[View on TE.com >](#)

Connectors > PCB Connectors > PCB Headers & Receptacles



EU RoHS Compliance: **Compliant**

EU ELV Compliance: **Compliant**

PCB Connector Assembly Type: **PCB Mount Header**

PCB Mount Orientation: **Vertical**

Connector System: **Wire-to-Board**

### Features

#### Other

EU RoHS Compliance	Compliant
EU ELV Compliance	Compliant

#### Product Type Features

PCB Connector Assembly Type	PCB Mount Header
Connector System	Wire-to-Board
Header Type	Fully Shrouded
Sealable	No
Connector & Contact Terminates To	Printed Circuit Board

#### Configuration Features

Connector Contact Load Condition	Fully Loaded
PCB Mount Orientation	Vertical
Number of Positions	14
Number of Rows	1

#### Electrical Characteristics



Operating Voltage	250 VAC
-------------------	---------

### Body Features

Primary Product Color	Natural
-----------------------	---------

### Contact Features

Mating Pin Diameter	.6 mm [.024 in]
---------------------	-----------------

Contact Mating Area Plating Material Thickness	2 – 5 $\mu$ m [80 – 200 $\mu$ in]
--	-----------------------------------

PCB Contact Termination Area Plating Material Thickness	2.032 $\mu$ m [80 $\mu$ in]
---	-----------------------------

Contact Shape & Form	Round
----------------------	-------

Contact Layout	Inline
----------------	--------

Contact Mating Area Length	3.6 mm [.142 in]
----------------------------	------------------

Contact Base Material	Brass
-----------------------	-------

PCB Contact Termination Area Plating Material	Tin
---	-----

Contact Mating Area Plating Material Finish	Bright
---	--------

Contact Mating Area Plating Material	Tin
--------------------------------------	-----

Contact Type	Pin
--------------	-----

Contact Current Rating (Max)	4.2 A
------------------------------	-------

### Termination Features

Termination Post & Tail Diameter	.6 mm [.024 in]
----------------------------------	-----------------

Termination Post & Tail Length	3.4 mm [.134 in]
--------------------------------	------------------

Termination Method to PCB	Through Hole - Solder
---------------------------	-----------------------

### Mechanical Attachment

Mating Retention Type	Latch
-----------------------	-------

Mating Retention	With
------------------	------

Mating Alignment Type	Polarization
-----------------------	--------------

PCB Mount Retention	With
---------------------	------

PCB Mount Alignment	Without
---------------------	---------

Connector Mounting Type	Board Mount
-------------------------	-------------

Mating Alignment	With
------------------	------

### Housing Features

Housing Material	PBT GF
------------------	--------

Centerline (Pitch)	2.5 mm [.098 in]
--------------------	------------------

### Dimensions



Connector Width	6.4 mm[.252 in]
PCB Thickness (Recommended)	1.6 mm[.063 in]
Connector Height	8.8 mm[.346 in]
Connector Length	37.5 mm[1.48 in]

**Usage Conditions**

Operating Temperature Range	-55 – 105 °C[-67 – 221 °F]
-----------------------------	----------------------------

**Operation/Application**

Circuit Application	Power & Signal
---------------------	----------------

**Industry Standards**

Glow Wire Rating	Standard Part - Not Glow Wire
UL Flammability Rating	UL 94V-0

**Packaging Features**

Packaging Quantity	300
Packaging Method	Bag

**Product Compliance**

[For compliance documentation, visit the product page on TE.com>](#)

EU RoHS Directive 2011/65/EU	Compliant
EU ELV Directive 2000/53/EC	Compliant
China RoHS 2 Directive MIIT Order No 32, 2016	No Restricted Materials Above Threshold
EU REACH Regulation (EC) No. 1907/2006	Current ECHA Candidate List: JUNE 2024 (241) Candidate List Declared Against: JAN 2021 (211) Does not contain REACH SVHC
Halogen Content	Not Low Halogen - contains Br or Cl > 900 ppm.
Solder Process Capability	Wave solder capable to 265°C

Product Compliance Disclaimer

This information is provided based on reasonable inquiry of our suppliers and represents our current actual knowledge based on the information they provided. This information is subject to change. The part numbers that TE has identified as EU RoHS compliant have a maximum concentration of 0.1% by weight in homogenous materials for lead, hexavalent chromium, mercury, PBB, PBDE, DBP, BBP, DEHP, DIBP, and 0.01% for cadmium, or qualify for an exemption to these limits as defined in the Annexes of Directive 2011/65/EU (RoHS2). Finished electrical and electronic equipment products will be CE marked as required by Directive 2011/65/EU. Components may not be CE marked. Additionally, the part numbers that TE has identified as EU ELV compliant have a maximum concentration of 0.1% by weight in homogenous materials for lead, hexavalent chromium, and mercury, and 0.01% for cadmium, or qualify for an exemption to these limits as defined in the Annexes of Directive 2000/53/EC (ELV). Regarding the REACH Regulation, the information TE provides

on SVHC in articles for this part number is based on the latest European Chemicals Agency (ECHA) 'Guidance on requirements for substances in articles' posted at this URL: <https://echa.europa.eu/guidance-documents/guidance-on-reach>

## Compatible Parts



TE Part # 1-1969442-4  
EP 2.5 TPA Housing, 14 Pos



TE Part # 2110989-1  
EP 2.5 RCPT CONTACT, 26-22 AWG



TE Part # 1-1969582-0  
ASSY, HDR, VERT, NO-BOSS, DUAL ROW, EP2.5



TE Part # 1-1969730-4  
EP2.5 SHROUDED HDR ASSY 14P VERTICAL



TE Part # 1-1744417-4  
14 POS EP 2.5 HSG, GLOW WIRE




TE Part # 1-1969541-4  
RETAINER, TPA, DUAL ROW, EP2.5




TE Part # 2336075-2  
HTSM WITH EP CONNECTOR

## Also in the Series | Economy Power 2.5




Connector Contacts(6)



Connector Hardware(49)



PCB Headers & Receptacles(533)



Wire-to-Board Connector Assemblies & Housings(305)

## Customers Also Bought



TE Part #1-640455-4  
14P MTA100 HDR ASSY SQ R/A POL




TE Part #1-1123723-6  
3.96 EP HDR ASSY 6P(NATURAL)



TE Part #2232983-1  
EP 2.5 LIF RCPT CONTACT, 24-20 AWG




TE Part #1-1744037-0  
10P EC PWR.200 CL HDR ASSY VRT



TE Part #1744426-2  
Header Housing Assy, EP 2.5 RA, 2 Pos.




TE Part #1-1744417-4  
14 POS EP 2.5 HSG, GLOW WIRE



TE Part #1-2132230-1  
EP2.5 Shrouded HDR ASSY 11P VE



TE Part #1-2323750-4  
ASSY,HDR,RIGHT ANGLE,GWT,DUAL ROW, EP2.5



TE Part #2-2324245-8  
ASSY,HDR,VERT,GWT,BOSSSED,DUAL ROW, EP2.5

## Documents

### CAD Files

#### 3D PDF

3D

#### Customer View Model

[ENG\\_CVM\\_CVM\\_1-2132415-4\\_G.2d\\_dxf.zip](#)

English

#### Customer View Model

[ENG\\_CVM\\_CVM\\_1-2132415-4\\_G.3d\\_igs.zip](#)

English

#### Customer View Model

[ENG\\_CVM\\_CVM\\_1-2132415-4\\_G.3d\\_stp.zip](#)

English

By downloading the CAD file I accept and agree to the [Terms and Conditions](#) of use.

### Datasheets & Catalog Pages

[7-1773458-5\\_ECONOMY\\_POWER\\_QRG](#)

English

[7-1773461-6\\_EP2.5\\_Connector\\_Series](#)

English

### Product Specifications

[Application Specification](#)

English

### Agency Approvals

[VDE Certificate](#)

English

1-2132415-4

PCB Mount Header, Vertical, Wire-to-Board, 14 Position, 2.5 mm [.098 in] Centerline,  
Fully Shrouded, Tin, Through Hole - Solder, Economy Power 2.5

