

521384-4 ✓ ACTIVE

RAST | RAST 5 IDC Connectors

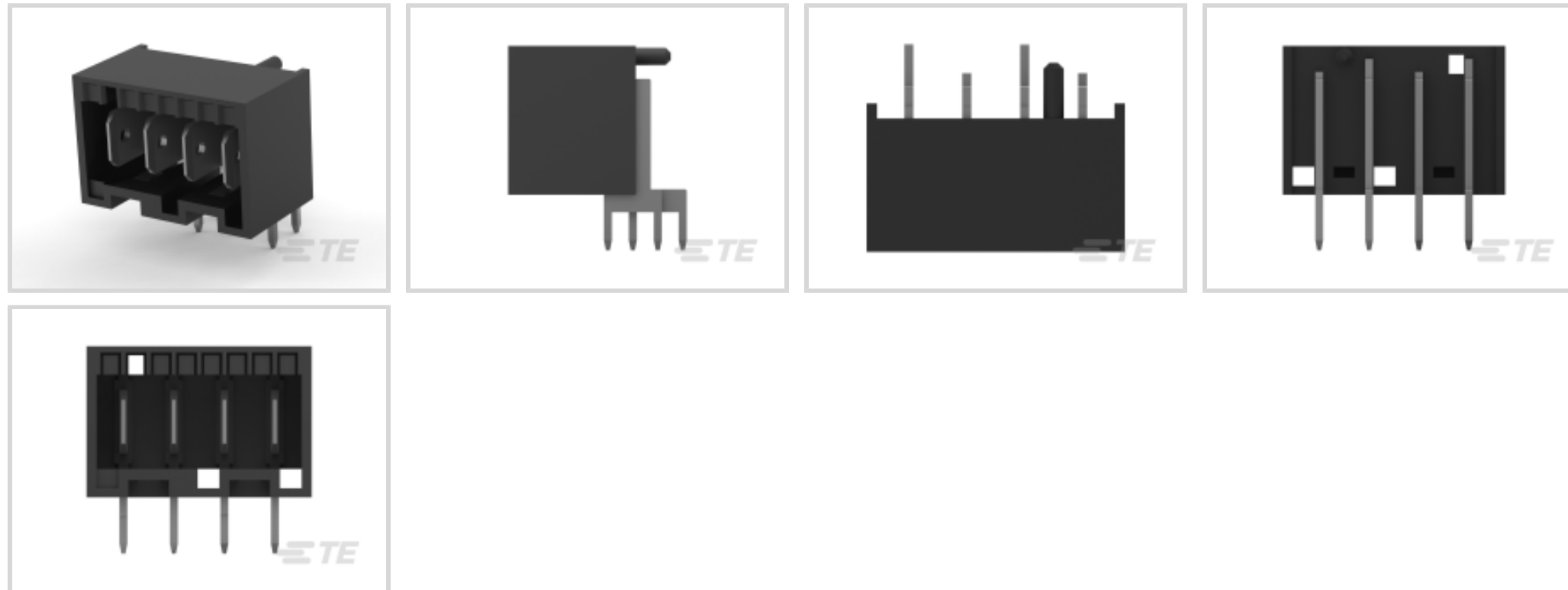
TE Internal #: 521384-4

PCB Mount Header, Right Angle, Wire-to-Board, 4 Position, 5 mm [.197 in] Centerline, Fully Shrouded, Tin, Through Hole - Solder, RAST 5 IDC Connectors

[View on TE.com >](#)



Connectors > PCB Connectors > PCB Headers & Receptacles



EU RoHS Compliance: **Compliant**

EU ELV Compliance: **Compliant**

PCB Connector Assembly Type: **PCB Mount Header**

PCB Mount Orientation: **Right Angle**

Connector System: **Wire-to-Board**

Features

Other

EU RoHS Compliance	Compliant
EU ELV Compliance	Compliant

Product Type Features

PCB Connector Assembly Type	PCB Mount Header
Connector System	Wire-to-Board
Header Type	Fully Shrouded
Sealable	No
Connector & Contact Terminates To	Printed Circuit Board

Configuration Features

Keying & Polarized Position Locations	3C, 4D
PCB Mount Orientation	Right Angle
Number of Positions	4
Number of Rows	1

Electrical Characteristics



Operating Voltage	250 VAC
-------------------	---------

Body Features

Primary Product Color	Black
-----------------------	-------

Contact Features

Contact Underplating Material	Nickel
-------------------------------	--------

Contact Underplating Material Thickness	1.3 μm [51.18 μin]
-----------------------------------------	-------------------------------------------

PCB Contact Termination Area Plating Material Finish	Matte
------------------------------------------------------	-------

Contact Mating Area Plating Material Thickness	3.8 μm [149.6 μin]
------------------------------------------------	-------------------------------------------

Mating Tab Width	6.3 mm[.248 in]
------------------	-----------------

PCB Contact Termination Area Plating Material Thickness	3.8 μm [149.6 μin]
---------------------------------------------------------	-------------------------------------------

Contact Layout	Inline
----------------	--------

Contact Base Material	Brass
-----------------------	-------

Mating Tab Thickness	.8 mm[.032 in]
----------------------	----------------

PCB Contact Termination Area Plating Material	Tin
-----------------------------------------------	-----

Contact Mating Area Plating Material Finish	Matte
---------------------------------------------	-------

Contact Mating Area Plating Material	Tin
--------------------------------------	-----

Contact Type	Tab
--------------	-----

Contact Current Rating (Max)	16 A
------------------------------	------

Termination Features

Rectangular Termination Post & Tail Width	.8 mm[.032 in]
-------------------------------------------	----------------

Rectangular Termination Post & Tail Thickness	.8 mm[.032 in]
-----------------------------------------------	----------------

Termination Post & Tail Length	3.8 mm[.149 in]
--------------------------------	-----------------

Termination Method to PCB	Through Hole - Solder
---------------------------	-----------------------

Mechanical Attachment

Mating Retention	With
------------------	------

Mating Alignment Type	Keyed, Polarization
-----------------------	---------------------

PCB Mount Alignment Type	Boss
--------------------------	------

PCB Mount Retention	Without
---------------------	---------

PCB Mount Alignment	With
---------------------	------

Connector Mounting Type	Board Mount
-------------------------	-------------

Mating Alignment	With
------------------	------

Housing Features



Housing Material	Nylon 6/6
------------------	-----------

Centerline (Pitch)	5 mm [.197 in]
--------------------	----------------

Dimensions

Connector Width	17.9 mm [.705 in]
-----------------	-------------------

PCB Thickness (Recommended)	1.5 mm [.059 in]
-----------------------------	------------------

Connector Height	14.9 mm [.59 in]
------------------	------------------

Connector Length	22.3 mm [.87 in]
------------------	------------------

Usage Conditions

Operating Temperature Range	-40 – 105 °C [-40 – 221 °F]
-----------------------------	-----------------------------

Operation/Application

Circuit Application	Power
---------------------	-------

Industry Standards

Compatible With Agency/Standards Products	UL, VDE
-------------------------------------------	---------

Compatible With Approved Standards Products	UL E28476
---------------------------------------------	-----------

UL Flammability Rating	UL 94V-0
------------------------	----------

Packaging Features

Packaging Quantity	112
--------------------	-----

Packaging Method	Box
------------------	-----

Product Compliance

[For compliance documentation, visit the product page on TE.com>](#)

EU RoHS Directive 2011/65/EU	Compliant
------------------------------	-----------

EU ELV Directive 2000/53/EC	Compliant
-----------------------------	-----------

China RoHS 2 Directive MIIT Order No 32, 2016	No Restricted Materials Above Threshold
-----------------------------------------------	-----------------------------------------

EU REACH Regulation (EC) No. 1907/2006	Current ECHA Candidate List: JUNE 2024 (241) Candidate List Declared Against: JUNE 2024 (241) Does not contain REACH SVHC
----------------------------------------	---------------------------------------------------------------------------------------------------------------------------------

Halogen Content	BFR/CFR/PVC Free, but Br/Cl >900 ppm in other sources.
-----------------	--------------------------------------------------------

Solder Process Capability	Wave solder capable to 265°C
---------------------------	------------------------------


Product Compliance Disclaimer

This information is provided based on reasonable inquiry of our suppliers and represents our current actual knowledge based on the information they provided. This information is subject to change. The part numbers that TE has identified as EU RoHS compliant have a maximum concentration of 0.1% by weight in homogenous materials for lead, hexavalent chromium, mercury, PBB, PBDE, DBP, BBP, DEHP, DIBP, and 0.01% for cadmium, or qualify for an exemption to these limits as defined in the Annexes of Directive 2011/65/EU (RoHS2). Finished electrical and electronic equipment products will be CE marked as required by Directive 2011/65/EU. Components may not be CE marked. Additionally, the part numbers that TE has identified as EU ELV compliant have a maximum concentration of 0.1% by weight in homogenous materials for lead, hexavalent chromium, and mercury, and 0.01% for cadmium, or qualify for an exemption to these limits as defined in the Annexes of Directive 2000/53/EC (ELV). Regarding the REACH Regulation, the information TE provides on SVHC in articles for this part number is based on the latest European Chemicals Agency (ECHA) 'Guidance on requirements for substances in articles' posted at this URL: <https://echa.europa.eu/guidance-documents/guidance-on-reach>

Compatible Parts




Also in the Series | RAST 5 IDC Connectors



Automotive Terminals(8)




Connector Contacts(14)



Crimp Terminal Housings(39)




Insertion & Extraction Tools(1)




PCB Headers & Receptacles(417)



Rectangular Connector Housings(1)



Standard Edge Connectors(32)



Standard Rectangular Connectors(63)



Wire-to-Board Connector Assemblies & Housings(203)

Customers Also Bought



TE Part #1-917337-2
DYNAMIC D-3 VERTI. HDR ASSY 2P



TE Part #1-1827876-3
Header Assembly: Wire-to-Board, 5A, gold or tin plated



TE Part #7-338069-8
MICRO-MATCH SMD FTE



TE Part #292175-2
CT BOX HDR V SMT 2P O/TAPE NAT



TE Part #521206-1
POSI-LOK HSG.250-4 POS RAST5



TE Part #1217378-2
RCPT 250POS-LOC 22-18 0126TPBR



TE Part #454302-E
IDCTERM 1 IDC22 1,30 * 105 707 0007 J2



Documents

CAD Files

3D PDF

3D

Customer View Model

[ENG_CVM_CVM_521384-4_D.2d_dxf.zip](#)

English

Customer View Model

[ENG_CVM_CVM_521384-4_D.3d_igs.zip](#)

English

Customer View Model

[ENG_CVM_CVM_521384-4_D.3d_stp.zip](#)

English

3D PDF

English

Customer View Model

[ENG_CVM_521384-4_C.3d_igs.zip](#)

English

Customer View Model

[ENG_CVM_521384-4_C.3d_stp.zip](#)

English

Customer View Model

[ENG_CVM_521384-4_C.2d_dxf.zip](#)

English

By downloading the CAD file I accept and agree to the [Terms and Conditions](#) of use.

Datasheets & Catalog Pages

FASTON PCB Tabs and Receptacles

English

PRINTED CIRCUIT BOARD TERMINALS AND DISCONNECTS

English

RAST Connector System Catalog

English

Product Specifications

Product Specification

English

Agency Approvals

VDE Certificate

English

VDE Certificate

English

VDE Certificate

521384-4

PCB Mount Header, Right Angle, Wire-to-Board, 4 Position, 5 mm [.197 in]
Centerline, Fully Shrouded, Tin, Through Hole - Solder, RAST 5 IDC Connectors



English