




FPC

TE Internal #: 2-84952-3

1 mm [.039 in] Centerline, Zero Insertion Force (ZIF), Right Angle, Surface Mount, Stuffer Actuator, Tin, 23 Position, FPC Connectors

[View on TE.com >](#)

Connectors > PCB Connectors > Wire-to-Board Connectors > FFC, FPC & Ribbon Connectors > FPC Connectors



Centerline (Pitch): 1 mm [.039 in]

Mating Retention Type: Zero Insertion Force (ZIF)

PCB Mount Orientation: Right Angle

Contact Mating Location: Bottom

Termination Method to PCB: Surface Mount

Features

Housing Features

Centerline (Pitch)	1 mm [.039 in]
Housing Material	LCP (Liquid Crystal Polymer)

Mechanical Attachment

Mating Retention Type	Zero Insertion Force (ZIF)
Connector Mounting Type	Board Mount
PCB Mount Retention	With
Mating Alignment	With
PCB Mount Alignment	Without

Configuration Features

PCB Mount Orientation	Right Angle
Number of Positions	23
Compatible With Wire & Cable Type	FFC, FPC
Number of Rows	1

Contact Features

--	--



Contact Mating Location	Bottom
Contact Mating Area Plating Material	Tin
PCB Contact Termination Area Plating Material Finish	Bright
Contact Mating Area Plating Material Thickness	2 µm[78.74 µin]
Contact Current Rating (Max)	1 A
Contact Shape & Form	Single Beam
PCB Contact Termination Area Plating Material Thickness	2 µm[78.74 µin]
Contact Layout	Inline
Contact Base Material	Phosphor Bronze
PCB Contact Termination Area Plating Material	Tin
Contact Type	Socket
Contact Mating Area Plating Material Finish	Bright

Termination Features

Termination Method to PCB	Surface Mount
---------------------------	---------------

Product Type Features

FPC Actuator Type	Stuffer
Connector & Contact Terminates To	Printed Circuit Board, Flexible Printed Circuit (FPC)
Connector Product Type	Connector Assembly
Connector System	Flex-to-Board
PCB Connector Assembly Type	PCB Mount Receptacle

Other

EU RoHS Compliance	Compliant
EU ELV Compliance	Compliant

Electrical Characteristics

Operating Voltage	200 VAC
-------------------	---------

Body Features

Primary Product Color	Natural
-----------------------	---------

Dimensions

Accepts Flex Cable Thickness	.3 mm[.012 in]
Connector Width	6.54 mm[.258 in]
Connector Height	2.56 mm[.101 in]



Connector Length	30.92 mm[1.217 in]
------------------	--------------------

Usage Conditions

Operating Temperature Range	-40 – 85 °C[-40 – 185 °F]
-----------------------------	---------------------------

Operation/Application

Circuit Application	Signal
---------------------	--------

Identification Marking

Circuit Identification Feature	With
--------------------------------	------

Packaging Features

Packaging Quantity	1200
--------------------	------

Packaging Method	Tape & Reel
------------------	-------------

Product Compliance

[For compliance documentation, visit the product page on TE.com>](#)

EU RoHS Directive 2011/65/EU	Compliant
------------------------------	-----------

EU ELV Directive 2000/53/EC	Compliant
-----------------------------	-----------

China RoHS 2 Directive MIIT Order No 32, 2016	No Restricted Materials Above Threshold
---	---

EU REACH Regulation (EC) No. 1907/2006	Current ECHA Candidate List: JUNE 2024 (241) Candidate List Declared Against: JAN 2021 (211) Does not contain REACH SVHC
--	--

Halogen Content	Not Low Halogen - contains Br or Cl > 900 ppm.
-----------------	--

Solder Process Capability	Reflow solder capable to 260°C
---------------------------	--------------------------------

Product Compliance Disclaimer

This information is provided based on reasonable inquiry of our suppliers and represents our current actual knowledge based on the information they provided. This information is subject to change. The part numbers that TE has identified as EU RoHS compliant have a maximum concentration of 0.1% by weight in homogenous materials for lead, hexavalent chromium, mercury, PBB, PBDE, DBP, BBP, DEHP, DIBP, and 0.01% for cadmium, or qualify for an exemption to these limits as defined in the Annexes of Directive 2011/65/EU (RoHS2). Finished electrical and electronic equipment products will be CE marked as required by Directive 2011/65/EU. Components may not be CE marked. Additionally, the part numbers that TE has identified as EU ELV compliant have a maximum concentration of 0.1% by weight in homogenous materials for lead, hexavalent chromium, and mercury, and 0.01% for cadmium, or qualify for an exemption to these limits as defined in the Annexes of Directive 2000/53/EC (ELV). Regarding the REACH Regulation, the information TE provides on SVHC in articles for this part number is based on the latest European Chemicals Agency (ECHA) 'Guidance on requirements for substances in articles' posted at this URL: <https://echa.europa.eu/guidance-documents/guidance-on-reach>

Compatible Parts



TE Part # 2-84952-3
1MM FPC HORZ.TOP CONT.ASSY 23P

Customers Also Bought



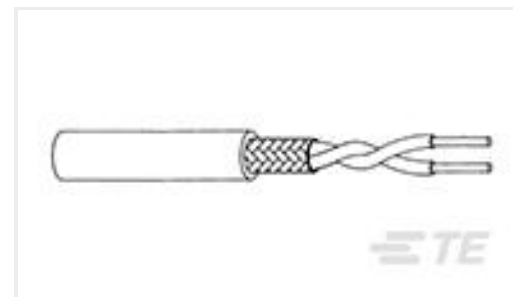
TE Part #280373-1
8P AMPMODU II SHRD HDR, ST, TIN



TE Part #1-1393194-5
T77S1D3-12



TE Part #1969807-1
04P UMNL PIN HDR ASSY, PIN V0 GW



TE Part #234062-002
2524E0114-9



TE Part #139321-000
SO96-1-00



TE Part #201595-000
SO96-2-00



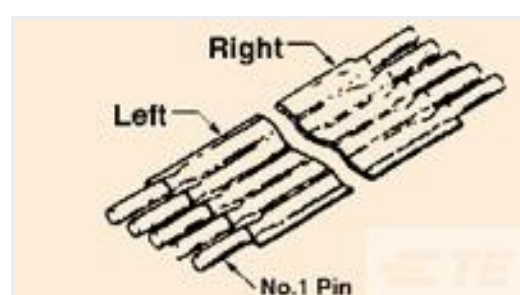
TE Part #236856-000
SO96-3-01



TE Part #926777-000
SO96-2-01



TE Part #1969803-1
03P UMNL PIN HDR ASSY NATL, PIN V0 GW



TE Part #1437130-4
FSN-11A-10=NOMEX FS STD

Documents

CAD Files

Customer View Model

[ENG_CVM_CVM_2-84952-3_A.2d_dxf.zip](#)

English

3D PDF

3D

Customer View Model

[ENG_CVM_CVM_2-84952-3_A.3d_igs.zip](#)

English



Customer View Model

[ENG_CVM_CVM_2-84952-3_A.3d_stp.zip](#)

English

By downloading the CAD file I accept and agree to the [Terms and Conditions](#) of use.

Datasheets & Catalog Pages

[FPC Connector Family](#)

English

[1-1773959-7-FPC-Connectors-CN](#)

English

Product Specifications

[Product Specification](#)

English

Agency Approvals

[UL Report](#)

English