

6-1734774-9 ✓ ACTIVE




TE Internal #: 6-1734774-9

Cable-to-Board, 64 Position, 1 mm [.039 in] Centerline, Vertical, Black, Height 10 mm [.394 in], Width 8.8 mm [.346 in], PCI & PCI Express Connectors

[View on TE.com >](#)

Connectors > PCB Connectors > Card Edge Connectors > PCI & PCI Express Connectors



EU RoHS Compliance: **Compliant**

EU ELV Compliance: **Compliant**

Connector System: **Cable-to-Board**

Contact Mating Area Plating Material Thickness: [30 μ m]

Number of Positions: **64**

Features

Other

EU RoHS Compliance	Compliant
EU ELV Compliance	Compliant

Product Type Features

Connector & Contact Terminates To	Printed Circuit Board
Connector System	Cable-to-Board

Configuration Features

Number of PCB Mount Retention Features	2
Number of Positions	64
PCB Mount Orientation	Vertical
Ejector	Without

Electrical Characteristics

Operating Voltage	50 VAC
-------------------	--------

Body Features

Product Weight	3.9 g[.138 oz]
----------------	----------------



Primary Product Color	Black
-----------------------	-------

Contact Features

Contact Current Rating (Max)	1.1 A
PCB Contact Termination Area Plating Material Thickness	2.54 μ m
Contact Mating Area Plating Material	Gold
Contact Base Material	Phosphor Bronze
PCB Contact Termination Area Plating Material	Tin
PCB Contact Termination Area Plating Material Finish	Matte
	30 μ m

Termination Features

Termination Method to PCB	Through Hole - Solder
Termination Post & Tail Length	3.1 mm [.122 in]

Mechanical Attachment

Connector Mounting Type	Board Mount
-------------------------	-------------

Housing Features

Housing Material	PA 46
Centerline (Pitch)	1 mm [.039 in]

Dimensions

PCB Thickness (Recommended)	2.39 mm [.094 in]
PCB Thickness (Accepted)	1.57 mm [.062 in]
Connector Length	39 mm [1.535 in]
Connector Height	10 mm [.394 in]
Connector Width	8.8 mm [.346 in]

Usage Conditions

Operating Temperature Range	-40 – 85 °C [-40 – 185 °F]
-----------------------------	----------------------------

Industry Standards

Bus Type	PCI Express
PCI Generation	2

Packaging Features

Packaging Method	Tray, Box & Tray
Packaging Quantity	60

Product Compliance

For compliance documentation, visit the product page on [TE.com](#)>

EU RoHS Directive 2011/65/EU	Compliant
EU ELV Directive 2000/53/EC	Compliant
China RoHS 2 Directive MIIT Order No 32, 2016	No Restricted Materials Above Threshold
EU REACH Regulation (EC) No. 1907/2006	Current ECHA Candidate List: JUNE 2024 (241) Candidate List Declared Against: JUNE 2024 (241) Does not contain REACH SVHC
Halogen Content	Not Low Halogen - contains Br or Cl > 900 ppm.
Solder Process Capability	Wave solder capable to 265°C

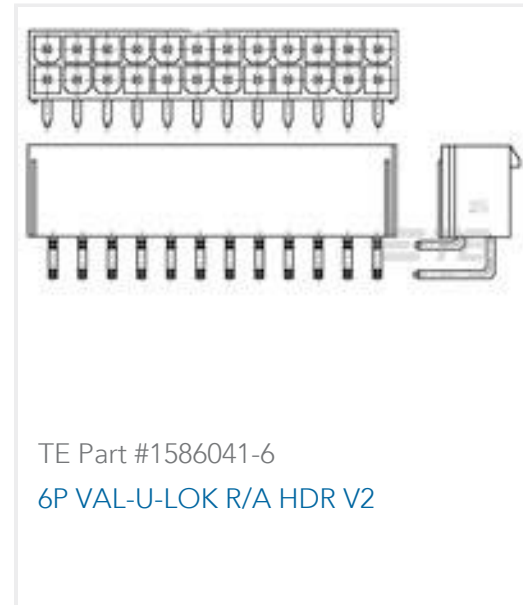
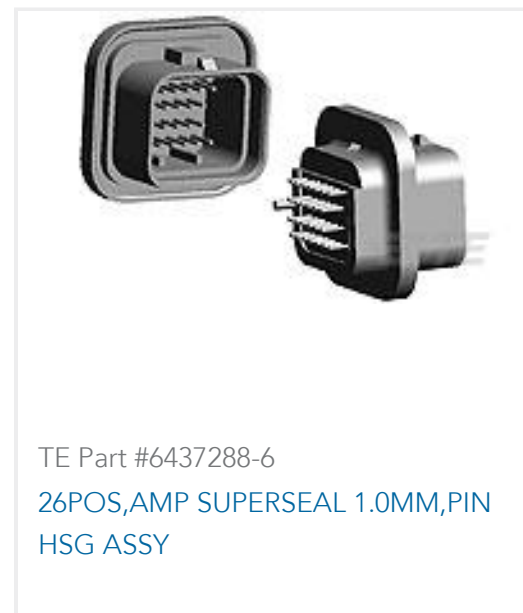
Product Compliance Disclaimer

This information is provided based on reasonable inquiry of our suppliers and represents our current actual knowledge based on the information they provided. This information is subject to change. The part numbers that TE has identified as EU RoHS compliant have a maximum concentration of 0.1% by weight in homogenous materials for lead, hexavalent chromium, mercury, PBB, PBDE, DBP, BBP, DEHP, DIBP, and 0.01% for cadmium, or qualify for an exemption to these limits as defined in the Annexes of Directive 2011/65/EU (RoHS2). Finished electrical and electronic equipment products will be CE marked as required by Directive 2011/65/EU. Components may not be CE marked. Additionally, the part numbers that TE has identified as EU ELV compliant have a maximum concentration of 0.1% by weight in homogenous materials for lead, hexavalent chromium, and mercury, and 0.01% for cadmium, or qualify for an exemption to these limits as defined in the Annexes of Directive 2000/53/EC (ELV). Regarding the REACH Regulation, the information TE provides on SVHC in articles for this part number is based on the latest European Chemicals Agency (ECHA) 'Guidance on requirements for substances in articles' posted at this URL: <https://echa.europa.eu/guidance-documents/guidance-on-reach>

Compatible Parts



Customers Also Bought



Documents

CAD Files

3D PDF

3D

Customer View Model

[ENG_CVM_CVM_6-1734774-9_F.2d_dxf.zip](#)

English

Customer View Model

[ENG_CVM_CVM_6-1734774-9_F.3d_igs.zip](#)

English

Customer View Model

[ENG_CVM_CVM_6-1734774-9_F.3d_stp.zip](#)

English

By downloading the CAD file I accept and agree to the [Terms and Conditions](#) of use.

Product Specifications

Product Specification

English

Product Specification

English