

1-406507-4 ✓ ACTIVE

TE Internal #: 1-406507-4

RJ45 Connector, Single Port, 1 x 1, Standard Connector Contact Density, Jack, Shielded, Cat 5, Inverted - Latch Up, 8 Position, Standard Profile

[View on TE.com >](#)



Connectors > Modular Jacks & Plugs > RJ45 Connectors



Modular Jack & Plug Interface Type: **RJ45**

Port Configuration: **Single Port**

Port Matrix Configuration: **1 x 1**

Modular Jacks & Plugs Products: **RJ Type Jacks & Plugs**

Connector Contact Density: **Standard**

Features

Product Type Features

Modular Jack & Plug Interface Type	RJ45
Modular Jacks & Plugs Products	RJ Type Jacks & Plugs
Modular Connector Style	Jack
Grounding Options	PCB and Panel Ground
Connector & Contact Terminates To	Printed Circuit Board
Connector Product Type	Connector Assembly

Configuration Features

Port Configuration	Single Port
Port Matrix Configuration	1 x 1
Connector Contact Density	Standard
Number of Positions	8
Number of Loaded Positions	8
PCB Mount Orientation	Right Angle
Number of PCB Ground Tabs	2
Panel Ground Location	Top, Top and Side



Number of Panel Ground Tabs	6
-----------------------------	---

Operation/Application

Shielded	Yes
----------	-----

Circuit Application	Signal
---------------------	--------

Indicator Type	LED
----------------	-----

Industry Standards

Performance Category	Cat 5
----------------------	-------

UL Flammability Rating	UL 94V-0
------------------------	----------

Body Features

Modular Jack Latch Orientation	Inverted - Latch Up
--------------------------------	---------------------

Connector Profile	Standard
-------------------	----------

Insulator Material	Polyester
--------------------	-----------

Shield Plating Material	Tin
-------------------------	-----

Shield Material	Copper Zinc Alloy
-----------------	-------------------

LED Color (Top Right)	Yellow
-----------------------	--------

LED Color (Top Left)	Green
----------------------	-------

PCB Ground Tab Location	-3.43 mm[-.135 in]
-------------------------	--------------------

Termination Features

Termination Method to PCB	Through Hole - Solder
---------------------------	-----------------------

Termination Post & Tail Length	2.54 mm[.1 in]
--------------------------------	----------------

Housing Features

Mating Entry Location	Side
-----------------------	------

Centerline (Pitch)	1.02 mm[.04 in]
--------------------	-----------------

Housing Color	Black
---------------	-------

Housing Material	High Temperature Thermoplastic
------------------	--------------------------------

Contact Features

Contact Current Rating (Max)	1.5 A, .2 A
------------------------------	-------------

Contact Mating Area Plating Material	Gold
--------------------------------------	------

Contact Base Material	Phosphor Bronze
-----------------------	-----------------

Contact Mating Area Plating Material Thickness	1.27 μ m[50 μ in]
--	---------------------------

Contact Underplating Material	Nickel
-------------------------------	--------

PCB Contact Termination Area Plating Material	Tin
---	-----



Mechanical Attachment

Connector Mounting Type	Board Mount
Panel Mount Feature	Without

Dimensions

Connector Height	13.35 mm[.525 in]
PCB Thickness (Recommended)	1.57 mm[.062 in]

Packaging Features

Packaging Method	Tray, Box & Tray
Packaging Quantity	441

Usage Conditions

Operating Temperature Range	-40 – 85 °C[-40 – 185 °F]
-----------------------------	---------------------------

Other

EU RoHS Compliance	Compliant
EU ELV Compliance	Compliant

Product Compliance

[For compliance documentation, visit the product page on TE.com>](#)

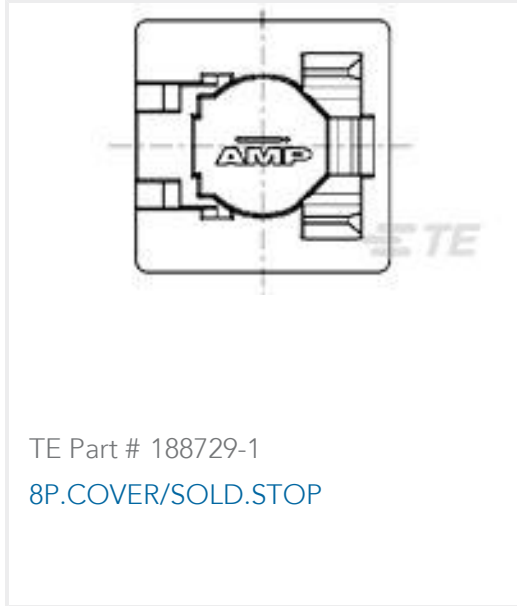
EU RoHS Directive 2011/65/EU	Compliant
EU ELV Directive 2000/53/EC	Compliant
China RoHS 2 Directive MIIT Order No 32, 2016	No Restricted Materials Above Threshold
EU REACH Regulation (EC) No. 1907/2006	Current ECHA Candidate List: JUNE 2024 (241) Candidate List Declared Against: JUNE 2024 (241) Does not contain REACH SVHC
Halogen Content	Not Low Halogen - contains Br or Cl > 900 ppm.
Solder Process Capability	Wave solder capable to 265°C

Product Compliance Disclaimer

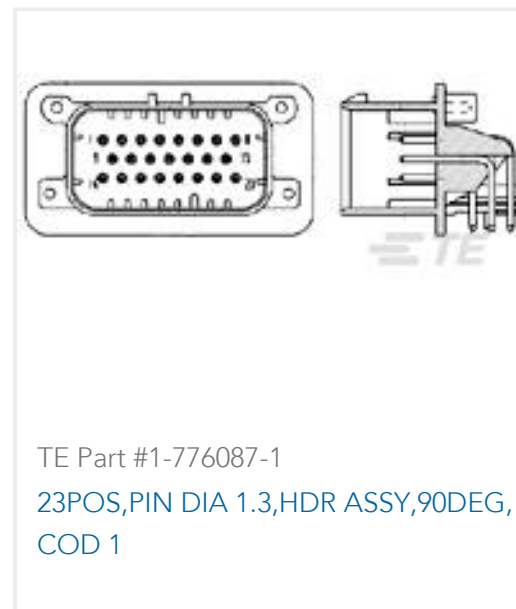
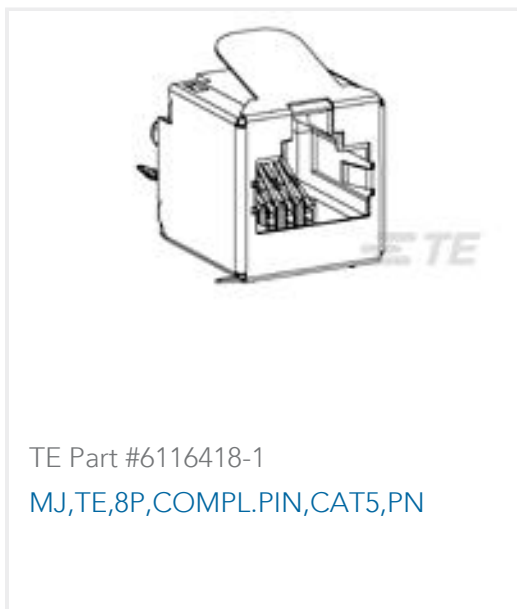
This information is provided based on reasonable inquiry of our suppliers and represents our current actual knowledge based on the information they provided. This information is subject to change. The part numbers that TE has identified as EU RoHS compliant have a maximum concentration of 0.1% by weight in homogenous materials for lead, hexavalent chromium, mercury, PBB, PBDE, DBP, BBP, DEHP, DIBP, and 0.01% for cadmium, or qualify for an exemption to these limits as defined in the Annexes of Directive 2011/65/EU (RoHS2). Finished electrical and electronic equipment products will be CE marked as required by Directive 2011/65/EU. Components may not be CE marked. Additionally, the part numbers that TE has identified as EU ELV compliant have a maximum concentration of 0.1% by weight in homogenous materials for lead, hexavalent chromium, and mercury, and 0.01% for cadmium, or qualify for an exemption to these limits as defined in the Annexes of Directive 2000/53/EC (ELV). Regarding the REACH Regulation, the information TE provides

on SVHC in articles for this part number is based on the latest European Chemicals Agency (ECHA) 'Guidance on requirements for substances in articles' posted at this URL: <https://echa.europa.eu/guidance-documents/guidance-on-reach>

Compatible Parts



Customers Also Bought



Documents

Product Drawings

IMJ,1X1,P GRD,INSLT,LED(Y/G)SN

English



CAD Files

3D PDF

3D

Customer View Model

[ENG_CVM_CVM_1-406507-4_M1.2d_dxf.zip](#)

English

Customer View Model

[ENG_CVM_CVM_1-406507-4_M1.3d_igs.zip](#)

English

Customer View Model

[ENG_CVM_CVM_1-406507-4_M1.3d_stp.zip](#)

English

3D PDF

English

Customer View Model

[ENG_CVM_1-406507-4_H.2d_dxf.zip](#)

English

Customer View Model

[ENG_CVM_1-406507-4_H.3d_igs.zip](#)

English

Customer View Model

[ENG_CVM_1-406507-4_H.3d_stp.zip](#)

English

By downloading the CAD file I accept and agree to the [Terms and Conditions](#) of use.

Product Specifications

Application Specification

English