

280360 ✓ ACTIVE

AMPMODU | AMPMODU IV/V

TE Internal #: 280360

Housing, Receptacle, Wire-to-Board, 6 Position, 2.54 mm [.1 in]
Centerline, Crimp, 1 Row, Black, Mating Retention, Wire & Cable,
Signal, AMPMODU IV/V

[View on TE.com >](#)



Connectors > PCB Connectors > Wire-to-Board Connectors > Wire-to-Board Connector Assemblies & Housings



Connector Product Type: **Housing**

Connector & Housing Type: **Receptacle**

Connector System: **Wire-to-Board**

Number of Positions: **6**

Centerline (Pitch): **2.54 mm [.1 in]**

Features

Product Type Features

Connector Product Type	Housing
Connector & Housing Type	Receptacle
Connector System	Wire-to-Board
Connector & Contact Terminates To	Wire & Cable

Configuration Features

Number of Positions	6
Number of Rows	1

Housing Features

Centerline (Pitch)	2.54 mm [.1 in]
Housing Material	LCP (Liquid Crystal Polymer)
Housing Entry Configuration	Both Ends Closed

Termination Features

Termination Method to Wire & Cable	Crimp
------------------------------------	-------



Dimensions

Row-to-Row Spacing	2.54 mm [.1 in]
Connector Height	3.1 mm [.12 in]
Connector Length	7.1 mm

Body Features

Primary Product Color	Black
-----------------------	-------

Mechanical Attachment

Mating Retention	With
Connector Mounting Type	Cable Mount (Free-Hanging)
Panel Mount Feature	Without
Mating Retention Type	Detent Latching
PCB Mount Retention	Without

Contact Features

Contact Current Rating (Max)	3 A
Contact Layout	Inline
Contact Type	Socket

Operation/Application

Circuit Application	Signal
---------------------	--------

Usage Conditions

Operating Temperature Range	-40 – 80 °C [-40 – 176 °F]
-----------------------------	----------------------------

Other

EU RoHS Compliance	Compliant
EU ELV Compliance	Compliant

Industry Standards

UL Flammability Rating	UL 94V-0
Glow Wire Rating	Standard Part - Not Glow Wire

Packaging Features

Packaging Method	Bag
Packaging Quantity	1000

Product Compliance

[For compliance documentation, visit the product page on TE.com>](#)

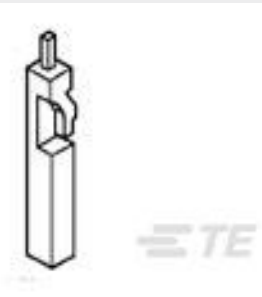


EU RoHS Directive 2011/65/EU	Compliant
EU ELV Directive 2000/53/EC	Compliant
China RoHS 2 Directive MIIT Order No 32, 2016	No Restricted Materials Above Threshold
EU REACH Regulation (EC) No. 1907/2006	Current ECHA Candidate List: JUNE 2024 (241) Candidate List Declared Against: JUNE 2024 (241) Does not contain REACH SVHC
Halogen Content	Low Halogen - Br, Cl, F, I < 900 ppm per homogenous material. Also BFR/CFR/PVC Free
Solder Process Capability	Not applicable for solder process capability

Product Compliance Disclaimer

This information is provided based on reasonable inquiry of our suppliers and represents our current actual knowledge based on the information they provided. This information is subject to change. The part numbers that TE has identified as EU RoHS compliant have a maximum concentration of 0.1% by weight in homogenous materials for lead, hexavalent chromium, mercury, PBB, PBDE, DBP, BBP, DEHP, DIBP, and 0.01% for cadmium, or qualify for an exemption to these limits as defined in the Annexes of Directive 2011/65/EU (RoHS2). Finished electrical and electronic equipment products will be CE marked as required by Directive 2011/65/EU. Components may not be CE marked. Additionally, the part numbers that TE has identified as EU ELV compliant have a maximum concentration of 0.1% by weight in homogenous materials for lead, hexavalent chromium, and mercury, and 0.01% for cadmium, or qualify for an exemption to these limits as defined in the Annexes of Directive 2000/53/EC (ELV). Regarding the REACH Regulation, the information TE provides on SVHC in articles for this part number is based on the latest European Chemicals Agency (ECHA) 'Guidance on requirements for substances in articles' posted at this URL: <https://echa.europa.eu/guidance-documents/guidance-on-reach>

Compatible Parts



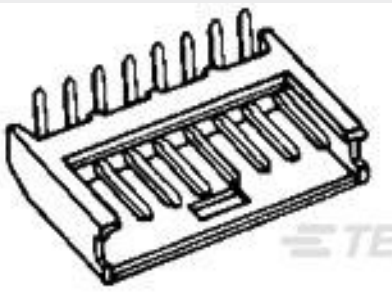
TE Part # 87077-2
MOD IV KEYING PLUG



TE Part # 280372-2
6P AMPMODU II SHRD HDR, ST, 0.38 AU



TE Part # 280372-1
6P AMPMODU II SHRD HDR, ST, TIN



TE Part # 280379-1
6P AMPMODU II SHRD HDR, RT ANG, TIN



TE Part # 280379-2
6P MODU II SHRD HDR, RT ANG, 0.38 AU



TE Part # 181270-1
AMP-MODU CONTACT





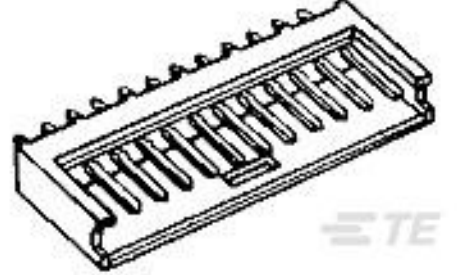


TE Part # 181270-2
MOD II CONTACT L.P.












TE Part # 181270-3
MOD 2 BUCHSE



 <p>TE Part # 280530-4 MOD2 BUCHSE</p>	 <p>TE Part # 280530-2 AMP MODU MOD 2 CONT</p>	 <p>TE Part # 181271-2 MOD 2 CONTACT REC.</p>	 <p>TE Part # 281556-2 20AWG MOD 2 CRIMP TIN PLATE</p>
 <p>TE Part # 280530-1 MOD II COSI RECP CONT STR PH-B</p>	 <p>TE Part # 280708-2 MOD 2 CONTACT</p>	 <p>TE Part # 280630 AMPMODU II COSI PIN HSG, SGL ROW, 6 POS.</p>	 <p>TE Part # 280530-3 MOD II COSI RECP CONT STR PRE</p>
 <p>TE Part # 182207-2 AMP MODU II RCPT CONT COSI LP</p>	 <p>TE Part # 182206-2 MOD 2 TERMINAL</p>	 <p>TE Part # 281999-1 MODU II RCPT STD PR COSI</p>	 <p>TE Part # 280372-3 6P AMPMODU II SHRD HDR, ST, 0.76 AU</p>

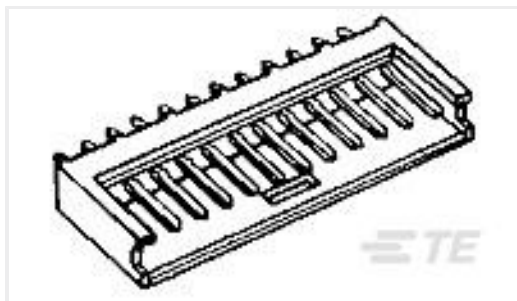
Also in the Series | **AMPMODU IV/V**

 <p>Backplane Connector Housings(1)</p>	 <p>Connector Caps & Covers(11)</p>	 <p>Connector Contacts(271)</p>	 <p>Connector Hardware(11)</p>
 <p>Insertion & Extraction Tools(4)</p>	 <p>PCB Headers & Receptacles(517)</p>	 <p>Rectangular Connector Housings(5)</p>	 <p>Standard Rectangular Connectors(3)</p>



Wire-to-Board Connector Assemblies
& Housings(394)

Customers Also Bought



TE Part #280372-2
6P AMPMODU II SHRD HDR, ST, 0.38
AU



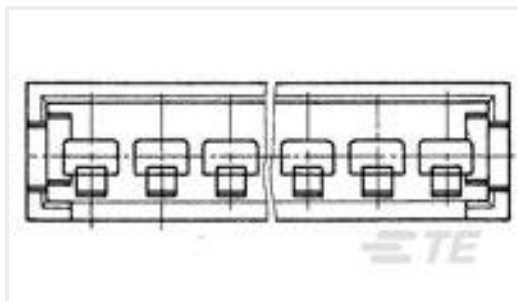
TE Part #280366
AMPMODU II REC. HSG DUAL ROW,
16 POS.



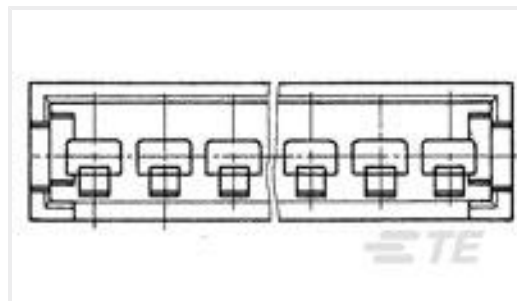
TE Part #280365
AMPMODU, DBL ROW, CONTACT
REC



TE Part #280361
AMPMODU II REC. HSG, SINGLE
ROW 8 POS



TE Part #280629
AMPMODU II COSI PIN HSG, SGL
ROW, 4 POS.



TE Part #280628
AMPMODU II COSI PIN HSG, SGL
ROW, 2 POS.



TE Part #2-1969540-0
HOUSING, PLUG, 20P,DUAL ROW,
EP2.5



TE Part #167371-E
VERMAXI 20D 08 BK ST STI PVC 0500



TE Part #579442-000
BKX400-630/1

Documents

CAD Files

[3D PDF](#)

[3D](#)

Customer View Model

[ENG_CVM_CVM_280360_Z.2d_dxf.zip](#)

English

Customer View Model

[ENG_CVM_CVM_280360_Z.3d_igs.zip](#)

280360

Housing, Receptacle, Wire-to-Board, 6 Position, 2.54 mm [.1 in] Centerline, Crimp, 1 Row, Black, Mating Retention, Wire & Cable, Signal, AMPMODU IV/V



English

Customer View Model

[ENG_CVM_CVM_280360_Z.3d_stp.zip](#)

English

By downloading the CAD file I accept and agree to the [Terms and Conditions](#) of use.