

2-292141-0 ✓ ACTIVE



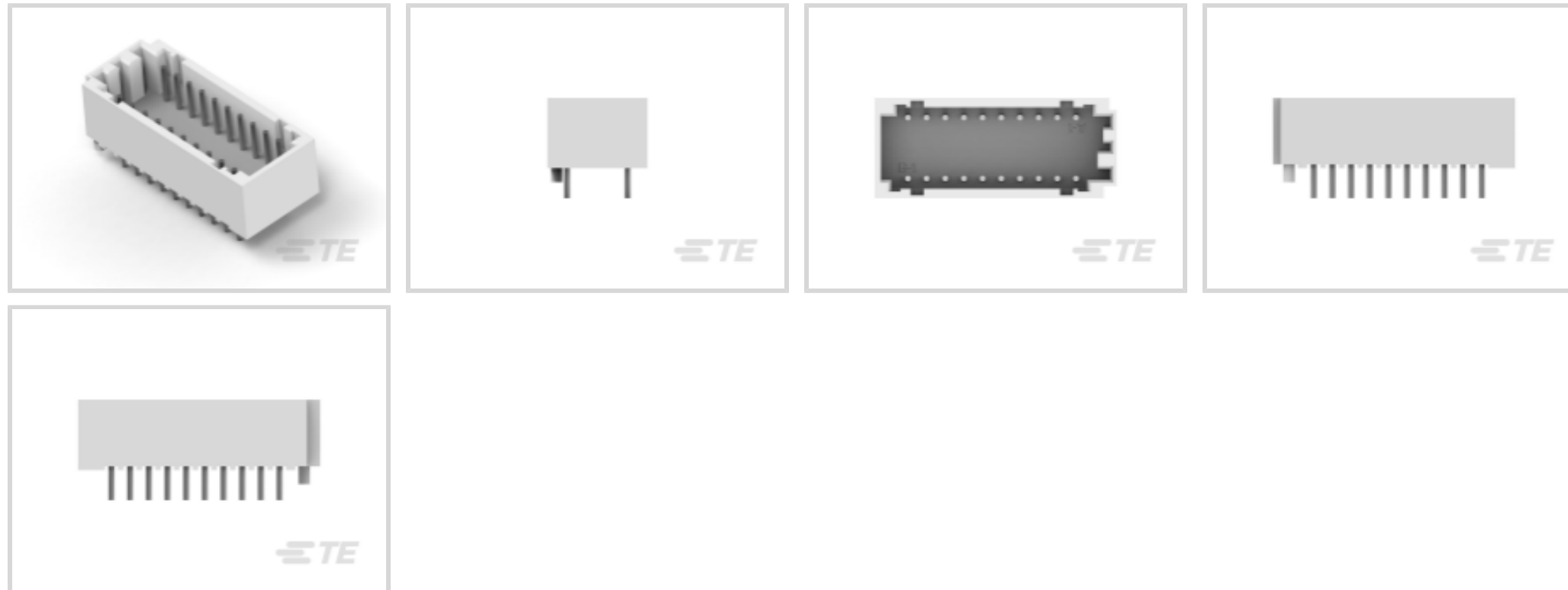
AMP CT

TE Internal #: 2-292141-0

PCB Mount Header, Vertical, Wire-to-Board, 20 Position, 2 mm [.079 in] Centerline, Fully Shrouded, Tin, Through Hole - Solder, Power & Signal, AMP CT

[View on TE.com >](#)

Connectors > PCB Connectors > PCB Headers & Receptacles > CT 2mm Dbl Row Assembly w/Boss: Vert.



EU RoHS Compliance: **Compliant**

EU ELV Compliance: **Compliant**

PCB Connector Assembly Type: **PCB Mount Header**

PCB Mount Orientation: **Vertical**

Connector System: **Wire-to-Board**

[All CT 2mm Dbl Row Assembly w/Boss: Vert. \(8\)](#)

Features

Other

EU RoHS Compliance **Compliant**

EU ELV Compliance **Compliant**

Product Type Features

PCB Connector Assembly Type **PCB Mount Header**

Connector System **Wire-to-Board**

Header Type **Fully Shrouded**

Sealable **No**

Connector & Contact Terminates To **Printed Circuit Board**

Configuration Features

PCB Mount Orientation **Vertical**

Number of Positions **20**

Number of Rows **2**



Electrical Characteristics

| | |
|-------------------|---------|
| Operating Voltage | 125 VDC |
|-------------------|---------|

Body Features

| | |
|-----------------------|---------|
| Primary Product Color | Natural |
|-----------------------|---------|

Contact Features

| | |
|---|---------------------------|
| Mating Pin Diameter | .6 mm[.024 in] |
| PCB Contact Termination Area Plating Material Thickness | 1 μ m[39.37 μ in] |
| Contact Shape & Form | Rounded, Round |
| Contact Layout | Inline |
| Contact Mating Area Length | 4.7 mm[.185 in] |
| Contact Base Material | Brass |
| PCB Contact Termination Area Plating Material | Tin |
| Contact Mating Area Plating Material Finish | Bright |
| Contact Mating Area Plating Material | Tin |
| Contact Type | Pin |
| Contact Current Rating (Max) | 4 A |

Termination Features

| | |
|----------------------------------|-----------------------|
| Termination Post & Tail Diameter | .6 mm[.024 in] |
| Termination Post & Tail Length | 3.2 mm[.126 in] |
| Termination Method to PCB | Through Hole - Solder |

Mechanical Attachment

| | |
|--------------------------|----------------|
| Mating Retention Type | Polarized Lock |
| Mating Retention | Without |
| Mating Alignment Type | Polarization |
| PCB Mount Retention Type | Boardlock |
| PCB Mount Alignment Type | Boss |
| PCB Mount Retention | With |
| PCB Mount Alignment | With |
| Connector Mounting Type | Board Mount |
| Mating Alignment | With |

Housing Features

| | |
|------------------|----------|
| Housing Material | 66 Nylon |
|------------------|----------|



| | |
|--------------------|----------------|
| Centerline (Pitch) | 2 mm [.079 in] |
|--------------------|----------------|

Dimensions

| | |
|-----------------------------|-------------------|
| Row-to-Row Spacing | 6.5 mm [.256 in] |
| Connector Width | 10.7 mm [.421 in] |
| PCB Thickness (Recommended) | 1.6 mm [.063 in] |
| Connector Height | 7.5 mm [.295 in] |
| Connector Length | 25.9 mm [1.02 in] |

Usage Conditions

| | |
|-----------------------------|-----------------------------|
| Operating Temperature Range | -30 – 105 °C [-22 – 221 °F] |
|-----------------------------|-----------------------------|

Operation/Application

| | |
|--------------------------|----------------------|
| Assembly Process Feature | Pick and Place Cover |
| Circuit Application | Power & Signal |

Industry Standards

| | |
|---|-----------------------|
| Compatible With Agency/Standards Products | UL, CSA |
| Compatible With Approved Standards Products | UL E28476, CSA LR7189 |
| UL Flammability Rating | UL 94V-0 |

Packaging Features

| | |
|--------------------|-----------|
| Packaging Quantity | 170 |
| Packaging Method | Tray, Box |

Product Compliance

[For compliance documentation, visit the product page on TE.com>](#)

| | |
|---|---|
| EU RoHS Directive 2011/65/EU | Compliant |
| EU ELV Directive 2000/53/EC | Compliant |
| China RoHS 2 Directive MIIT Order No 32, 2016 | No Restricted Materials Above Threshold |
| EU REACH Regulation (EC) No. 1907/2006 | Current ECHA Candidate List: JUNE 2024 (241) Candidate List Declared Against: JUNE 2024 (241) Does not contain REACH SVHC |
| Halogen Content | Low Halogen - Br, Cl, F, I < 900 ppm per homogenous material. Also BFR/CFR/PVC Free |
| Solder Process Capability | Wave solder capable to 240°C |

Product Compliance Disclaimer

This information is provided based on reasonable inquiry of our suppliers and represents our current actual knowledge based on the information they provided. This information is subject to change. The part numbers that TE has identified as EU RoHS compliant have a maximum concentration of 0.1% by weight in homogenous materials for lead, hexavalent chromium, mercury, PBB, PBDE, DBP, BBP, DEHP, DIBP, and 0.01% for cadmium, or qualify for an exemption to these limits as defined in the Annexes of Directive 2011/65/EU (RoHS2). Finished electrical and electronic equipment products will be CE marked as required by Directive 2011/65/EU. Components may not be CE marked. Additionally, the part numbers that TE has identified as EU ELV compliant have a maximum concentration of 0.1% by weight in homogenous materials for lead, hexavalent chromium, and mercury, and 0.01% for cadmium, or qualify for an exemption to these limits as defined in the Annexes of Directive 2000/53/EC (ELV). Regarding the REACH Regulation, the information TE provides on SVHC in articles for this part number is based on the latest European Chemicals Agency (ECHA) 'Guidance on requirements for substances in articles' posted at this URL: <https://echa.europa.eu/guidance-documents/guidance-on-reach>

Compatible Parts



TE Part # 2-179608-0
CT DBL ROW HOLDER,MT,20P,NA




TE Part # 2-175133-0
CT DOUBLE ROW 20P HOLDER NATU.




TE Part # 2-179472-0
CT DBL ROW HOLDER,CRIMP,20P,NA

Also in the Series | AMP CT




Connector Contacts(8)



Connector Hardware(46)



PCB Headers & Receptacles(756)



Wire-to-Board Connector Assemblies & Housings(255)

Customers Also Bought



TE Part #292253-2
CT CONN MT HDR ASSY H 2P NAT



TE Part #292133-7
CT P/HDR ASSY BOX V 7P W/O KIN



TE Part #292132-3
CT P/HDR BOX V 3P NAT




TE Part #1-292230-1
1.5 MINI CT SGL V SMT W/BOSS 1



TE Part #292207-4
MINI CT SGL DIP V 4P NAT



TE Part #292207-6
MINI CT SGL DIP V 6P NAT



TE Part #292251-8
CT P/HDR BOX V 8P POL NAT



TE Part #292251-7
CT P/HDR BOX V 7P POL NAT



TE Part #4-292208-2
MINI CT D/R DIP 22P BLACK

Documents

Product Drawings

[CT DOUBLE ROW ASSY V 20P W/BOS](#)

English

CAD Files

[3D PDF](#)

3D

Customer View Model

[ENG_CVM_CVM_2-292141-0_O.2d_dxf.zip](#)

English

Customer View Model

[ENG_CVM_CVM_2-292141-0_O.3d_igs.zip](#)

English

Customer View Model

[ENG_CVM_CVM_2-292141-0_O.3d_stp.zip](#)

English

By downloading the CAD file I accept and agree to the [Terms and Conditions](#) of use.

Product Specifications

[Product Specification](#)

English

[CT DOUBLE ROW CONNECTOR, LEAD FREE VERSION](#)

Japanese

[Product Specification](#)

Japanese

[Product Specification](#)

English

2-292141-0

PCB Mount Header, Vertical, Wire-to-Board, 20 Position, 2 mm [.079 in] Centerline,
Fully Shrouded, Tin, Through Hole - Solder, Power & Signal, AMP CT

