

T4144035081-000 ✓ ACTIVE




## M12 Connector

TE Internal #: T4144035081-000

Wire-to-Panel, 8 Position, Sealable, Wire & Cable, Signal, Panel Mount, Reverse Gender, Nickel, M12 Connector, Standard Circular Connectors

[View on TE.com >](#)

Connectors > Circular Connectors > Standard Circular Connectors



Connector System: **Wire-to-Panel**

Connector Mounting Type: **Panel Mount**

Number of Positions: **8**

Sealable: **Yes**

Connector & Contact Terminates To: **Wire & Cable**

## Features

### Product Type Features

Connector System	Wire-to-Panel
Sealable	Yes
Connector & Contact Terminates To	Wire & Cable
Circular Connector Type	Plug
Shell Type	Metal
Assembly Requirement	Factory Assembled
Circular Connector Shell Type	Metal-Shell
Connector Product Type	Connector Assembly
Assembly Type	Electrical Connector

### Mechanical Attachment

Connector Mounting Type	Panel Mount
Polarization Code	A
Mating Alignment Type	Keyed
Mating Retention Type	Threaded Coupling



PCB Mount Retention	With
Panel Mount Feature Type	Screw Nut
Mating Alignment	With

### Configuration Features

Number of Positions	8
Number of Power Positions	0
Number of Signal Positions	8
Contacts Preloaded	Yes
Keying & Polarized Position Locations	0

### Contact Features

Contact Current Rating (Max)	2 A
Reverse Gender	Yes
Circular Connector Contact Type	Pin

### Operation/Application

Circuit Application	Signal
Shielded	No

### Body Features

Shell Plating Material	Nickel
Shell Base Material	Copper Alloy
Circular Connector Insulation Material Type	Polyamide GF
Hermetically Sealed	Yes
Product Weight	10.13 g [.352 oz]
O-Ring Material	Silicone
Environmental Protection	IP67
Environmental Protection Type	Elastomer Sealed
Primary Product Color	Black
Peripheral Seal Material	Silicone

### Housing Features

Circular Connector Shell Size	18
-------------------------------	----

### Usage Conditions

Operating Temperature Range	-40 – 85 °C [-40 – 185 °F]
IP Dust Sealing Level	6



IP Water Sealing Level	IP67
------------------------	------

### Other

EU RoHS Compliance	Compliant with Exemptions
--------------------	---------------------------

EU ELV Compliance	Compliant with Exemptions
-------------------	---------------------------

### Electrical Characteristics

Operating Voltage	30 VDC
-------------------	--------

### Termination Features

Termination Method to PCB	Through Hole - Solder
---------------------------	-----------------------

### Dimensions

Panel Thickness (Recommended)	2 – 3 mm [.079 – .118 in]
-------------------------------	---------------------------

### Industry Standards

UL Flammability Rating	UL 94HB
------------------------	---------

### Packaging Features

Packaging Quantity	120
--------------------	-----

## Product Compliance

[For compliance documentation, visit the product page on TE.com>](#)

EU RoHS Directive 2011/65/EU	Compliant with Exemptions
------------------------------	---------------------------

EU ELV Directive 2000/53/EC	Compliant with Exemptions
-----------------------------	---------------------------

China RoHS 2 Directive MIIT Order No 32, 2016	Restricted Materials Above Threshold
---	--------------------------------------

EU REACH Regulation (EC) No. 1907/2006	<p>Current ECHA Candidate List: JUNE 2024 (241)</p> <p>Candidate List Declared Against: JUNE 2024 (241)</p> <p>SVHC &gt; Threshold:</p> <p>Pb (4% in Component Part)</p>
--	--

**Article Safe Usage Statements:**

Do not eat, drink or smoke when using this product. Wash thoroughly after handling. Recycle if possible and dispose of the article by following all applicable governmental regulations relevant to your geographic location.

Halogen Content	Not Low Halogen - contains Br or Cl > 900 ppm.
-----------------	--


Solder Process Capability	Not reviewed for solder process capability
---------------------------	--

#### Product Compliance Disclaimer

This information is provided based on reasonable inquiry of our suppliers and represents our current actual knowledge based on the information they provided. This information is subject to change. The part numbers that TE has identified as EU RoHS compliant have a maximum concentration of 0.1% by weight in homogenous materials for lead, hexavalent chromium, mercury, PBB, PBDE, DBP, BBP, DEHP, DIBP, and 0.01% for cadmium, or qualify for an exemption to these

limits as defined in the Annexes of Directive 2011/65/EU (RoHS2). Finished electrical and electronic equipment products will be CE marked as required by Directive 2011/65/EU. Components may not be CE marked. Additionally, the part numbers that TE has identified as EU ELV compliant have a maximum concentration of 0.1% by weight in homogenous materials for lead, hexavalent chromium, and mercury, and 0.01% for cadmium, or qualify for an exemption to these limits as defined in the Annexes of Directive 2000/53/EC (ELV). Regarding the REACH Regulation, the information TE provides on SVHC in articles for this part number is based on the latest European Chemicals Agency (ECHA) 'Guidance on requirements for substances in articles' posted at this URL: <https://echa.europa.eu/guidance-documents/guidance-on-reach>


## Also in the Series | M12 Connector



Connector Hardware(11)



Connector Seals & Cavity Plugs(4)



M8/M12 Cable Assemblies(230)



Standard Circular Connectors(793)

## Customers Also Bought



TE Part #5747840-6  
HD-20 PLUG RA .318 FMS BD-LK S



TE Part #1SET411010R0000  
WD-1-DP-GR2560



TE Part #T4145035051-001  
M12 R/A F PNL STAMPED PIN A-CODE 5P SHLD



TE Part #DRC23-40PB-N012  
HDR, 40P, BLK, RA, AU/NI/CU, B CODE 5P SHLD



TE Part #8464493001  
FLHTC0311-0.25-6



TE Part #224562-E  
MSPEED 50 M SMDTHR M10 \* AB VV 137 176 \*



TE Part #254118-E  
STVCD 128 F ABCD VVV 7-00 EE 4,0 \* 247



TE Part #7-2301994-4  
RJ45 JACK INT.MAG. 1GB LED 1X1



TE Part #T4145035081-002  
M12 RA PCB CONN. Female 8 P SHIELD



TE Part #3-1416010-2  
RE034018

## Documents



### Product Drawings

#### M12 RA PCB CONN. Male 8P SHIELD

English

---

### CAD Files

#### Customer View Model

[ENG\\_CVM\\_CVM\\_T4144035081-000\\_B.3d\\_igs.zip](#)

English

#### Customer View Model

[ENG\\_CVM\\_CVM\\_T4144035081-000\\_B.3d\\_stp.zip](#)

English

#### Customer View Model

[ENG\\_CVM\\_CVM\\_T4144035081-000\\_B.2d\\_dxf.zip](#)

English

### 3D PDF

3D

By downloading the CAD file I accept and agree to the [Terms and Conditions](#) of use.

---

### Product Specifications

#### Application Specification

English

---

### Agency Approvals

#### UL

English