

1-1744037-2 ✓ ACTIVE



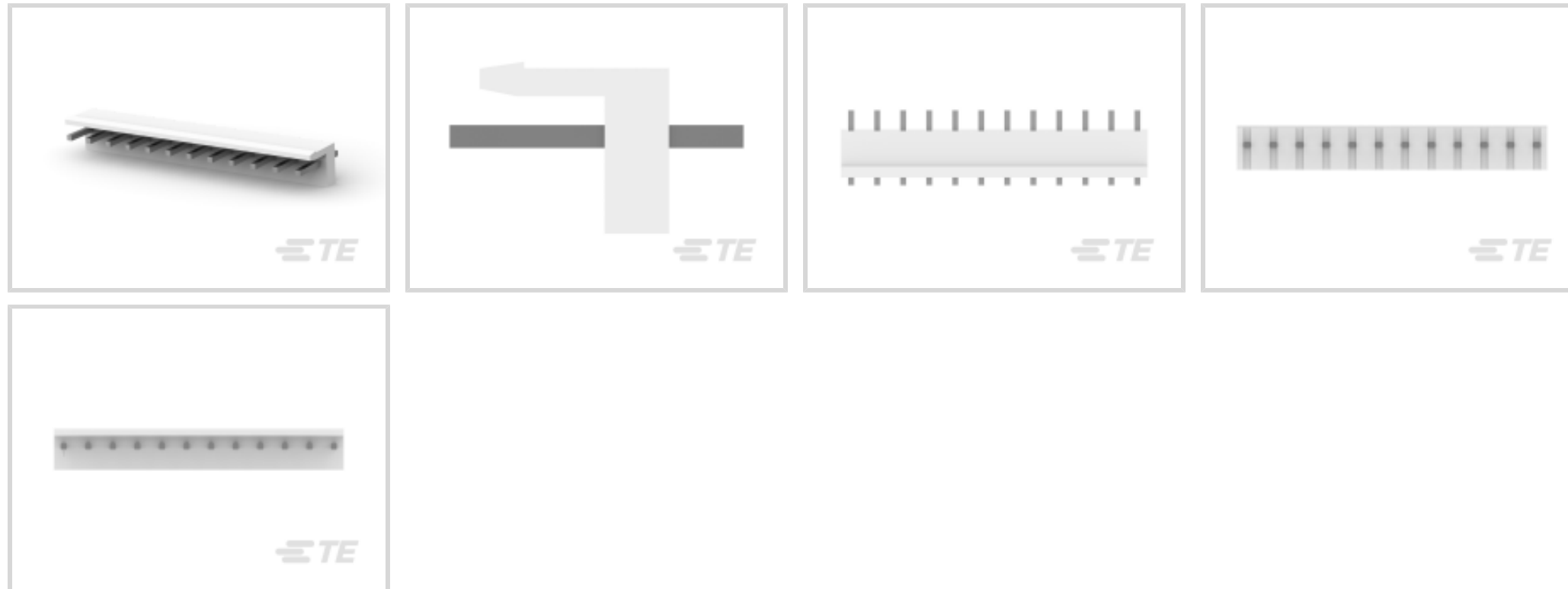
Economy Power

TE Internal #: 1-1744037-2

PCB Mount Header, Vertical, Wire-to-Board, 12 Position, 5.08 mm [.2 in] Centerline, Partially Shrouded, Tin, Through Hole - Solder, Economy Power

[View on TE.com >](#)

Connectors > PCB Connectors > PCB Headers & Receptacles



EU RoHS Compliance: **Compliant**

EU ELV Compliance: **Compliant**

PCB Connector Assembly Type: **PCB Mount Header**

PCB Mount Orientation: **Vertical**

Connector System: **Wire-to-Board**

Features

Other

EU RoHS Compliance	Compliant
EU ELV Compliance	Compliant

Product Type Features

Connector Shape	Rectangular
PCB Connector Assembly Type	PCB Mount Header
Connector System	Wire-to-Board
Header Type	Partially Shrouded
Sealable	No
Connector & Contact Terminates To	Printed Circuit Board

Configuration Features

Number of Loaded Positions	12
Number of Power Positions	12
PCB Mount Orientation	Vertical
Number of Positions	12



Number of Rows	1
----------------	---

Electrical Characteristics

Operating Voltage	250 VDC
-------------------	---------

Body Features

Primary Product Color	Natural
-----------------------	---------

Contact Features

Contact Underplating Material	Nickel
-------------------------------	--------

Contact Underplating Material Thickness	1 μm [39.37 μin]
---	---

Contact Mating Area Plating Material Thickness	3 μm [118.11 μin]
--	--

PCB Contact Termination Area Plating Material Thickness	3 μm [118.11 μin]
---	--

Contact Shape & Form	Square
----------------------	--------

Contact Layout	Inline
----------------	--------

Contact Mating Area Length	7.7 mm[.303 in]
----------------------------	-----------------

Contact Base Material	Copper Alloy
-----------------------	--------------

PCB Contact Termination Area Plating Material	Tin
---	-----

Contact Mating Area Plating Material	Tin
--------------------------------------	-----

Contact Type	Tab
--------------	-----

Contact Current Rating (Max)	8 A
------------------------------	-----

Termination Features

Termination Post & Tail Length	3.7 mm[.146 in]
--------------------------------	-----------------

Termination Method to PCB	Through Hole - Solder
---------------------------	-----------------------

Mechanical Attachment

Panel Mount Feature	Without
---------------------	---------

Mating Retention Type	Locking Tab
-----------------------	-------------

Mating Retention	With
------------------	------

PCB Mount Retention	Without
---------------------	---------

PCB Mount Alignment	Without
---------------------	---------

Connector Mounting Type	Board Mount
-------------------------	-------------

Mating Alignment	Without
------------------	---------

Housing Features

Housing Material	Nylon 66
------------------	----------

Centerline (Pitch)	5.08 mm[.2 in]
--------------------	----------------



Dimensions

Connector Width	8.52 mm[.335 in]
PCB Thickness (Recommended)	1.6 mm[.063 in]
Connector Height	9.4 mm[.37 in]
Connector Length	59.84 mm[2.35 in]

Usage Conditions

Operating Temperature (Max)	105 °C[221 °F]
Operating Temperature Range	-30 – 105 °C[-22 – 221 °F]

Operation/Application

Circuit Application	Power
---------------------	-------

Industry Standards

Glow Wire Rating	Standard Part - Not Glow Wire
UL Flammability Rating	UL 94V-0

Packaging Features

Packaging Quantity	500
Packaging Method	Bag

Product Compliance

[For compliance documentation, visit the product page on TE.com>](#)

EU RoHS Directive 2011/65/EU	Compliant
EU ELV Directive 2000/53/EC	Compliant
China RoHS 2 Directive MIIT Order No 32, 2016	No Restricted Materials Above Threshold
EU REACH Regulation (EC) No. 1907/2006	Current ECHA Candidate List: JUNE 2024 (241) Candidate List Declared Against: JAN 2021 (211) Does not contain REACH SVHC
Halogen Content	Low Halogen - Br, Cl, F, I < 900 ppm per homogenous material. Also BFR/CFR/PVC Free
Solder Process Capability	Wave solder capable to 240°C

Product Compliance Disclaimer

This information is provided based on reasonable inquiry of our suppliers and represents our current actual knowledge based on the information they provided. This information is subject to change. The part numbers that TE has identified as EU RoHS compliant have a maximum concentration of 0.1% by weight in homogenous materials for lead, hexavalent chromium, mercury, PBB, PBDE, DBP, BBP, DEHP, DIBP, and 0.01% for cadmium, or qualify for an exemption to these

limits as defined in the Annexes of Directive 2011/65/EU (RoHS2). Finished electrical and electronic equipment products will be CE marked as required by Directive 2011/65/EU. Components may not be CE marked. Additionally, the part numbers that TE has identified as EU ELV compliant have a maximum concentration of 0.1% by weight in homogenous materials for lead, hexavalent chromium, and mercury, and 0.01% for cadmium, or qualify for an exemption to these limits as defined in the Annexes of Directive 2000/53/EC (ELV). Regarding the REACH Regulation, the information TE provides on SVHC in articles for this part number is based on the latest European Chemicals Agency (ECHA) 'Guidance on requirements for substances in articles' posted at this URL: <https://echa.europa.eu/guidance-documents/guidance-on-reach>

Compatible Parts



Also in the Series | Economy Power




Connector Contacts(15)



Connector Hardware(2)



Insertion & Extraction Tools(1)




PCB Headers & Receptacles(402)



Rectangular Connector Housings(1)

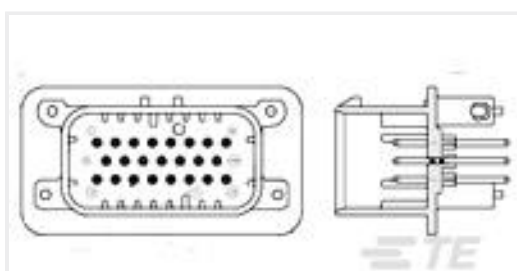


Rectangular Power Connectors(57)



Wire-to-Board Connector Assemblies & Housings(141)

Customers Also Bought



TE Part #776231-1
35POS, PIN DIA 1.3, HDR ASSY,
180DEG, COD 1



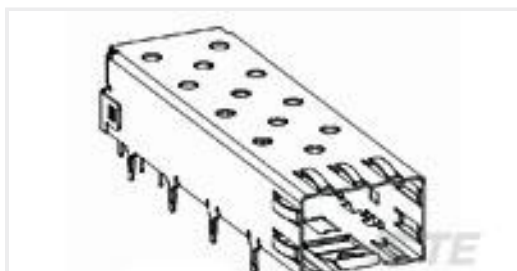
TE Part #2007251-1
SFP+ 1x6 Cage Assembly



TE Part #3-640426-3
03P MTA156 CONN ASSY 18AWG
ORA



TE Part #643464-5
07P MTA156 HDR ASSY STR W/O#6



TE Part #2227302-1
CAGE ASSY, PRESS FIT, SFP



TE Part #640445-8
08P MTA156 HDR ASSY FL/STR SN



TE Part #3-1734577-1
MOD-JK, 8P8C, SHD W/O LED, 6u" A



TE Part #DT15-12PD-B016
HDR, 12P, BRN, ST, ENH KEY, NI/CU,
D



TE Part #2271018-1
AMPMODU, PIN HEADER, 3ROW, 2.0
MM, 60POS

Documents

Product Drawings

[12P EC PWR.200 CL HDR ASSY VRT](#)

English

CAD Files

[3D PDF](#)

3D

Customer View Model

[ENG_CVM_CVM_1-1744037-2_O.2d_dxf.zip](#)

English

Customer View Model

[ENG_CVM_CVM_1-1744037-2_O.3d_igs.zip](#)

English

Customer View Model

[ENG_CVM_CVM_1-1744037-2_O.3d_stp.zip](#)

English

By downloading the CAD file I accept and agree to the [Terms and Conditions](#) of use.

Datasheets & Catalog Pages



1-1773885-9 Economy Power Connectors

English

Product Specifications

Application Specification

Japanese

Application Specification

English

Agency Approvals

VDE Certificate

English