

1565476-1 ✓ ACTIVE

AMP | 0.64/025 Connector System


TE Internal #: 1565476-1

PCB Mount Header, Vertical, Wire-to-Board, 16 Position, 2.2 mm [.087 in] Centerline, Fully Shrouded, Tin, 0.64/025 Connector System

[View on TE.com >](#)



Connectors > PCB Connectors > PCB Headers & Receptacles > Signal Header



EU RoHS Compliance: **Compliant**

EU ELV Compliance: **Compliant**

PCB Connector Assembly Type: **PCB Mount Header**

PCB Mount Orientation: **Vertical**

Connector System: **Wire-to-Board**

[All Signal Header \(280\)](#)

Features

Other

EU RoHS Compliance	Compliant
EU ELV Compliance	Compliant

Product Type Features

Mixed & Hybrid Header	No
Connector Shape	Rectangular
PCB Connector Assembly Type	PCB Mount Header
Connector System	Wire-to-Board
Header Type	Fully Shrouded
Sealable	No
Connector & Contact Terminates To	Printed Circuit Board

Configuration Features

Number of Signal Positions	16
Number of Sections	1



PCB Mount Orientation	Vertical
Number of Positions	16
Number of Rows	2

Electrical Characteristics

Operating Voltage	12 VDC
Voltage Rating (Max)	12 VDC
Nominal Voltage Architecture	12 V

Body Features

Primary Product Color	Natural
-----------------------	---------

Contact Features

Contact Size	.64mm
Mating Tab Width	.64 mm[.025 in]
Mating Tab Thickness	.64 mm[.025 in]
Contact Mating Area Plating Material	Tin
Contact Type	Tab

Termination Features

Termination Method to PCB	Through Hole - Screw
---------------------------	----------------------

Mechanical Attachment

Panel Mount Feature	Without
Mating Retention Type	Locking Interface
Mounting Holes	With
Mating Retention	With
PCB Mount Retention	Without
PCB Mount Alignment	Without
Mating Alignment	With

Housing Features

Centerline (Pitch)	2.2 mm[.087 in]
--------------------	-----------------

Dimensions

Connector Width	23 mm[.906 in]
PCB Thickness (Recommended)	1.6 mm[.063 in]
Profile Height from PCB	23.4 mm[.921 in]
Connector Length	15.3 mm[.602 in]



Usage Conditions

Operating Temperature (Max)	80 °C, 105 °C, 100 °C, 90 °C, 85 °C, 65 °C, 75 °C, 70 °C[221 °F][158 °F][167 °F][176 °F] [194 °F][185 °F][212 °F][149 °F]
Operating Temperature Range	-30 – 105 °C[-22 – 221 °F]

Operation/Application

Shielded	No
Circuit Application	Signal

Industry Standards

UL Flammability Rating	No
------------------------	----

Packaging Features

Packaging Quantity	19
Packaging Method	Tube

Product Compliance

[For compliance documentation, visit the product page on TE.com>](#)

EU RoHS Directive 2011/65/EU	Compliant
EU ELV Directive 2000/53/EC	Compliant
China RoHS 2 Directive MIIT Order No 32, 2016	No Restricted Materials Above Threshold
EU REACH Regulation (EC) No. 1907/2006	Current ECHA Candidate List: JUNE 2024 (241) Candidate List Declared Against: JUNE 2024 (241) Does not contain REACH SVHC
Halogen Content	Low Halogen - Br, Cl, F, I < 900 ppm per homogenous material. Also BFR/CFR/PVC Free
Solder Process Capability	Wave solder capable to 240°C

Product Compliance Disclaimer

This information is provided based on reasonable inquiry of our suppliers and represents our current actual knowledge based on the information they provided. This information is subject to change. The part numbers that TE has identified as EU RoHS compliant have a maximum concentration of 0.1% by weight in homogenous materials for lead, hexavalent chromium, mercury, PBB, PBDE, DBP, BBP, DEHP, DIBP, and 0.01% for cadmium, or qualify for an exemption to these limits as defined in the Annexes of Directive 2011/65/EU (RoHS2). Finished electrical and electronic equipment products will be CE marked as required by Directive 2011/65/EU. Components may not be CE marked. Additionally, the part numbers that TE has identified as EU ELV compliant have a maximum concentration of 0.1% by weight in homogenous materials for lead, hexavalent chromium, and mercury, and 0.01% for cadmium, or qualify for an exemption to these limits as defined in the Annexes of Directive 2000/53/EC (ELV). Regarding the REACH Regulation, the information TE provides on SVHC in articles for this part number is based on the latest European Chemicals Agency (ECHA) 'Guidance on requirements for substances in articles' posted at this URL: <https://echa.europa.eu/guidance-documents/guidance-on-reach>


Compatible Parts



TE Part # CAT-T319-CH8172
TH/.025 CONNECTOR SYSTEM,
HOUSING



TE Part # 1123343-1
025 REC CONTACT




TE Part # 1565477-1
025 16POS CAP HSG V


Also in the Series | 0.64/025 Connector System




Automotive Connector Caps & Covers (5)




Automotive Connector Locks & Position Assurance(1)




Automotive Housings(124)



Automotive Terminals(16)



Connector Seals & Cavity Plugs(1)



Other Automotive Connector Accessories(4)



PCB Headers & Receptacles(155)

Customers Also Bought



TE Part #1318382-2
Signal Header



TE Part #5053912011
RNF-100-3/16-5-STK



TE Part #2237067-1
24POS, TAB0.64X0.64, HDR ASSY, 90 DEG, SMD



TE Part #1-2330747-1
4POS, TAB0.63X0.63, HDR ASSY, 90DEG, SMD, S



Documents

Product Drawings

[025 16POS CAP ASSY V TIN](#)

Japanese

CAD Files

[3D PDF](#)

3D

Customer View Model

[ENG_CVM_CVM_1565476-1_A1.2d_dxf.zip](#)

English

Customer View Model

[ENG_CVM_CVM_1565476-1_A1.3d_igs.zip](#)

English

Customer View Model

[ENG_CVM_CVM_1565476-1_A1.3d_stp.zip](#)

English

By downloading the CAD file I accept and agree to the [Terms and Conditions](#) of use.

Product Specifications

[Crimping of 025 Receptacle Contact](#)

Japanese

[Application Specification](#)

Japanese