

3-87977-2 ✓ ACTIVE

AMPMODU | AMPMODU IV/V


TE Internal #: 3-87977-2

Housing, Receptacle, Wire-to-Board, 14 Position, 2.54 mm [.1 in]  
Centerline, Crimp, 2 Row, Black, Mating Retention, Wire & Cable,  
Signal, AMPMODU IV/V

[View on TE.com >](#)



Connectors > PCB Connectors > Wire-to-Board Connectors > Wire-to-Board Connector Assemblies & Housings



Connector Product Type: **Housing**

Connector & Housing Type: **Receptacle**

Connector System: **Wire-to-Board**

Number of Positions: **14**

Centerline (Pitch): **2.54 mm [.1 in]**

## Features

### Product Type Features

Connector Product Type	Housing
Connector & Housing Type	Receptacle
Connector System	Wire-to-Board
Connector & Contact Terminates To	Wire & Cable

### Configuration Features

Number of Positions	14
Number of Rows	2

### Housing Features

Centerline (Pitch)	2.54 mm[.1 in]
Housing Material	Nylon - GF
Housing Entry Configuration	Both Ends Closed

### Termination Features

Termination Method to Wire & Cable	Crimp
------------------------------------	-------

### Dimensions

Row-to-Row Spacing	2.54 mm[.1 in]
Connector Height	6.1 mm[.24 in]
Connector Length	17.78 mm[.7 in]

### Body Features



Primary Product Color	Black
-----------------------	-------

### Mechanical Attachment

Mating Retention	With
------------------	------

Strain Relief	Without
---------------	---------

Mating Retention Type	Detent Latching
-----------------------	-----------------

### Contact Features

Contact Current Rating (Max)	3 A
------------------------------	-----

Contact Base Material	Beryllium Copper
-----------------------	------------------

Contact Type	Socket
--------------	--------

### Operation/Application

Circuit Application	Signal
---------------------	--------

### Usage Conditions

Operating Temperature Range	-65 – 105 °C[-85 – 221 °F]
-----------------------------	----------------------------

### Other

EU RoHS Compliance	Compliant
--------------------	-----------

EU ELV Compliance	Compliant
-------------------	-----------

### Electrical Characteristics

Operating Voltage	250 VAC
-------------------	---------

Termination Resistance	12 mΩ
------------------------	-------

Dielectric Withstanding Voltage (Max)	750 V
---------------------------------------	-------

Insulation Resistance	5000 MΩ
-----------------------	---------

### Industry Standards

UL Flammability Rating	UL 94V-0
------------------------	----------

Compatible With Approved Standards Products	UL E28476, CSA LR7189
---	-----------------------

Glow Wire Rating	Standard Part - Not Glow Wire
------------------	-------------------------------

### Packaging Features

Packaging Method	Package
------------------	---------

Packaging Quantity	1
--------------------	---

### Product Compliance

For compliance documentation, visit the product page on [TE.com](https://www.te.com)>



EU RoHS Directive 2011/65/EU	Compliant
EU ELV Directive 2000/53/EC	Compliant
China RoHS 2 Directive MIIT Order No 32, 2016	No Restricted Materials Above Threshold
EU REACH Regulation (EC) No. 1907/2006	Current ECHA Candidate List: JUNE 2024 (241) Candidate List Declared Against: JUNE 2024 (241) Does not contain REACH SVHC
Halogen Content	BFR/CFR/PVC Free, but Br/Cl >900 ppm in other sources.
Solder Process Capability	Not applicable for solder process capability

Product Compliance Disclaimer

This information is provided based on reasonable inquiry of our suppliers and represents our current actual knowledge based on the information they provided. This information is subject to change. The part numbers that TE has identified as EU RoHS compliant have a maximum concentration of 0.1% by weight in homogenous materials for lead, hexavalent chromium, mercury, PBB, PBDE, DBP, BBP, DEHP, DIBP, and 0.01% for cadmium, or qualify for an exemption to these limits as defined in the Annexes of Directive 2011/65/EU (RoHS2). Finished electrical and electronic equipment products will be CE marked as required by Directive 2011/65/EU. Components may not be CE marked. Additionally, the part numbers that TE has identified as EU ELV compliant have a maximum concentration of 0.1% by weight in homogenous materials for lead, hexavalent chromium, and mercury, and 0.01% for cadmium, or qualify for an exemption to these limits as defined in the Annexes of Directive 2000/53/EC (ELV). Regarding the REACH Regulation, the information TE provides on SVHC in articles for this part number is based on the latest European Chemicals Agency (ECHA) 'Guidance on requirements for substances in articles' posted at this URL: <https://echa.europa.eu/guidance-documents/guidance-on-reach>

## Compatible Parts



TE Part # 103166-5  
14 MODII HDR DRRA SHRD .100CL



TE Part # 5-103167-4  
14 MODII HDR DRRA SHRD LF



TE Part # 5-102570-5  
14 MODII HDR DRRA SHRD LF



TE Part # 5-102618-5  
14 MODII HDR DRST SHRD .100CL



TE Part # 87666-2  
MOD IV RECP PLTD 30 SEL



TE Part # 6-87756-7  
MOD IV REC STP INT'L SPEC REEL





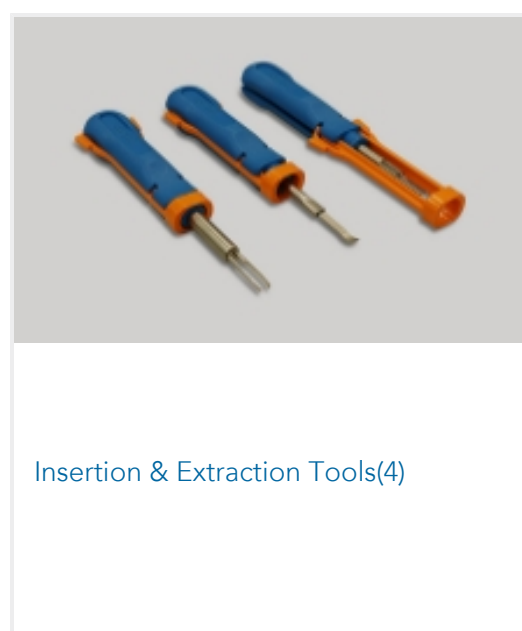

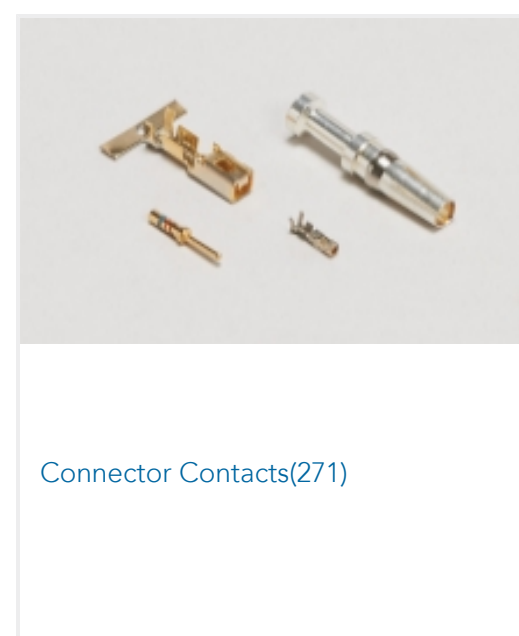

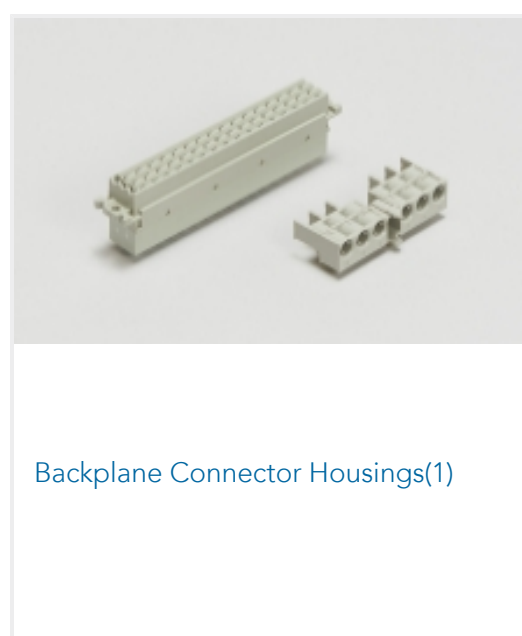
TE Part # 87756-6  
MOD IV RECP PLTD SN




TE Part # 2-87195-4  
MOD IV RECP PLTE 15 DPLX



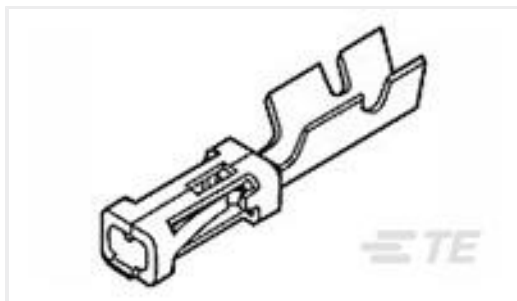

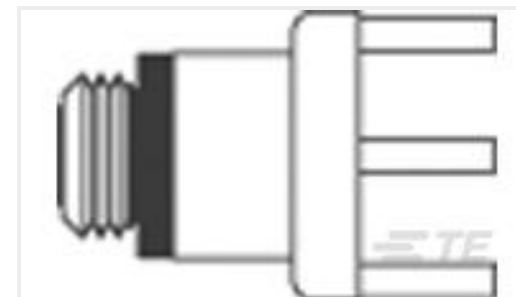
Also in the Series | **AMPMODU IV/V**





Wire-to-Board Connector Assemblies &amp; Housings(394)

## Customers Also Bought

TE Part #86016-3  
MOD IV RECP LPTE Part #1586515-2  
04P CMNL HDR ASSY PC UL94 LFTE Part #171512-1  
P.G RING (22-18)TE Part #CONN007-3-W  
N Type Plug 50 Ohm Cable CrimpTE Part #51864-3  
TERMINAL,PIDG R 16-14 6TE Part #316215-003  
55A1121-22-0/9-9TE Part #1986158-6  
6P .563" DR, W/C, 600VTE Part #1466289-1  
03100590001

## Documents

### CAD Files

#### 3D PDF

English

#### Customer View Model

[ENG\\_CVM\\_3-87977-2\\_S.2d\\_dxf.zip](#)

English

#### Customer View Model

[ENG\\_CVM\\_3-87977-2\\_S.3d\\_igs.zip](#)

English

#### Customer View Model

[ENG\\_CVM\\_3-87977-2\\_S.3d\\_stp.zip](#)

English

#### 3D PDF

3D

#### Customer View Model

[ENG\\_CVM\\_CVM\\_3-87977-2\\_AC.3d\\_igs.zip](#)



English

**Customer View Model**

[ENG\\_CVM\\_CVM\\_3-87977-2\\_AC.2d\\_dxf.zip](#)

English

**Customer View Model**

[ENG\\_CVM\\_CVM\\_3-87977-2\\_AC.3d\\_stp.zip](#)

English

By downloading the CAD file I accept and agree to the [Terms and Conditions](#) of use.

---

**Datasheets & Catalog Pages**

[AMPMODU\\_INTERCONNECTION\\_SYSTEM\\_SECTION5\\_CONT](#)

English

---

**Product Specifications**

[Product Specification](#)

English

---

**Agency Approvals**

[UL](#)

English