

1217124-1 ✓ ACTIVE

FASTON | FASTON 187

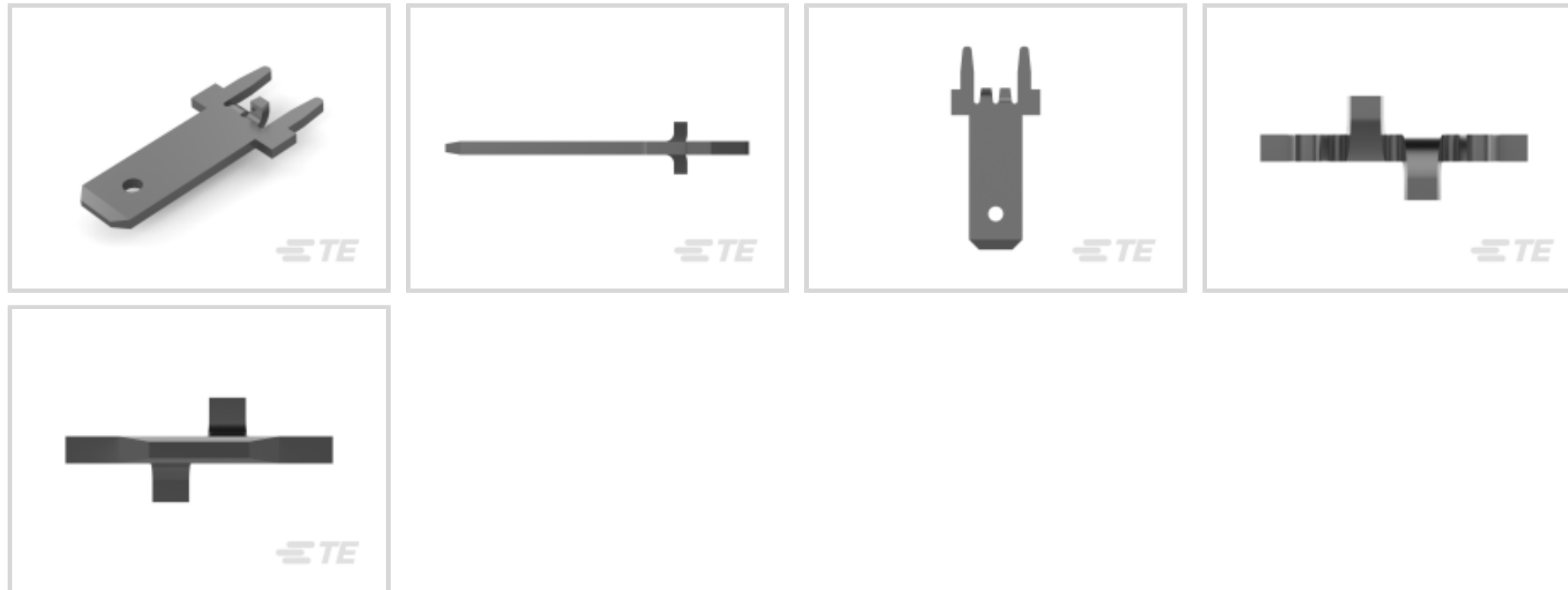
TE Internal #: 1217124-1

Tab, Mating Tab Width 4.75 mm [.187 in], PCB Hole Diameter 1.4 mm [.055 in], Through Hole - Solder, Tin Plating, Nickel, FASTON 187, PCB Terminals

[View on TE.com >](#)



Terminals & Splices > PCB Terminals



PCB Terminal Type: **Tab**

PCB Thickness (Recommended): 1.57 mm [.062 in]

Mating Tab Width: 4.75 mm [.187 in]

Mating Tab Thickness: .81 mm [.032 in]

PCB Hole Diameter: 1.4 mm [.055 in]

Features

Usage Conditions

Insulation Option	Uninsulated
Operating Temperature Range	-40 – 105 °C[-40 – 221 °F]

Packaging Features

Packaging Quantity	10000
Packaging Method	Reel

Dimensions

Extension Below Board	3.81 mm[.15 in]
PCB Thickness (Recommended)	1.57 mm[.062 in]
PCB Hole Diameter	1.4 mm[.055 in]
Profile Height from PCB	14.22 mm[.567 in]

Contact Features

PCB Contact Termination Area Plating Material Thickness	3.81 µm[150 µin]
Contact Underplating Material Thickness	2.54 µm, 1.27 µm[100 µin][50 µin]
Contact Mating Area Plating Material Thickness	3.81 µm[150 µin]



PCB Terminal Type	Tab
Mating Tab Width	4.75 mm[.187 in]
Mating Tab Thickness	.81 mm[.032 in]
Terminal Plating Material	Tin
Contact Underplating Material	Nickel
Terminal Size	4.75
Terminal Orientation	Straight

Termination Features

Termination Method to PCB	Through Hole - Solder
Product Terminates To	Printed Circuit Board

Mechanical Attachment

Wire Insulation Support	Without
-------------------------	---------

Other

EU RoHS Compliance	Compliant
EU ELV Compliance	Compliant

Product Compliance

[For compliance documentation, visit the product page on TE.com>](#)

















EU RoHS Directive 2011/65/EU	Compliant
EU ELV Directive 2000/53/EC	Compliant
China RoHS 2 Directive MIIT Order No 32, 2016	No Restricted Materials Above Threshold
EU REACH Regulation (EC) No. 1907/2006	Current ECHA Candidate List: JUNE 2024 (241) Candidate List Declared Against: JUNE 2024 (241) Does not contain REACH SVHC
Halogen Content	Low Halogen - Br, Cl, F, I < 900 ppm per homogenous material. Also BFR/CFR/PVC Free
Solder Process Capability	Pin-in-Paste capable to 260°C

Product Compliance Disclaimer


This information is provided based on reasonable inquiry of our suppliers and represents our current actual knowledge based on the information they provided. This information is subject to change. The part numbers that TE has identified as EU RoHS compliant have a maximum concentration of 0.1% by weight in homogenous materials for lead, hexavalent chromium, mercury, PBB, PBDE, DBP, BBP, DEHP, DIBP, and 0.01% for cadmium, or qualify for an exemption to these limits as defined in the Annexes of Directive 2011/65/EU (RoHS2). Finished electrical and electronic equipment products will be CE marked as required by Directive 2011/65/EU. Components may not be CE marked. Additionally, the part

numbers that TE has identified as EU ELV compliant have a maximum concentration of 0.1% by weight in homogenous materials for lead, hexavalent chromium, and mercury, and 0.01% for cadmium, or qualify for an exemption to these limits as defined in the Annexes of Directive 2000/53/EC (ELV). Regarding the REACH Regulation, the information TE provides on SVHC in articles for this part number is based on the latest European Chemicals Agency (ECHA) 'Guidance on requirements for substances in articles' posted at this URL: <https://echa.europa.eu/guidance-documents/guidance-on-reach>


Compatible Parts

 <p>TE Part # 1217332-1 187 FASTON,PCB TAB,TCBR</p>	 <p>TE Part # 63860-1 187 FASTON TAB TPBR</p>	 <p>TE Part # 63525-1 187 FASTON TAB TPBR</p>	 <p>TE Part # 1217133-1 187 FASTON,PCB TAB,TNBR</p>
 <p>TE Part # 1217127-1 250 FASTON,PCB TAB,TPBR</p>	 <p>TE Part # 63824-1 250 FASTON TAB TPBR</p>	 <p>TE Part # 1217126-1 250 FASTON,PCB TAB,TPBR</p>	 <p>TE Part # 1217539-1 250 FASTON,PCB TAB,TCBR</p>
 <p>TE Part # 1217125-1 250 FASTON,PCB TAB,TPBR</p>	 <p>TE Part # 1742361-1 187 FASTON,PCB TAB,TPBR</p>	 <p>TE Part # 1217088-1 FASTON SPECIAL PCB TAB TPBR</p>	 <p>TE Part # 1217861-2 250 FASTON,PCB TAB,TCBR</p>
 <p>TE Part # 1217089-1 110 FASTON,PCB TAB,TNBR</p>	 <p>TE Part # 1217124-3 187 FASTON,PCB TAB,TNBR</p>	 <p>TE Part # 63838-1 187 FASTON TAB TPBR</p>	 <p>TE Part # 63862-2 250 FASTON TAB TPBR</p>

Also in the Series | **FASTON 187**



Crimp Terminal Housings(41)



Insertion & Extraction Tools(1)



Joints & Splices(1)



PCB Terminals(42)



Quick Disconnects(207)



Splices(1)

Customers Also Bought



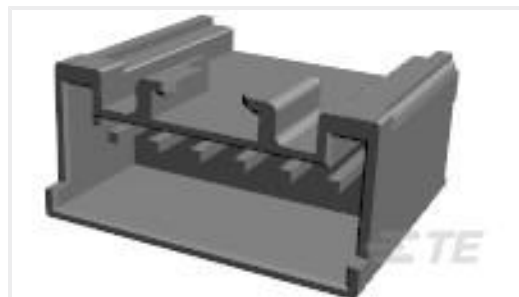
TE Part #1393194-7
T77S1D10-05



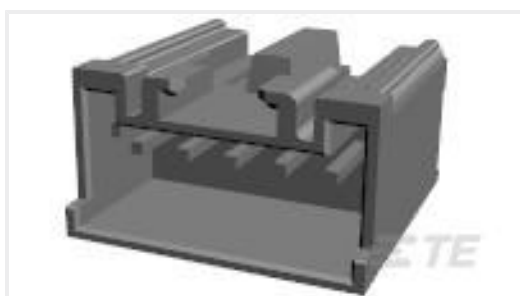
TE Part #643408-1
06P UMNL PIN HDR ASSY POL 94VO



TE Part #643411-1
02P UMNL HDR ASSY POL



TE Part #917726-1
2.5 S.D.L. P/HDR ASY 6P H/PRO.



TE Part #917725-1
2.5 SIGNAL D/LOCK HDR ASSY 5P



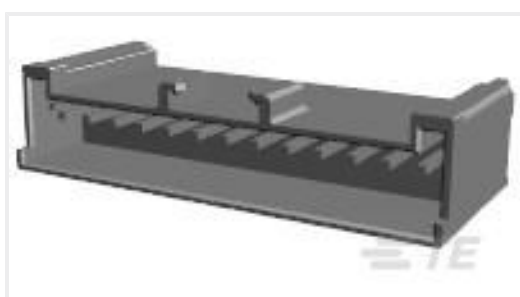
TE Part #3-794680-4
04P MICRO MNL ASSY,VRT,THRU LF



TE Part #917731-1
2.5 S.D.L P.HDR ASY 11P H/PRO.



TE Part #917729-1
2.5 SIGNAL D/LOCK HDR ASSY 9P



TE Part #917733-1
2.5 S.D.L P/HDR ASY 13P H/PRO.

Documents



Product Drawings

[187 FASTON,PCB TAB,TNBR](#)

English

CAD Files

[3D PDF](#)

3D

Customer View Model

[ENG_CVM_CVM_1217124-1_F_c-1217124-1-f.2d_dxf.zip](#)

English

Customer View Model

[ENG_CVM_CVM_1217124-1_F_c-1217124-1-f.3d_igs.zip](#)

English

Customer View Model

[ENG_CVM_CVM_1217124-1_F_c-1217124-1-f.3d_stp.zip](#)

English

By downloading the CAD file I accept and agree to the [Terms and Conditions](#) of use.

Datasheets & Catalog Pages

[FASTON PCB Tabs and Receptacles](#)

English

[PRINTED CIRCUIT BOARD TERMINALS AND DISCONNECTS](#)

English

Product Specifications

[Application Specification](#)

English