

4-1734592-0 ✓ ACTIVE




FPC

TE Internal #: 4-1734592-0

.5 mm [.02 in] Centerline, Zero Insertion Force (ZIF), Right Angle, Surface Mount, Stuffer Actuator, Gold Flash, 40 Position, FPC Connectors

[View on TE.com >](#)

Connectors > PCB Connectors > Wire-to-Board Connectors > FFC, FPC & Ribbon Connectors > FPC Connectors



Centerline (Pitch): **.5 mm [.02 in]**

Mating Retention Type: **Zero Insertion Force (ZIF)**

PCB Mount Orientation: **Right Angle**

Contact Mating Location: **Bottom**

Termination Method to PCB: **Surface Mount**

Features

Housing Features

Centerline (Pitch)	.5 mm [.02 in]
Housing Material	LCP (Liquid Crystal Polymer)

Mechanical Attachment

Mating Retention Type	Zero Insertion Force (ZIF)
Connector Mounting Type	Board Mount
Mating Alignment	With
PCB Mount Retention	With
PCB Mount Alignment	Without

Configuration Features

PCB Mount Orientation	Right Angle
Number of Positions	40
Compatible With Wire & Cable Type	FFC, FPC
Number of Rows	1

Contact Features



Contact Mating Location	Bottom
Contact Mating Area Plating Material	Gold Flash
Contact Current Rating (Max)	.5 A
Contact Shape & Form	Single Beam
PCB Contact Termination Area Plating Material Thickness	.025 μm [100 μin]
Contact Layout	Inline
Contact Base Material	Phosphor Bronze
PCB Contact Termination Area Plating Material	Gold
Contact Type	Socket
Contact Mating Area Plating Material Thickness	.025 μm [100 μin]

Termination Features

Termination Method to PCB	Surface Mount
---------------------------	---------------

Product Type Features

FPC Actuator Type	Stuffer
PCB Connector Assembly Type	PCB Mount Receptacle
Connector & Contact Terminates To	Flexible Printed Circuit (FPC)
Connector Product Type	Connector Assembly
Connector System	Flex-to-Board

Other

EU RoHS Compliance	Compliant
EU ELV Compliance	Compliant

Electrical Characteristics

Operating Voltage	250 VAC
-------------------	---------

Body Features

Primary Product Color	Natural
-----------------------	---------

Dimensions

Connector Width	5.1 mm[.2 in]
Accepts Flex Cable Thickness	.3 mm[.012 in]
Connector Height	2.05 mm[.08 in]
Connector Length	25.43 mm[1.001 in]

Usage Conditions

Operating Temperature Range	-40 – 85 $^{\circ}\text{C}$ [-40 – 185 $^{\circ}\text{F}$]
-----------------------------	---



Operation/Application

Circuit Application	Signal
---------------------	--------

Identification Marking

Circuit Identification Feature	Without
--------------------------------	---------

Packaging Features

Packaging Method	Tape
Packaging Quantity	2000

Product Compliance

[For compliance documentation, visit the product page on TE.com>](#)

EU RoHS Directive 2011/65/EU	Compliant
EU ELV Directive 2000/53/EC	Compliant
China RoHS 2 Directive MIIT Order No 32, 2016	No Restricted Materials Above Threshold
EU REACH Regulation (EC) No. 1907/2006	Current ECHA Candidate List: JUNE 2024 (241) Candidate List Declared Against: JUNE 2024 (241) Does not contain REACH SVHC
Halogen Content	Not Low Halogen - contains Br or Cl > 900 ppm.
Solder Process Capability	Reflow solder capable to 260°C

Product Compliance Disclaimer

This information is provided based on reasonable inquiry of our suppliers and represents our current actual knowledge based on the information they provided. This information is subject to change. The part numbers that TE has identified as EU RoHS compliant have a maximum concentration of 0.1% by weight in homogenous materials for lead, hexavalent chromium, mercury, PBB, PBDE, DBP, BBP, DEHP, DIBP, and 0.01% for cadmium, or qualify for an exemption to these limits as defined in the Annexes of Directive 2011/65/EU (RoHS2). Finished electrical and electronic equipment products will be CE marked as required by Directive 2011/65/EU. Components may not be CE marked. Additionally, the part numbers that TE has identified as EU ELV compliant have a maximum concentration of 0.1% by weight in homogenous materials for lead, hexavalent chromium, and mercury, and 0.01% for cadmium, or qualify for an exemption to these limits as defined in the Annexes of Directive 2000/53/EC (ELV). Regarding the REACH Regulation, the information TE provides on SVHC in articles for this part number is based on the latest European Chemicals Agency (ECHA) 'Guidance on requirements for substances in articles' posted at this URL: <https://echa.europa.eu/guidance-documents/guidance-on-reach>

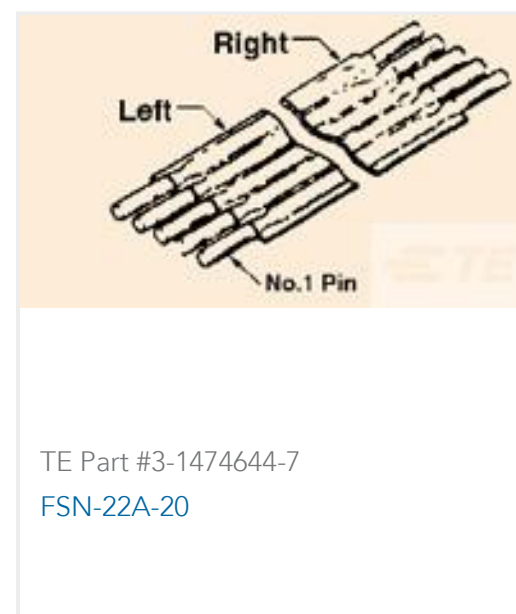
Customers Also Bought



TE Part #5-146277-5
05 MODII HDR SRST B/A .100CL



TE Part #825433-9
MOD 2 PINHDR 1X9 P.



TE Part #3-1474644-7
FSN-22A-20



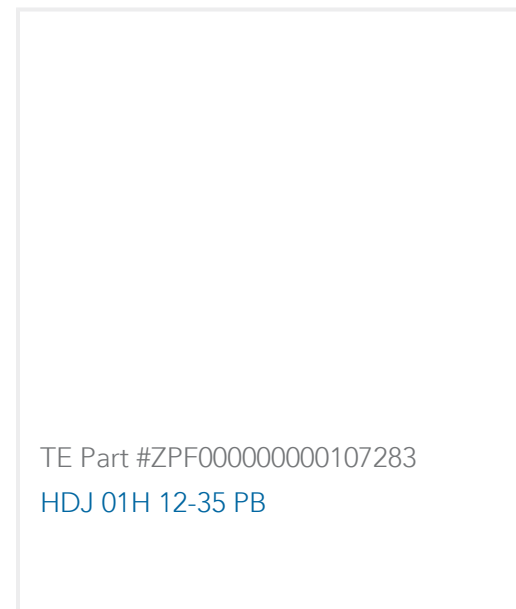
TE Part #1-1734839-0
FPC CONN. 0.5MM PITCH T/C,10P




TE Part #4-1474644-0
FSN-23A-20



TE Part #640911-2
RECEPT,PIDG FASTON 22-18 205



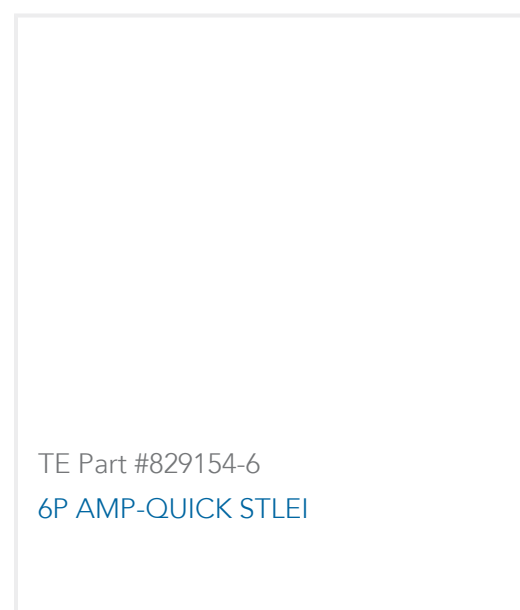
TE Part #ZPF000000000107283
HDJ 01H 12-35 PB



TE Part #ZPF000000000122528
HDJ 01H 12-98 PN



TE Part #8-1415535-6
RT314012WG



TE Part #829154-6
6P AMP-QUICK STLEI

Documents

Product Drawings

[FPC CONN. 0.5MM PITCH B/C, 40P](#)

English

CAD Files

[3D PDF](#)

3D

Customer View Model

[ENG_CVM_CVM_4-1734592-0_C_c-4-1734592-0-c.2d_dxf.zip](#)

English

Customer View Model

[ENG_CVM_CVM_4-1734592-0_C_c-4-1734592-0-c.3d_igs.zip](#)

English

Customer View Model

[ENG_CVM_CVM_4-1734592-0_C_c-4-1734592-0-c.3d_stp.zip](#)

English

By downloading the CAD file I accept and agree to the [Terms and Conditions](#) of use.

Datasheets & Catalog Pages



FPC Connector Family

English

Flexible Printed Circuit Connectors - FPC (Virtual Sample Kit)

English

1-1773959-7-FPC-Connectors-CN

English

Product Specifications

Product Specification

English