

3-647166-5 ✓ ACTIVE



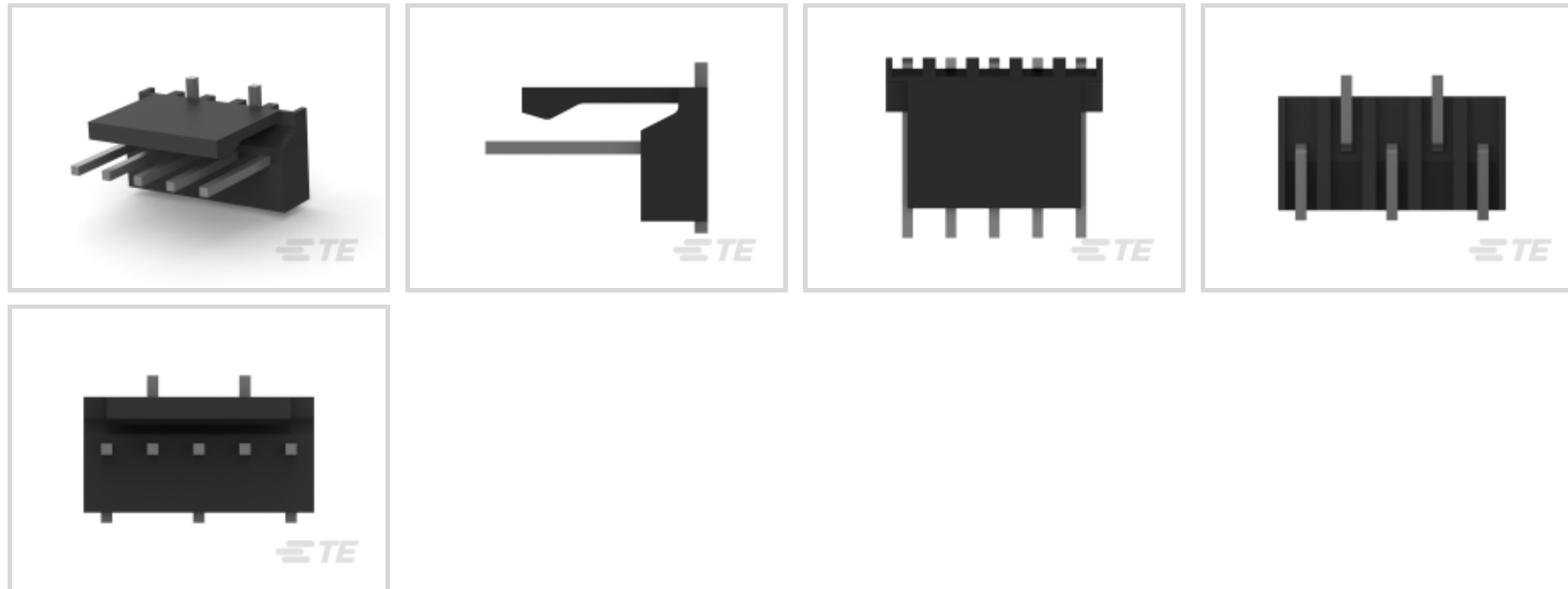
MTA 100

TE Internal #: 3-647166-5

PCB Mount Header, Vertical, Wire-to-Board, 5 Position, 2.54 mm [.1 in] Centerline, Partially Shrouded, Tin, Surface Mount, Signal, Black, MTA 100

[View on TE.com >](#)

Connectors > PCB Connectors > PCB Headers & Receptacles > PCB Header: Nylon, Vertical, Surface Mount, MTA 100



EU RoHS Compliance: **Compliant**

EU ELV Compliance: **Compliant**

PCB Connector Assembly Type: **PCB Mount Header**

PCB Mount Orientation: **Vertical**

Connector System: **Wire-to-Board**

[All PCB Header: Nylon, Vertical, Surface Mount, MTA 100 \(39\)](#)

Features

Other

EU RoHS Compliance **Compliant**

EU ELV Compliance **Compliant**

Product Type Features

PCB Connector Assembly Type **PCB Mount Header**

Connector System **Wire-to-Board**

Header Type **Partially Shrouded**

Sealable **No**

Connector & Contact Terminates To **Printed Circuit Board**

Configuration Features

Number of Columns **5**

PCB Mount Orientation **Vertical**

Number of Positions **5**



Number of Rows	1
----------------	---

Electrical Characteristics

Operating Voltage	250 VAC
-------------------	---------

Body Features

Primary Product Color	Black
-----------------------	-------

Contact Features

Contact Underplating Material	Nickel
-------------------------------	--------

Contact Underplating Material Thickness	1.27 μ m[50 μ in]
---	---------------------------

PCB Contact Termination Area Plating Material Finish	Matte
--	-------

Contact Mating Area Plating Material Thickness	3.81 μ m[150 μ in]
--	----------------------------

Mating Square Post Dimension	.64 mm[.025 in]
------------------------------	-----------------

PCB Contact Termination Area Plating Material Thickness	3.81 – 6.3 μ m[150 – 250 μ in]
---	--

Contact Shape & Form	Square
----------------------	--------

Contact Layout	Inline
----------------	--------

Contact Mating Area Length	7.37 mm[.29 in]
----------------------------	-----------------

Contact Base Material	Copper Alloy
-----------------------	--------------

PCB Contact Termination Area Plating Material	Tin
---	-----

Contact Mating Area Plating Material Finish	Matte
---	-------

Contact Mating Area Plating Material	Tin
--------------------------------------	-----

Contact Type	Pin
--------------	-----

Contact Current Rating (Max)	5 A
------------------------------	-----

Termination Features

Square Termination Post & Tail Dimension	.64 mm[.025 in]
--	-----------------

Termination Method to PCB	Surface Mount
---------------------------	---------------

Mechanical Attachment

Panel Mount Feature	Without
---------------------	---------

Mating Retention Type	Friction Lock
-----------------------	---------------

Mating Retention	With
------------------	------

Mating Alignment Type	Polarization
-----------------------	--------------

PCB Mount Retention	Without
---------------------	---------

PCB Mount Alignment	Without
---------------------	---------

Connector Mounting Type	Board Mount
-------------------------	-------------



Mating Alignment With

Housing Features

Housing Material	Nylon 4/6
Centerline (Pitch)	2.54 mm [.1 in]

Dimensions

Connector Width	6.35 mm [.25 in]
PCB Thickness (Recommended)	.25 mm [.01 in]
Connector Height	10.66 mm [.42 in]
Connector Length	12.7 mm [.5 in]

Usage Conditions

Operating Temperature Range	-55 – 105 °C [-67 – 221 °F]
-----------------------------	-----------------------------

Operation/Application

Circuit Application	Signal
---------------------	--------

Industry Standards

Compatible With Agency/Standards Products	UL, CSA
Compatible With Approved Standards Products	UL E28476, CSA LR7189
UL Flammability Rating	UL 94V-0

Packaging Features

Packaging Quantity	500
Packaging Method	Package

Product Compliance

[For compliance documentation, visit the product page on TE.com>](#)

EU RoHS Directive 2011/65/EU	Compliant
EU ELV Directive 2000/53/EC	Compliant
China RoHS 2 Directive MIIT Order No 32, 2016	No Restricted Materials Above Threshold
EU REACH Regulation (EC) No. 1907/2006	Current ECHA Candidate List: JUNE 2024 (241) Candidate List Declared Against: JUNE 2024 (241) Does not contain REACH SVHC
Halogen Content	Low Halogen - Br, Cl, F, I < 900 ppm per homogenous material. Also BFR/CFR/PVC Free

Solder Process Capability

Reflow solder capable to 260°C

Product Compliance Disclaimer

This information is provided based on reasonable inquiry of our suppliers and represents our current actual knowledge based on the information they provided. This information is subject to change. The part numbers that TE has identified as EU RoHS compliant have a maximum concentration of 0.1% by weight in homogenous materials for lead, hexavalent chromium, mercury, PBB, PBDE, DBP, BBP, DEHP, DIBP, and 0.01% for cadmium, or qualify for an exemption to these limits as defined in the Annexes of Directive 2011/65/EU (RoHS2). Finished electrical and electronic equipment products will be CE marked as required by Directive 2011/65/EU. Components may not be CE marked. Additionally, the part numbers that TE has identified as EU ELV compliant have a maximum concentration of 0.1% by weight in homogenous materials for lead, hexavalent chromium, and mercury, and 0.01% for cadmium, or qualify for an exemption to these limits as defined in the Annexes of Directive 2000/53/EC (ELV). Regarding the REACH Regulation, the information TE provides on SVHC in articles for this part number is based on the latest European Chemicals Agency (ECHA) 'Guidance on requirements for substances in articles' posted at this URL: <https://echa.europa.eu/guidance-documents/guidance-on-reach>

Compatible Parts



TE Part # CAT-104MTA-PLSCC
Polyester PCB Connector Covers: 2.54 mm, MTA 100



TE Part # 1375820-5
CST-100 II HOUSING 5 POS



TE Part # CAT-104MTA-NYLCC
Nylon PCB Connector Covers: 2.54 mm, MTA 100


Also in the Series | MTA 100



Connector Caps & Covers(69)




Connector Contacts(8)



Connector Hardware(1)




Insertion & Extraction Tools(2)



PCB Headers & Receptacles(441)

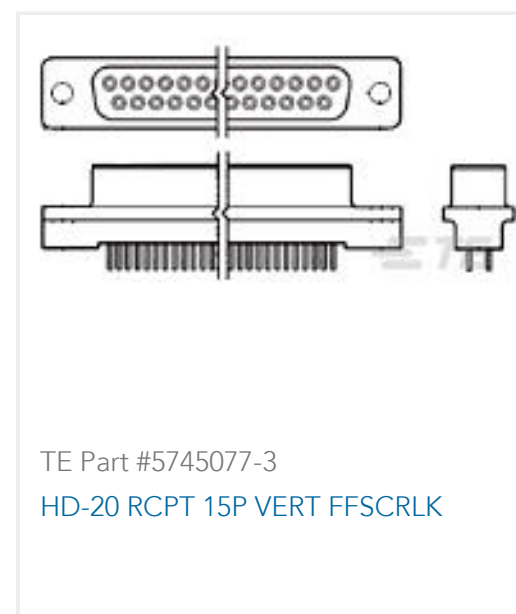


Standard Rectangular Connectors(495)



Wire-to-Board Connector Assemblies & Housings(1)

Customers Also Bought



Documents

CAD Files

3D PDF

3D

Customer View Model

[ENG_CVM_CVM_3-647166-5_M_c-3-647166-5-m.2d_dxf.zip](#)

English

Customer View Model

[ENG_CVM_CVM_3-647166-5_M_c-3-647166-5-m.3d_igs.zip](#)

English

Customer View Model

[ENG_CVM_CVM_3-647166-5_M_c-3-647166-5-m.3d_stp.zip](#)

English

By downloading the CAD file I accept and agree to the [Terms and Conditions](#) of use.

Product Specifications

Application Specification

English

Agency Approvals

Agency Approval Document

English